



Life Sentences in Federal System

September 17, 2015

National Seminar on the Federal Sentencing Guidelines

New Orleans, Louisiana



United States Sentencing Commission Office of Research and Data

Glenn R. Schmitt, J.D., M.P.P.
Director, Office of Research and Data



www.ussc.gov



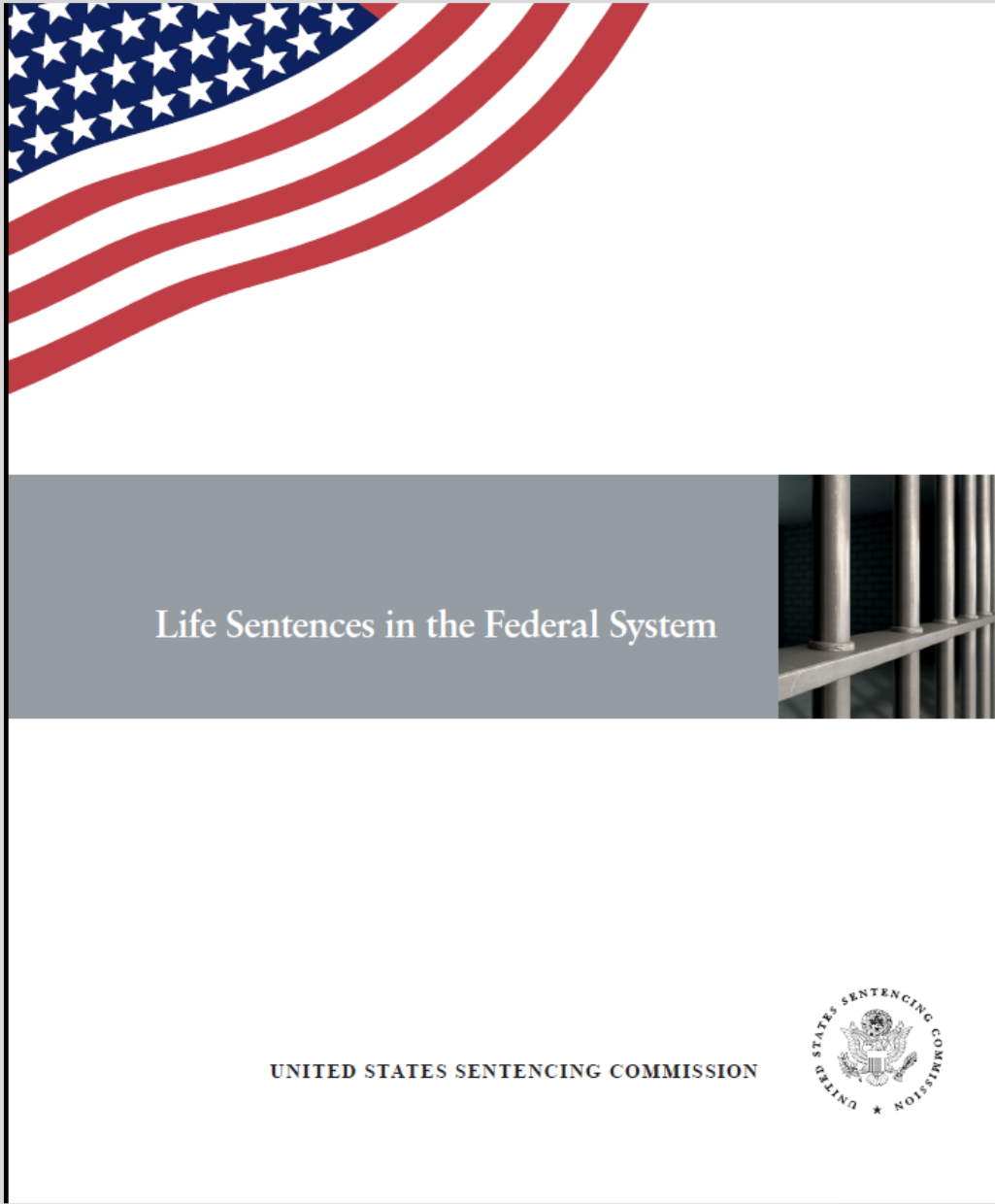
(202) 502-4500



@theusscgov



pubaffairs@ussc.gov



February 2015





Life Imprisonment Sentences



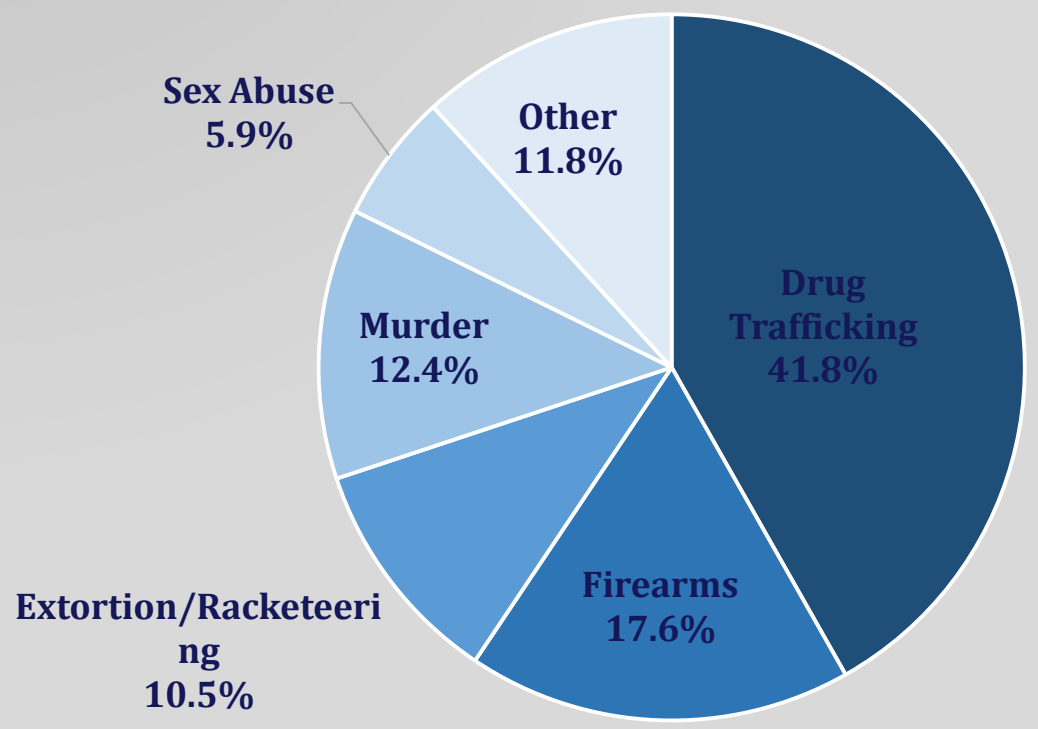
Life Imprisonment Sentences

- **153** offenders were sentenced to life imprisonment in FY13
- 98% Male
- Average age: 37 years
- 86.9% U.S. Citizens
- 50% were assigned to one of the highest three Criminal History Categories
- One-third received the aggravating role adjustment
- Almost 40% possessed a weapon in connection with the offense

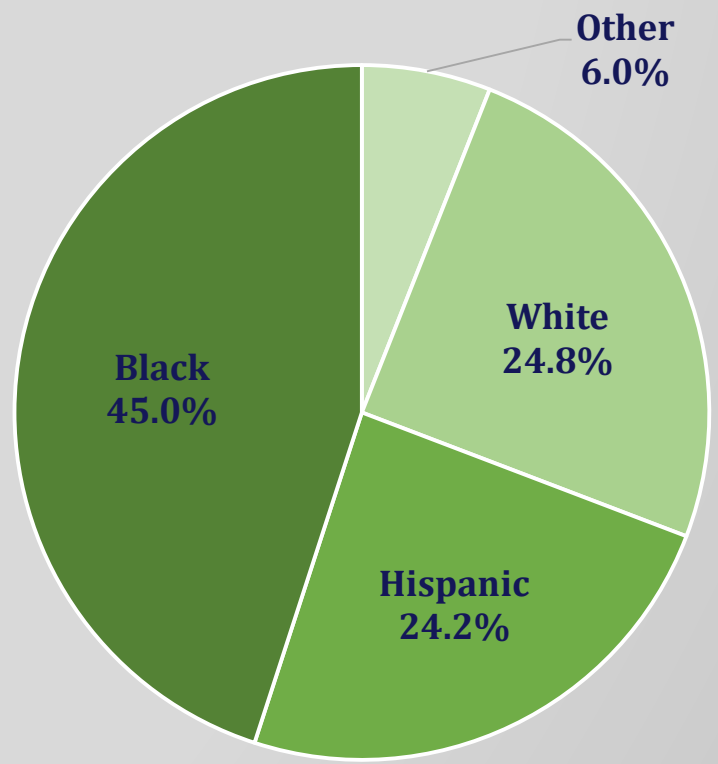


Life Imprisonment Sentences

Primary Offense Type



Race



Life Imprisonment Sentences

- 45.1% (69 of the 153 cases) were subject to a mandatory minimum penalty of life imprisonment
 - Of the remaining 84 cases, in 79.8% a life sentence was the only term of imprisonment provided under the guidelines
 - In the remaining 17 cases, the average minimum of the guideline range was 344 months (ranging from 180 months to 420 months)
- Trial rate (68.6%) in these cases was significantly higher than the 3.1% trial rate of all federal cases
 - 45.7% of the cases that went to trial had a mandatory minimum penalty of life imprisonment





De Facto Life Imprisonment Sentences



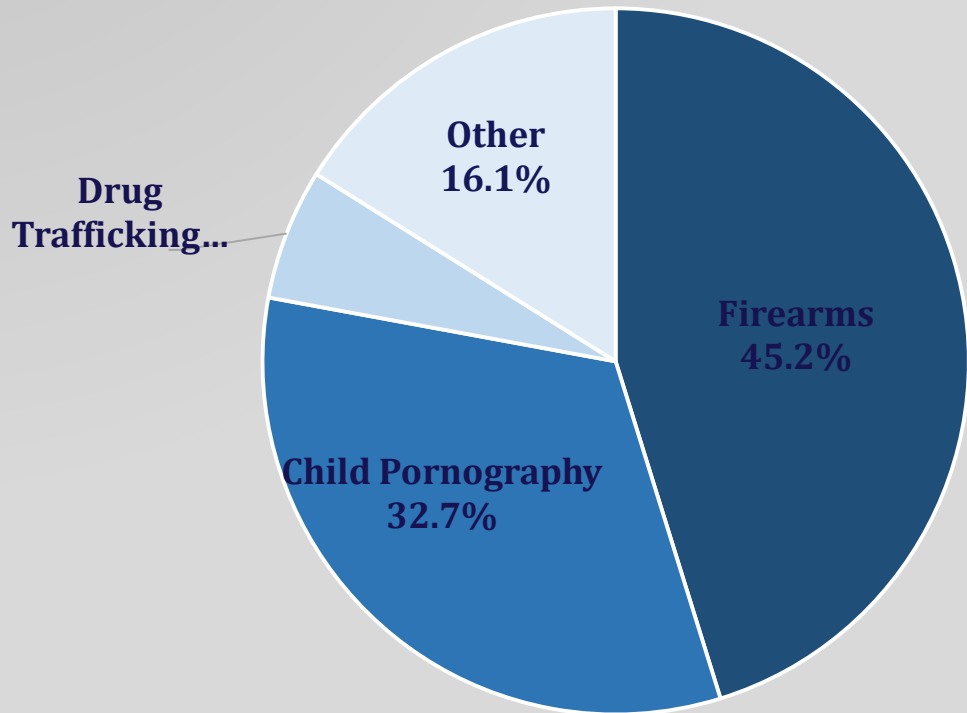
De Facto Life Imprisonment Sentences

- **168** offenders were sentenced to imprisonment for a term of months of 470 months or longer
- Average age: 37 years
- 89.3% U.S. Citizens
- 37.5% were assigned to one of the highest three Criminal History Categories
- About one-quarter received the aggravating role adjustment
- 50% possessed a weapon in connection with the offense

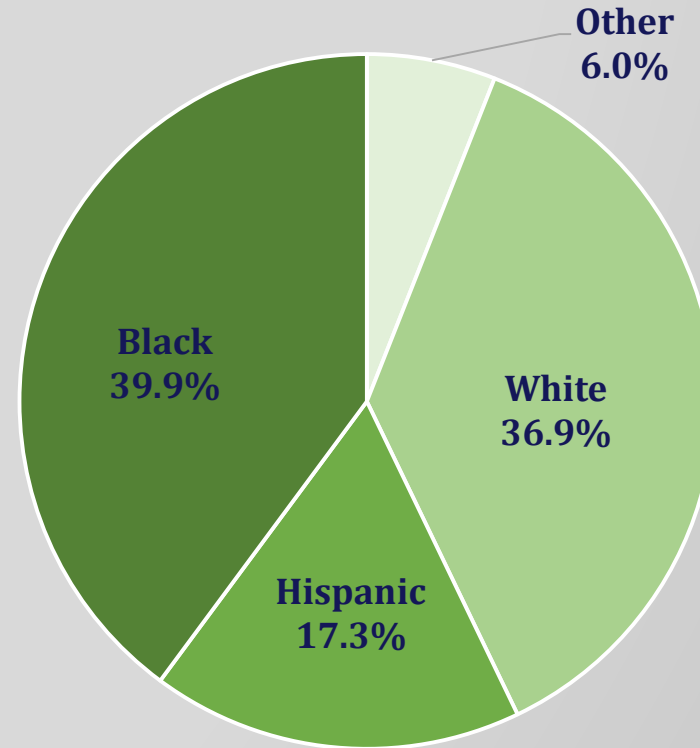


De Facto Life Imprisonment Sentences

Primary Offense Type



Race



De Facto Life Imprisonment Sentences

- Sentences ranged from 471 months to 3,120 months
- Average Sentence: 746 months

Type of Offense	Average Length of Sentence (in months)
Child Pornography	832
Sex Abuse	820
Firearms	760
Drug Trafficking	487

- Mandatory minimum penalty applied in 150 of 168 cases (89.3%)
 - In 91.3% of these 150 cases the sentence imposed was longer than the mandatory minimum penalty
- 79.2% (133 of the 168 cases) had a guideline range of at least 470 months
- High trial rate of 53%





Imprisonment Exceeding Life Expectancy



Imprisonment Exceeding Life Expectancy

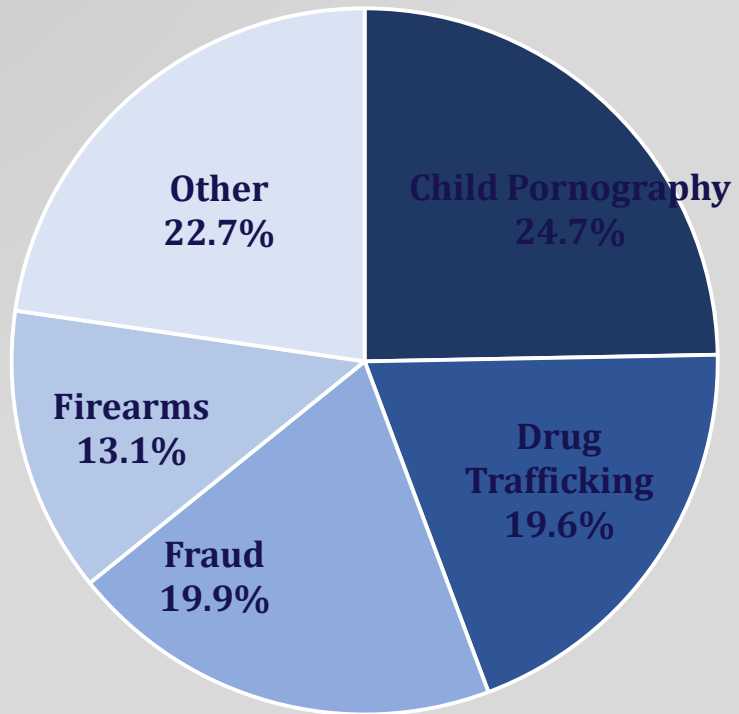
- Life expectancy was estimated using data on gender, race, ethnicity and age (SOURCE: National Vital Statistics System of the CDC)
- **291** offenders were sentenced to a term of imprisonment longer than their life expectancy
- Average Sentence: 193 months (wide range of 2 to 456 months)
- Average age: 66 years

Age	N	%
40 – 49	13	4.5
50 – 59	44	15.1
60 – 69	123	42.3
Over 70	111	38.1

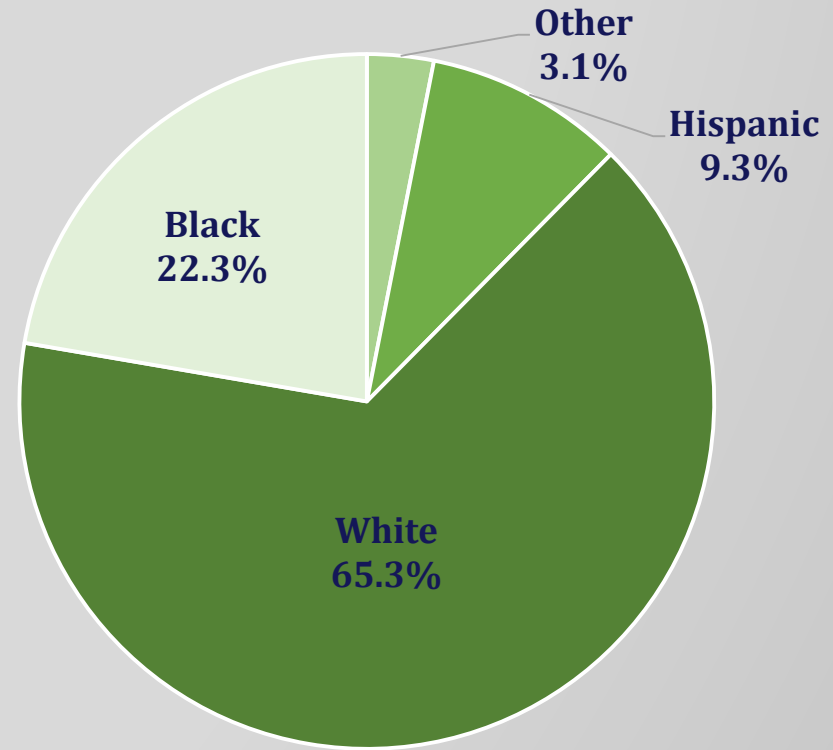


Imprisonment Exceeding Life Expectancy

Primary Offense Type



Race



Imprisonment Exceeding Life Expectancy

- Sentence of 10 years or longer was imposed in 71.5% of the cases (208 of the 291 cases)
 - Sentence of 20 years or longer in 40.2% percent (117 of 291)
- 50.9% convicted of an offense carrying a mandatory minimum penalty
 - Of these, 77.7% were subject to a mandatory minimum penalty of 10 years or longer
- In 31.3% (91 of the 291 cases) a statutory maximum of life imprisonment sentence was authorized, but in only seven of those 91 cases was the guideline range life imprisonment only



Conclusion

- Less than 0.4% of federal offenders receive a sentence that will incarcerate them for the remainder of their lives
 - Life imprisonment sentences are rarely imposed
 - In other cases the sentence imposed is likely to be a life sentence
- Mandatory minimum penalties have a substantial influence on the sentences imposed in these cases
- In cases where there is no mandatory minimum penalty the sentencing guidelines appear to influence the sentence imposed



