

Tips From The District Court

Honorable Kathleen Cardone

Honorable Ruben Castillo

Honorable Federico Moreno

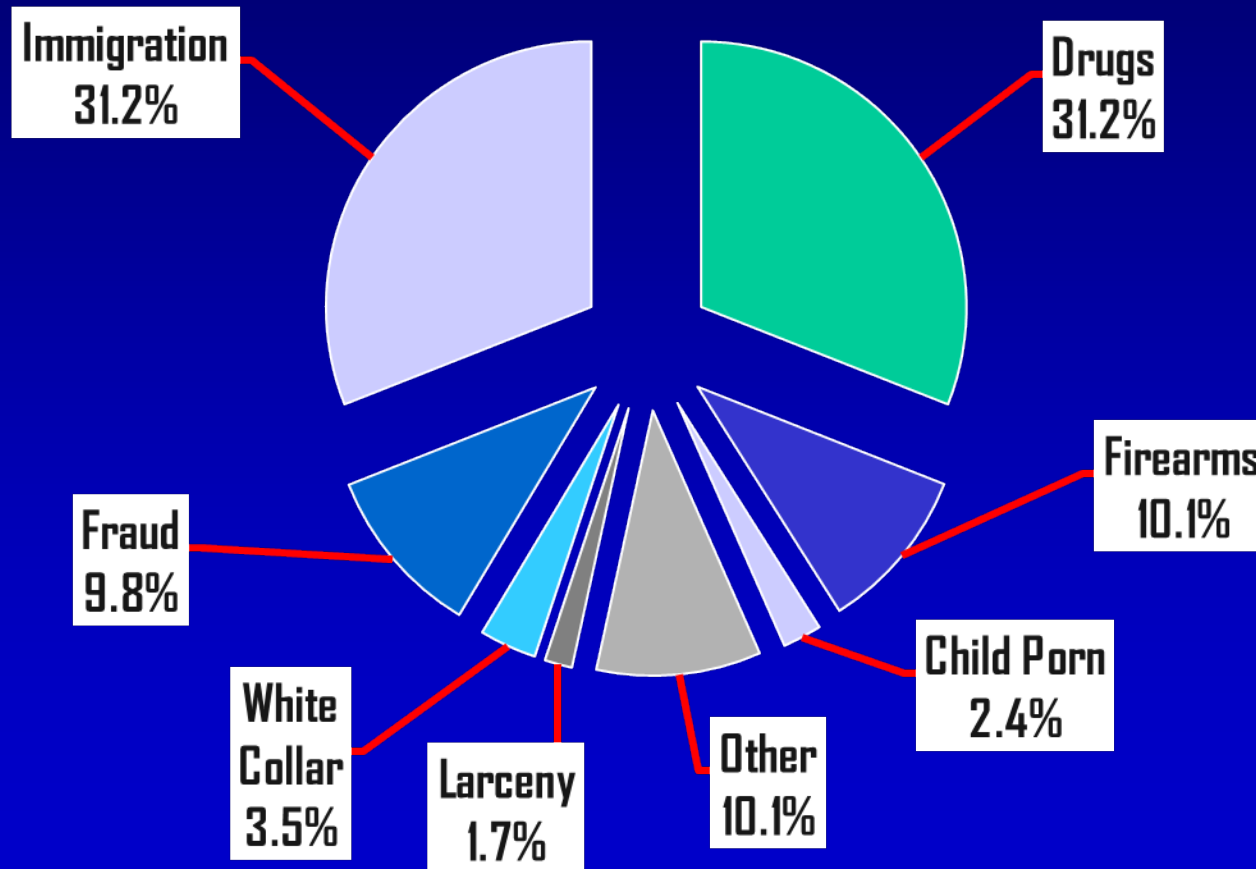
Moderator: Honorable Patti B.
Saris



Commission Sentencing Statistics

Primary Offense Types

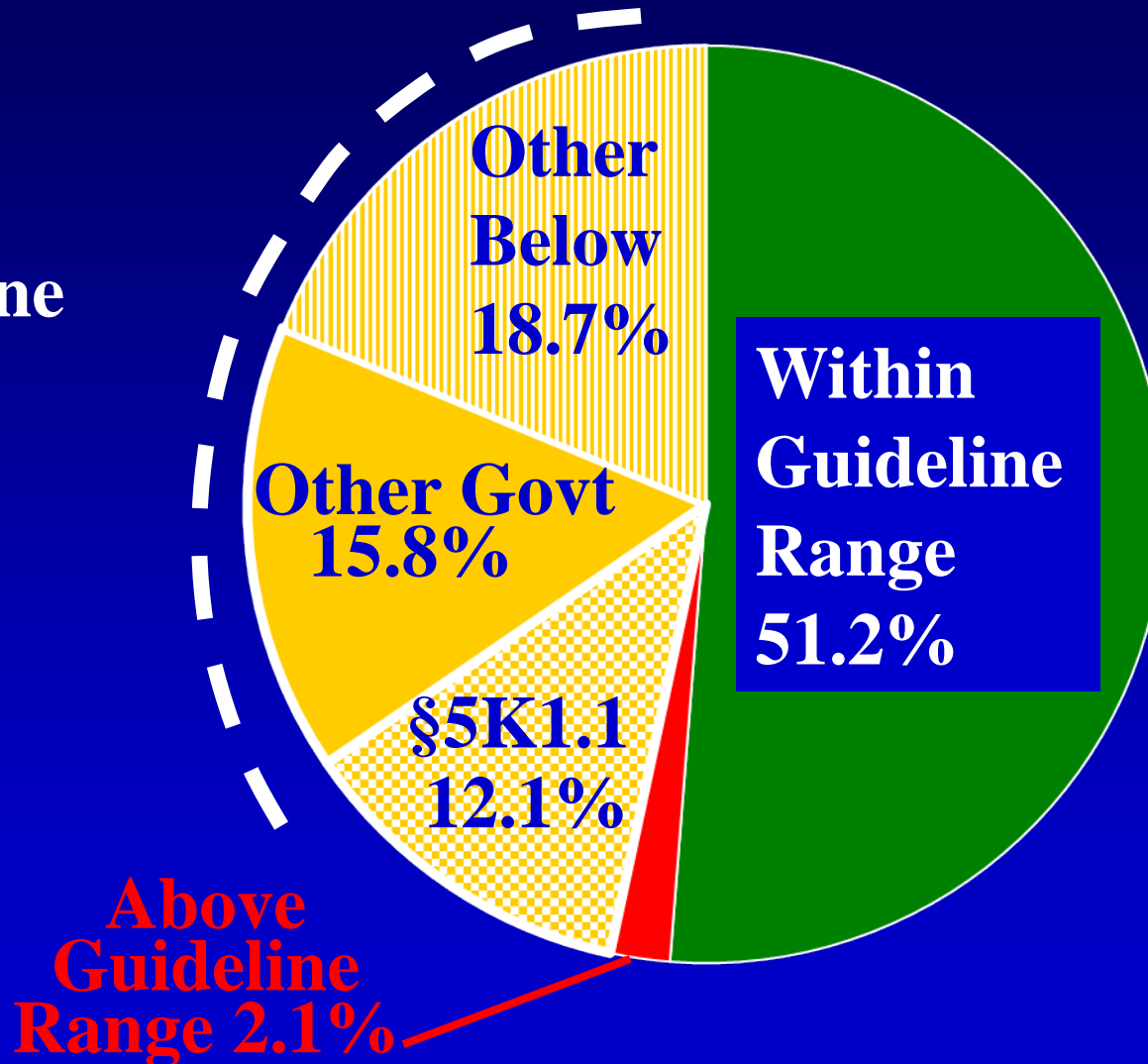
National - FY 2013



SOURCE: U.S. Sentencing Commission, 2013 Datafile USSCFY13: 80,035 cases

Position of Sentences in Relation to Guideline Range National - FY 2013

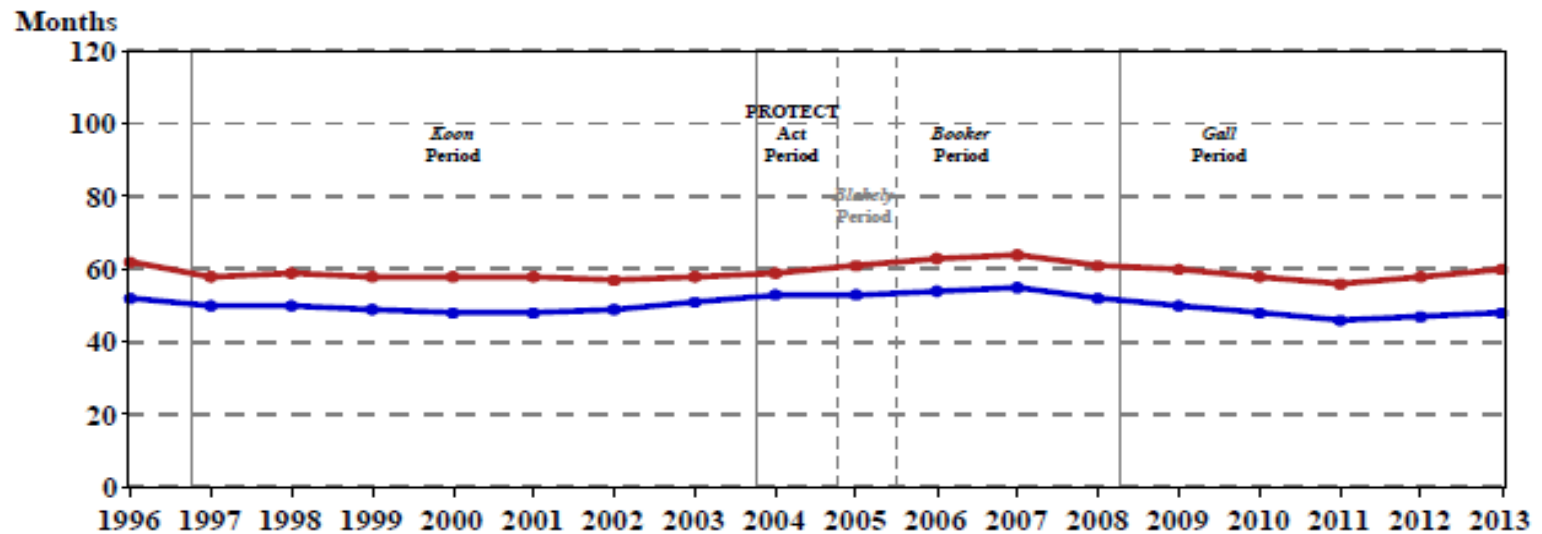
**Total
Below
Guideline
Range
46.6%**



Sentencing Trends

Average Guideline Minimum and Sentence Imposed All Offenses Fiscal Years 1996-2013

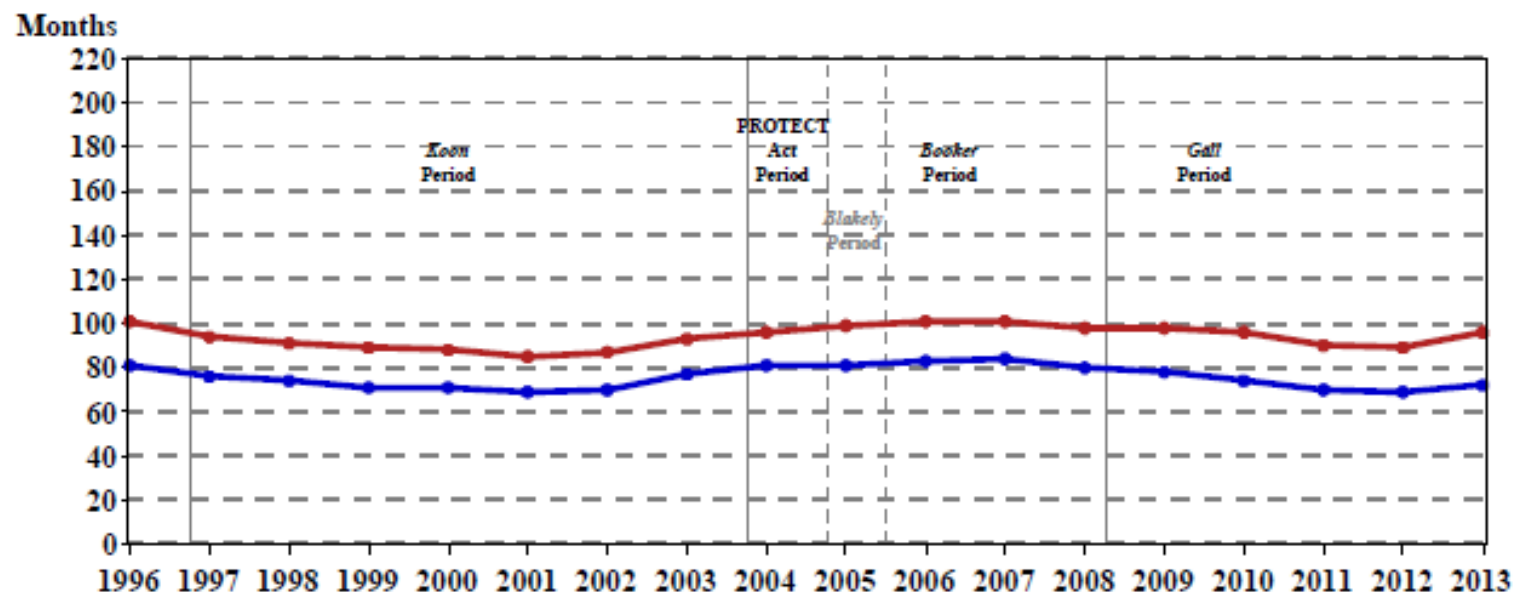
■ Average Guideline Minimum ■ Average Sentence Imposed



Only cases with complete guideline application information were included in this analysis. Cases with guideline minimums of 470 months or greater (including life) or probation were included in the guideline minimum average computation as 470 months and zero months, respectively. Guideline minimums account for applicable statutory mandatory penalties. Cases missing information on guideline minimum were excluded from the guideline minimum average computation. Cases with sentences of 470 months or greater (including life) or probation were included in the sentence average computation as 470 months and zero months, respectively. In addition, the information presented in this figure includes time of confinement as described in USSC §5C1.1. Cases missing information on sentence imposed were excluded from the sentence average computation.
SOURCE: U.S. Sentencing Commission, 2011 Booker Report Datafiles, 2012-2013 Datafiles, USSCFY12-USSCFY13.

Average Guideline Minimum and Sentence Imposed Drug Trafficking Offenses Fiscal Years 1996-2013

■ Average Guideline Minimum ■ Average Sentence Imposed

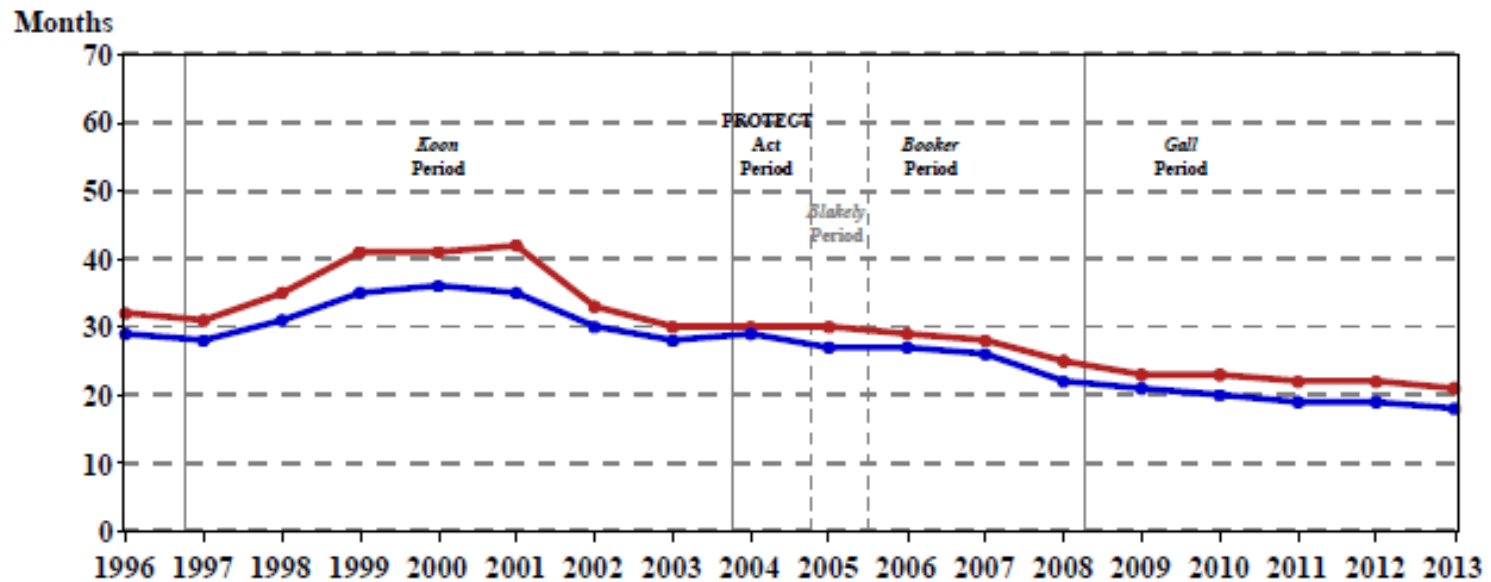


Only cases with complete guideline application information sentenced under USSG §§2D1.1 or 2D1.2 were included in this analysis. Cases with guideline minimums of 470 months or greater (including life) or probation were included in the guideline minimum average computation; as 470 months and zero months, respectively. Guideline minimums account for applicable statutory mandatory penalties. Cases missing information on guideline minimum were excluded from the guideline minimum average computation. Cases with sentences of 470 months or greater (including life) or probation were included in the sentence average computation; as 470 months and zero months, respectively. In addition, the information presented in this figure includes time of confinement as described in USSG §5C1.1. Cases missing information on sentence imposed were excluded from the sentence average computation.

SOURCE: U.S. Sentencing Commission, 2011 Booker Report Datafiles, 2012-2013 Datafiles, USSCFY12-USSCFY13.

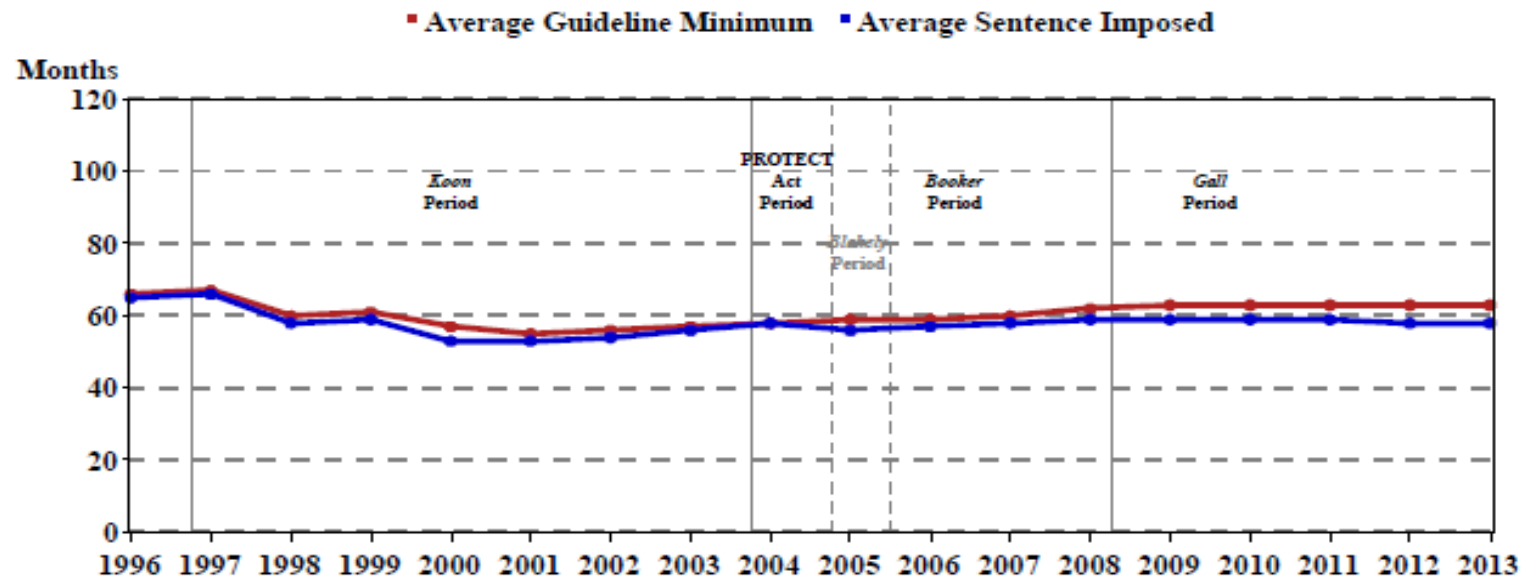
Average Guideline Minimum and Sentence Imposed Illegal Entry Offenses Fiscal Years 1996-2013

■ Average Guideline Minimum ■ Average Sentence Imposed



Only cases with complete guideline application information sentenced under USSG §2L1.2 were included in this analysis. Cases with guideline minimums of 470 months or greater (including life) or probation were included in the guideline minimum average computations as 470 months and zero months, respectively. Guideline minimums account for applicable statutory mandatory penalties. Cases missing information on guideline minimum were excluded from the guideline minimum average computation. Cases with sentences of 470 months or greater (including life) or probation were included in the sentence average computations as 470 months and zero months, respectively. In addition, the information presented in this figure includes time of confinement as described in USSG §5C1.1. Cases missing information on sentence imposed were excluded from the sentence average computation.
SOURCE: U.S. Sentencing Commission, 2011 Booker Report Datafiles, 2012-2013 Datafiles, USSCFY12-USSCFY13.

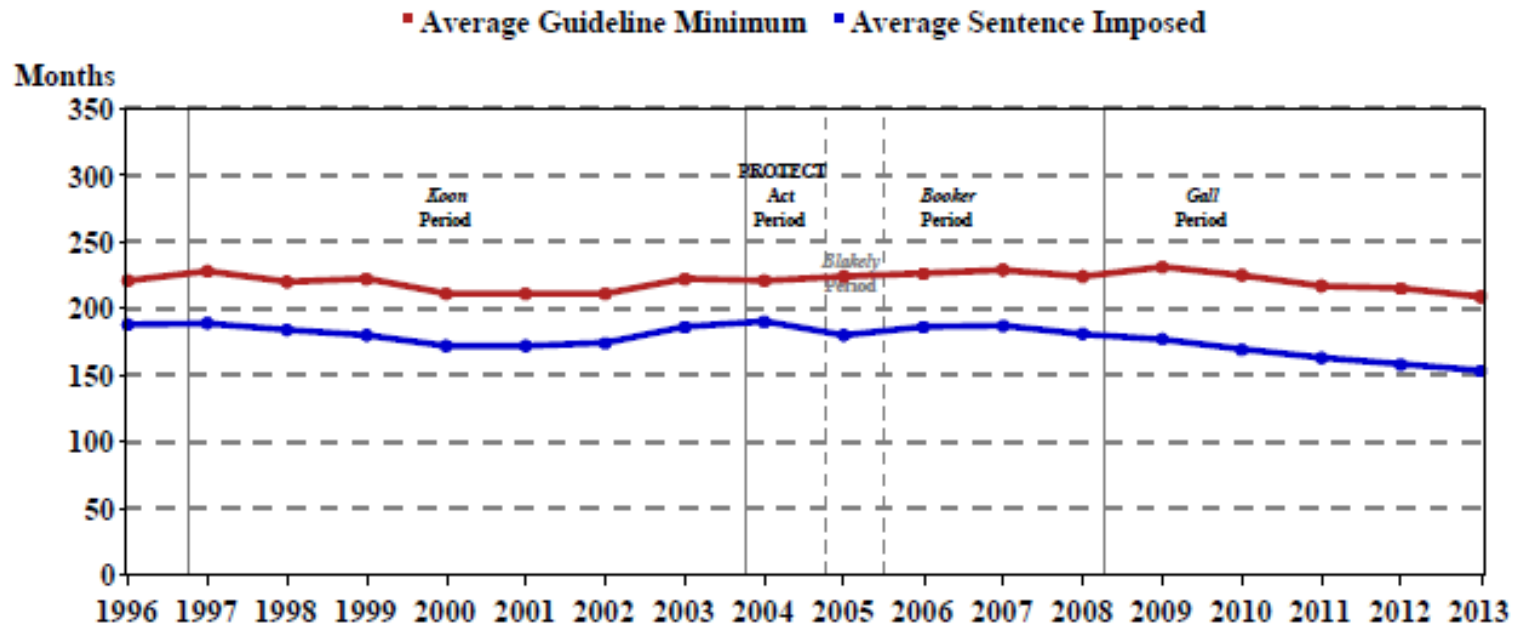
Average Guideline Minimum and Sentence Imposed Firearms Offenses Fiscal Years 1996-2013



Only cases with complete guideline application information sentenced under USSG §2K2.1 were included in this analysis. Cases with guideline minimums of 470 months or greater (including life) or probation were included in the guideline minimum average computation; as 470 months and zero months, respectively. Guideline minimums account for applicable statutory mandatory penalties. Cases missing information on guideline minimum were excluded from the guideline minimum average computation. Cases with sentences of 470 months or greater (including life) or probation were included in the sentence average computation; as 470 months and zero months, respectively. In addition, the information presented in this figure includes time of confinement as described in USSG §5C1.1. Cases missing information on sentence imposed were excluded from the sentence average computation.

SOURCE: U.S. Sentencing Commission, 2011 Booker Report Datafile, 2012-2013 Datafile, USSCFY12-USSCFY13.

Average Guideline Minimum and Sentence Imposed Career Offenders Fiscal Years 1996-2013



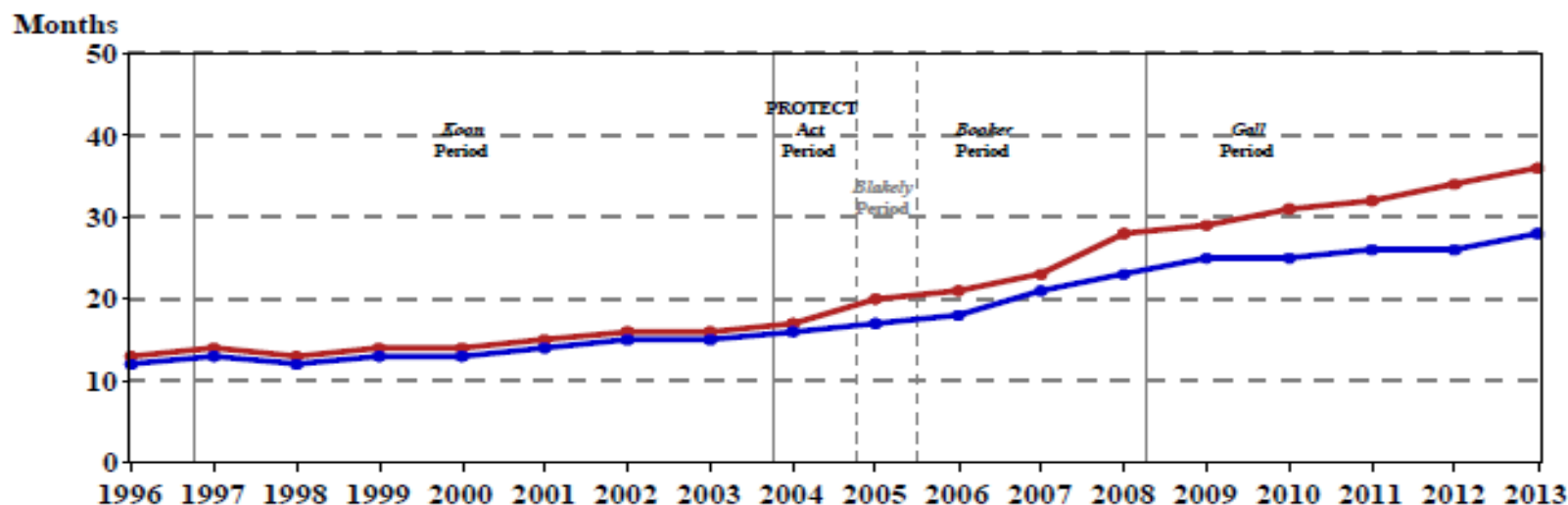
Only cases with complete guideline application information sentenced under USSG §4B1.1 where the provisions of that guideline impacted either the Final Offense Level or Criminal History Category were included in this analysis.

Cases with guideline minimums of 470 months or greater (including life) or probation were included in the guideline minimum average computation; as 470 months and zero months, respectively. Guideline minimums account for applicable statutory mandatory penalties. Cases missing information on guideline minimum were excluded from the guideline minimum average computation. Cases with sentences of 470 months or greater (including life) or probation were included in the sentence average computation; as 470 months and zero months, respectively. In addition, the information presented in this figure includes time of confinement as described in USSG §5C1.1. Cases missing information on sentence imposed were excluded from the sentence average computation.

SOURCE: U.S. Sentencing Commission, 2011 Booker Report Datafiles, 2012-2013 Datafiles, USSCFY12-USSCFY13.

Average Guideline Minimum and Sentence Imposed Fraud Offenses Fiscal Years 1996-2013

■ Average Guideline Minimum ■ Average Sentence Imposed



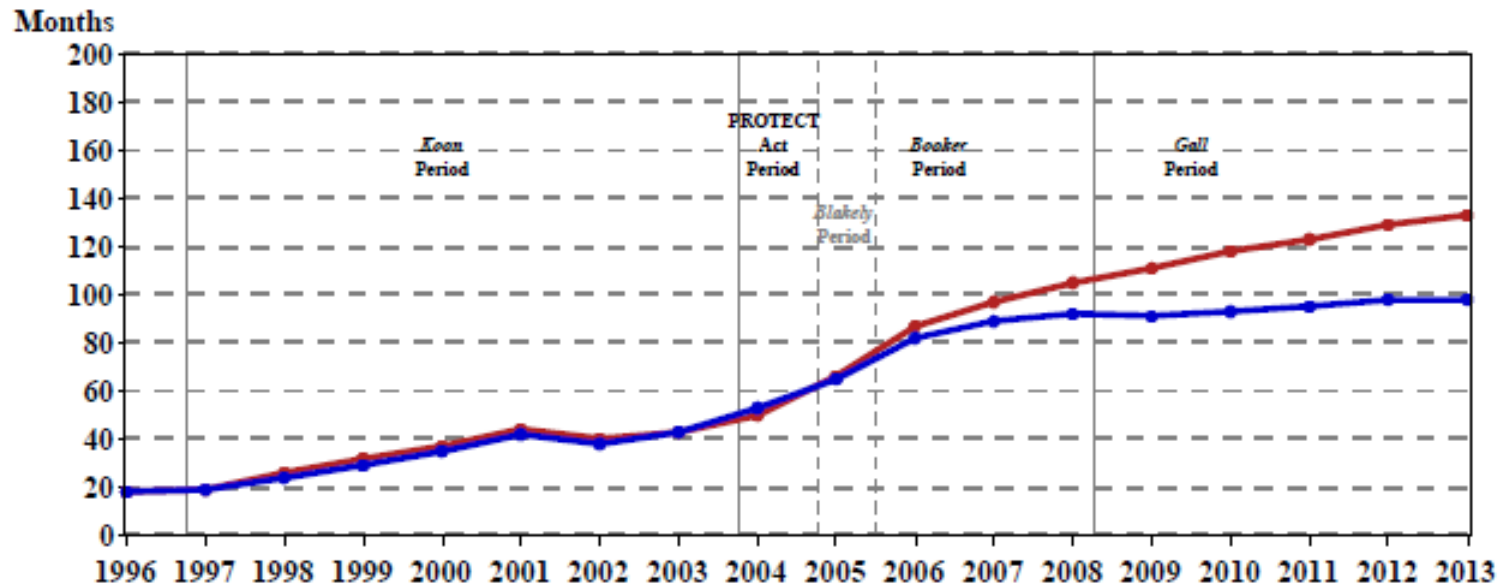
Only cases with complete guideline application information sentenced under USSG §2B1.1 under a Guidelines Manual effective November 1, 2001 or later with a primary offense type of fraud or §2F1.1 were included in this analysis.

Cases with guideline minimums of 470 months or greater (including life) or probation were included in the guideline minimum average computations as 470 months and zero months, respectively. Guideline minimums account for applicable statutory mandatory penalties. Cases missing information on guideline minimum were excluded from the guideline minimum average computation. Cases with sentences of 470 months or greater (including life) or probation were included in the sentence average computations as 470 months and zero months, respectively. In addition, the information presented in this figure includes time of confinement as described in USSG §5C1.1. Cases missing information on sentence imposed were excluded from the sentence average computation.

SOURCE: U.S. Sentencing Commission, 2011 Booker Report Datafiles, 2012-2013 Datafiles, USSCFY12-USSCFY13.

Average Guideline Minimum and Sentence Imposed Child Pornography Non-Production Offenses Fiscal Years 1996-2013

■ Average Guideline Minimum ■ Average Sentence Imposed



Only cases with complete guideline application information sentenced under USSG §§2G2.2 or 2G2.4 were included in this analysis. Cases with guideline minimums of 470 months or greater (including life) or probation were included in the guideline minimum average computations as 470 months and zero months, respectively. Guideline minimums account for applicable statutory mandatory penalties. Cases missing information on guideline minimum were excluded from the guideline minimum average computation. Cases with sentences of 470 months or greater (including life) or probation were included in the sentence average computations as 470 months and zero months, respectively. In addition, the information presented in this figure includes time of confinement as described in USSG §5C1.1. Cases missing information on sentence imposed were excluded from the sentence average computation.

SOURCE: U.S. Sentencing Commission, 2011 Booker Report Datafiles, 2011-2013 Datafiles, USSCFY12-USSCFY13.

END