

United States Sentencing Commission: *A Year in Review*



Source:

Audience Response System



Source:

Is this the first National Training Program you have attended?

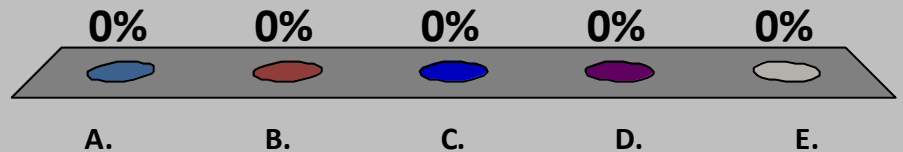
A. Yes

B. No



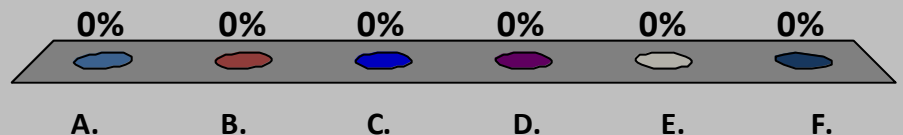
What is your age?

- A. 30 or under
- B. 31-40
- C. 41-50
- D. 51-60
- E. Over 60



What is your occupation?

- A. Judge
- B. Probation Officer
- C. Prosecutor
- D. Defense Counsel
- E. Staff Attorney/Law Clerk
- F. Other



NEW Interactive Sourcebook



Source:



UNITED STATES SENTENCING COMMISSION

Log Out

Interactive Sourcebook

[Home](#) [Features](#) [F.A.Q.](#) [Contents](#)

Introduction

Table of Contents

Tables and Figures

Topic

*Table/Figure Number**

- Circuit and District Statistics
- Primary Offense and Offender Characteristics
- Sentencing Information
- Guideline Application
- Departures and Sentences Within the Guideline Range
- Drug Cases
- Immigration Cases
- New

*Where the table/figure number is displayed, the interactive table matches the corresponding table in the printed USSC Sourcebook. Where there is no table/figure number, the table or figure is only available on the interactive website.

**The table is similar to the corresponding one in the printed USSC Sourcebook, but it has some methodological differences that affect some of the numbers.

Appendices

Home Features F.A.Q. Contents

Circuits: none selected Fiscal Year



PRIMARY OFFENSE

TOTAL

- Murder
- Manslaughter
- Kidnapping/Hostage Taking
- Sexual Abuse
- Assault
- Robbery
- Arson
- Drugs - Trafficking
- Drugs - Communication Facility
- Drugs - Simple Possession
- Firearms
- Burglary/B&E
- Auto Theft
- Larceny
- Fraud
- Embezzlement
- Forgery/Counterfeiting
- Bribery
- Tax
- Money Laundering
- Racketeering/Extortion
- Gambling/Lottery
- Civil Rights
- Immigration
- Child Pornography
- Prison Offenses
- Administration of Justice Offenses
- Environmental/Wildlife
- National Defense
- Antitrust
- Food & Drug

[Apply](#) [Cancel](#) X

Selection Criteria

Fiscal Year: Circuit: District: Guideline High:

2011

2010

2009

2008

2007

2006

Prior Fiscal Year:

2011

2010

2009

2008

2007

2006

D.C. Circuit

1st Circuit

2nd Circuit

3rd Circuit

4th Circuit

5th Circuit

6th Circuit

7th Circuit

8th Circuit

9th Circuit

10th Circuit

11th Circuit

Alabama Mid

Alabama North

Alabama South

Alaska

Arizona

Arkansas East

Arkansas West

California Central

California East

California North

California South

Colorado

Connecticut

Delaware

Dist of Columbia

Florida Mid

Florida North

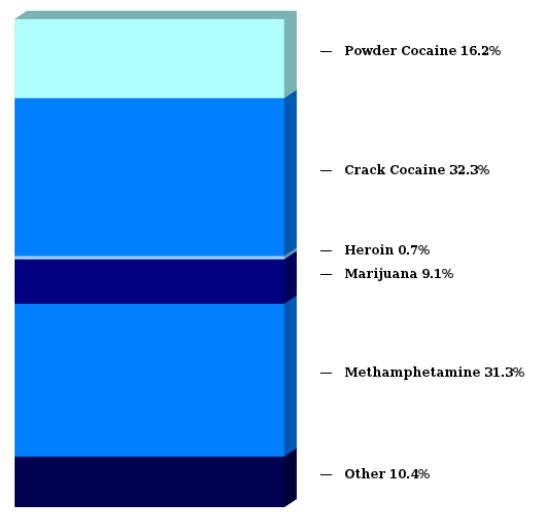
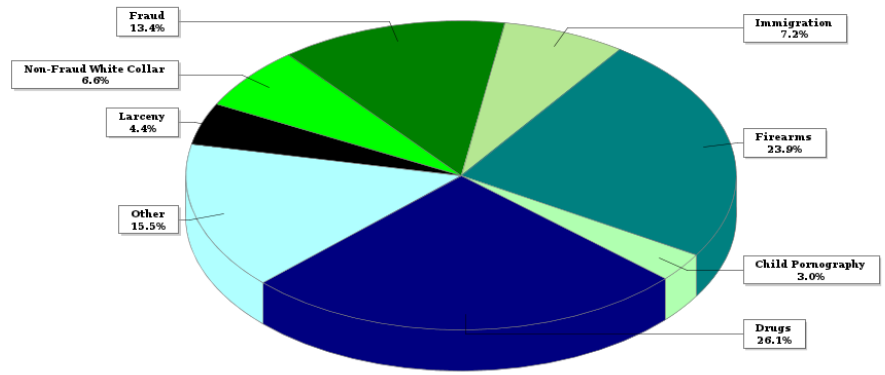
Florida South

Georgia Mid

	668	1.0	677	1.0	56
Racketeering/Extortion	675	0.8	731	0.8	56
Gambling/Lottery	76	0.1	80	0.1	4
Civil Rights	61	0.1	59	0.1	-2
Immigration	28,504	34.0	29,717	34.5	1,213
Child Pornography	1,886	2.2	1,855	2.2	-31
Prison Offenses	424	0.5	419	0.5	-5
Administration of Justice Offenses	1,157	1.4	1,188	1.4	31
Environmental/Wildlife	188	0.2	201	0.2	13
National Defense	70	0.1	88	0.1	18
Antitrust	16	0.0	10	0.0	-6
Food & Drug	84	0.1	55	0.1	-29

FIGURE A
OFFENDERS IN EACH PRIMARY OFFENSE CATEGORY¹

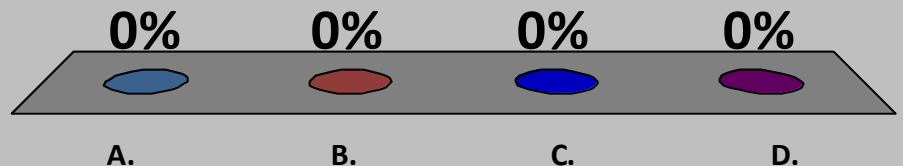
Districts: Alabama Mid, Alabama North, Alabama South Fiscal Years: 2011



Source:

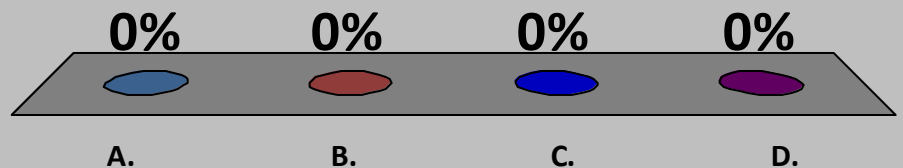
In FY 2011, which offense type had the highest average sentence?

- A. Drugs
- B. Kidnapping/Hostage Taking
- ✓ C. Murder
- D. Sexual Abuse



In FY 2011, what age range had the greatest number of defendants sentenced for immigration offenses?

- A. Less than 21 years
- ✓ B. 21-44
- C. 45-64
- D. Greater than 64 years



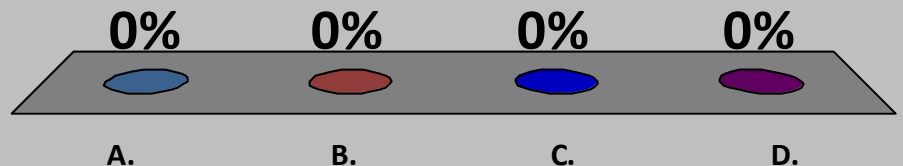
In FY 2011, defendants received relief from the mandatory minimum based on the safety valve most frequently for which type of drug case?

A. Powder Cocaine

B. Crack

✓ C. Marijuana

D. Heroin



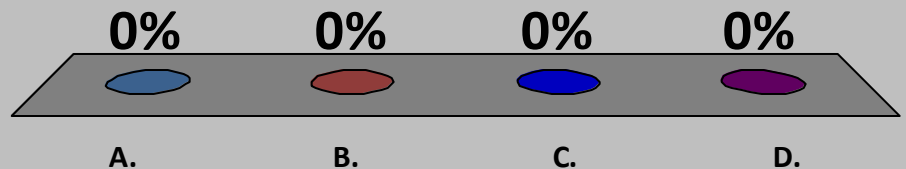
What percentage of federal offenders sentenced in FY 2010 were convicted of a statute carrying a mandatory minimum penalty?

A. 13.9

B. 40.1

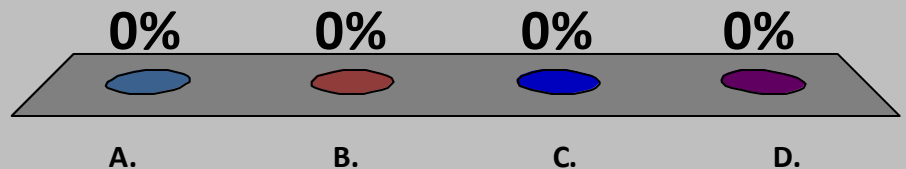
✓ C. 27.2

D. 75.7



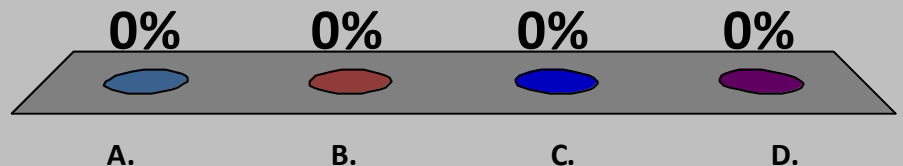
What percentage of offenders subject to a mandatory minimum penalty in FY 2010 were relieved from that mandatory minimum penalty either through the safety valve and/or substantial assistance?

- A. 46.7
- B. 25.2
- C. 70.2
- D. 10.0



What drug type had the greatest percentage of cases convicted under a statute carrying a mandatory minimum penalty in FY 2010?

- A. Powder Cocaine
- B. Crack
- ✓ C. Methamphetamine
- D. Heroin

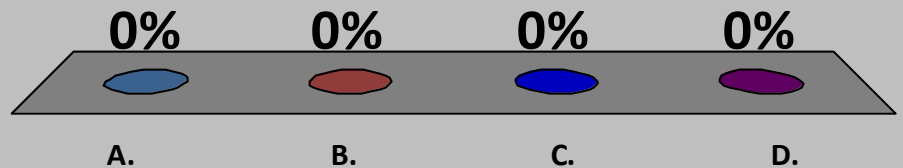


Mandatory Minimum Report



In FY 2011, there were 5,844 sentencing appeals by the defendant. How many sentencing appeals were there by the government?

- ✓ A. 53
- B. 124
- C. 235
- D. 546



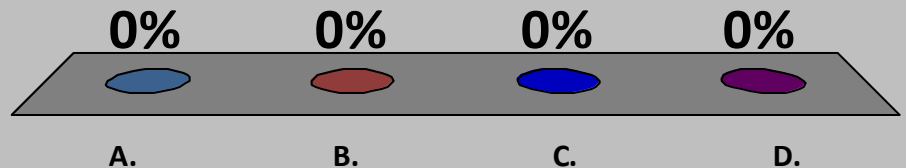
What percentage of offenders sentenced in FY 2011 were non U.S. citizens?

A. 18%

✓ B. 48%

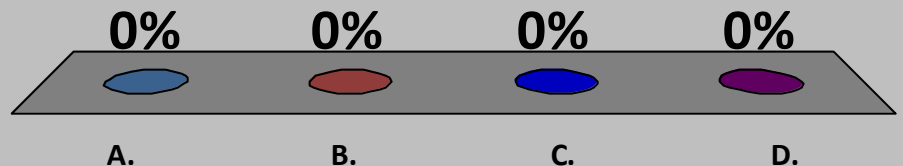
C. 75%

D. 33%



Which criminal history score had the highest number of offenders in FY 2011?

- ✓ A. 0 points
- B. 1 point
- C. 3 points
- D. 5 points

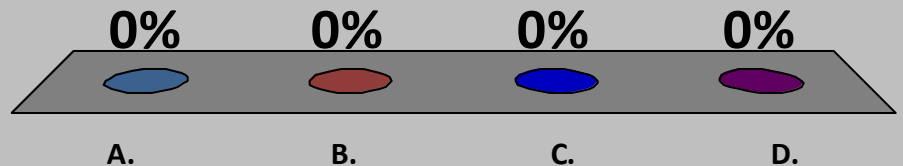


Booker Report



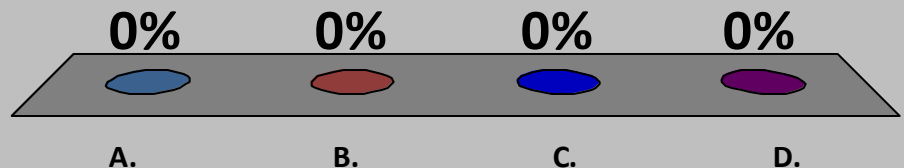
In FY 2011, what was the average sentence length in non-production child porn cases?

- A. 39 months
- B. 106 months
- ✓ C. 95 months
- D. 74 months



What is the average age of defendants at the time of sentencing in non-production child porn cases?

- A. 22 years old
- ✓ B. 42 years old
- C. 30 years old
- D. 54 years old



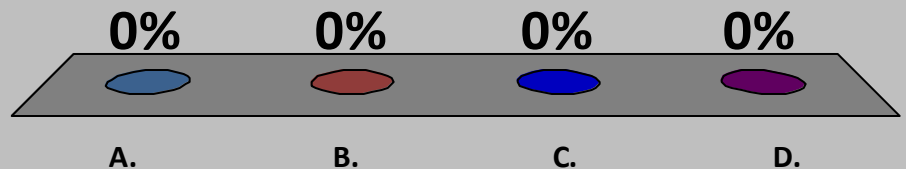
In FY 2011 ,what percentage of non-production cases had within-range sentences?

A. 75.6

B. 54.4

C. 20.6

 D. 32.8



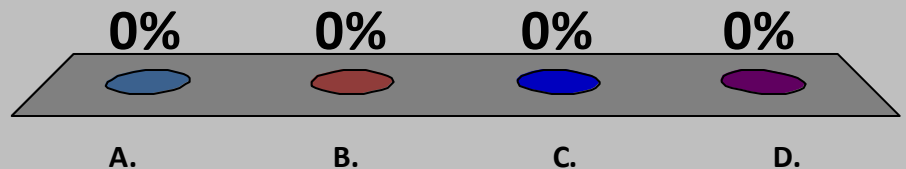
In FY 2011, what percentage of offenders received the enhancement for sado-masochistic images?

A. 55.1

B. 25.5

✓ C. 80.1

D. 92.6

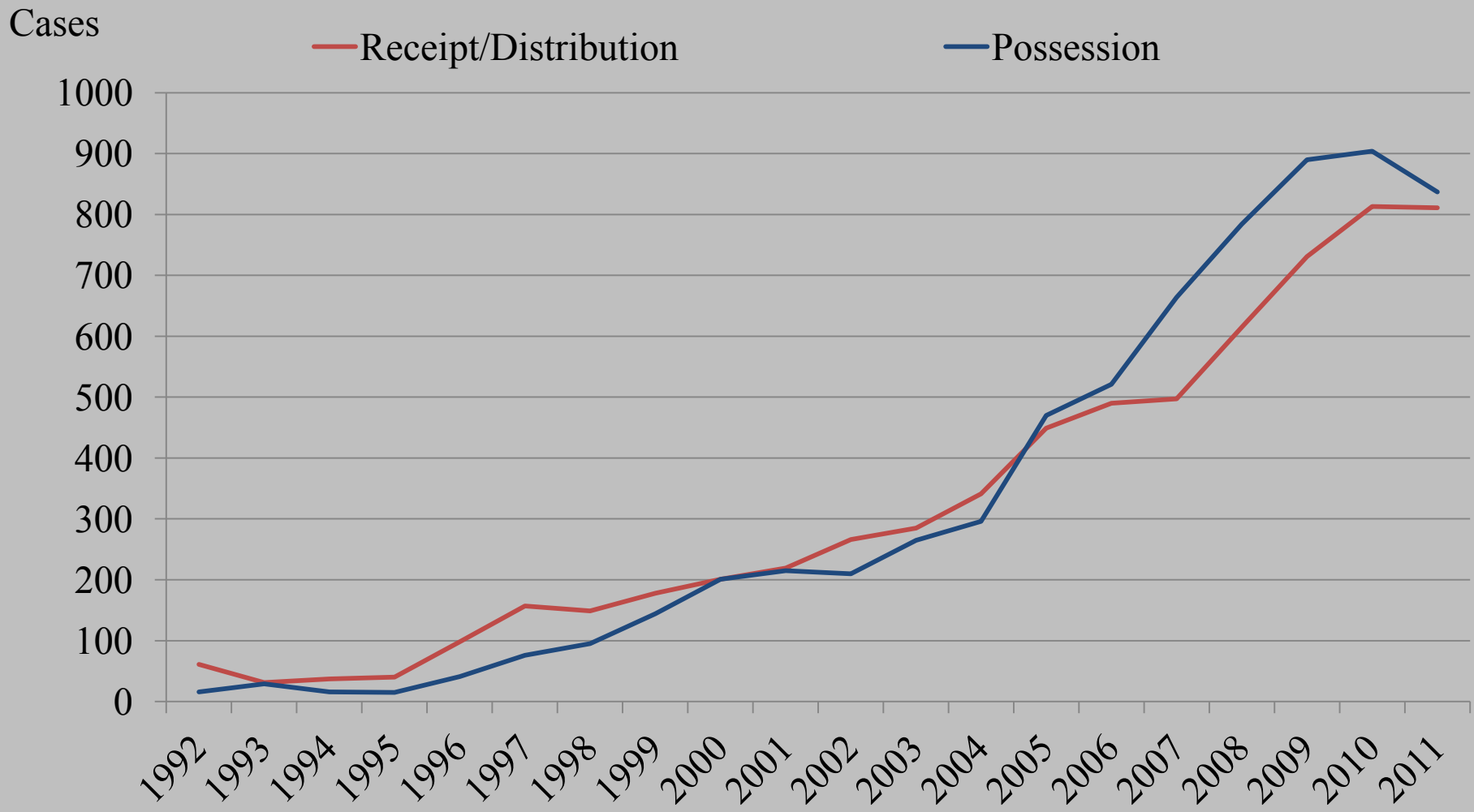




Child Pornography Report Overview
Annual National Seminar,
June 13-15, 2012

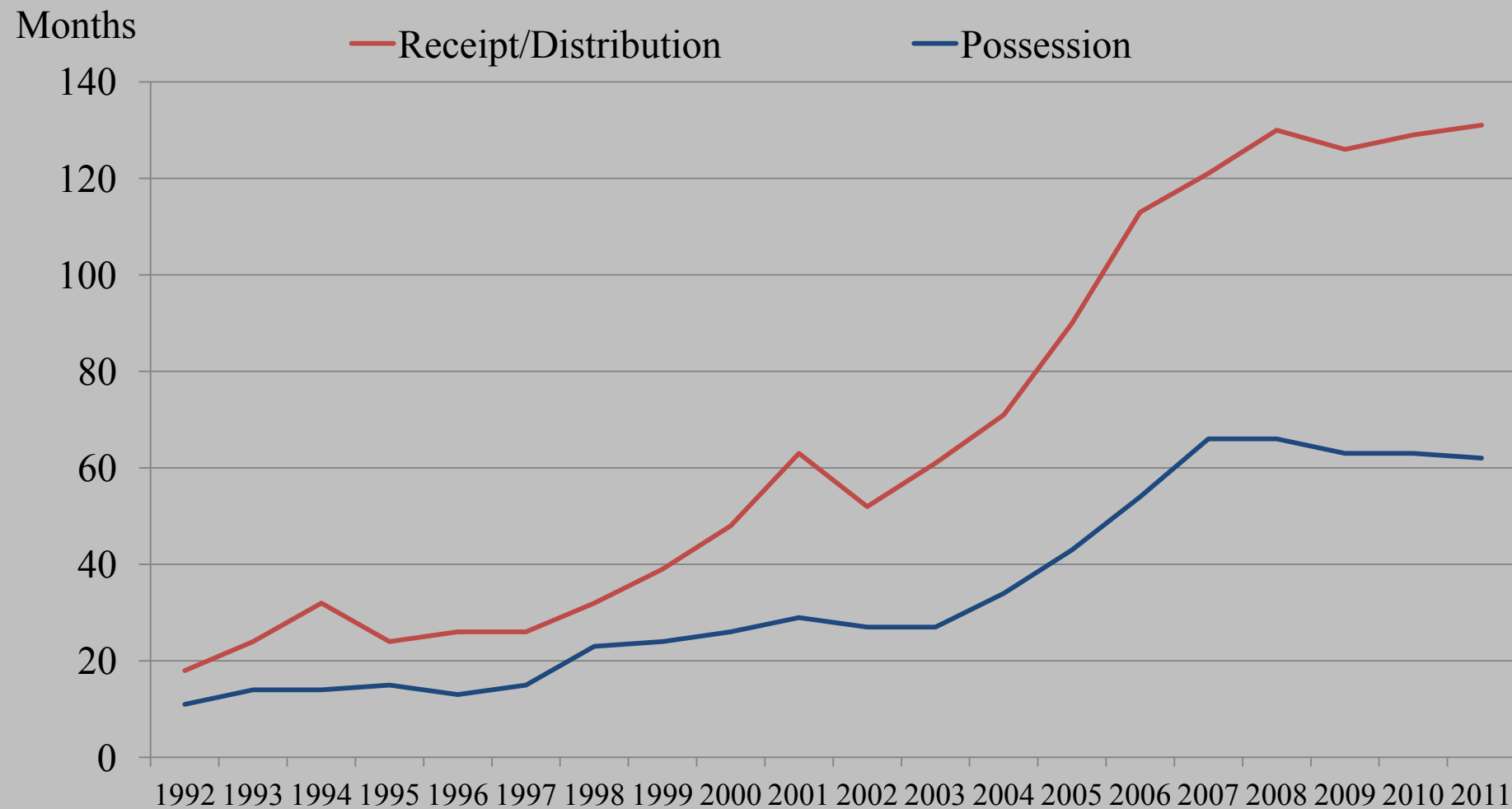
Commissioner Beryl A. Howell
U.S. District Judge, D. D.C.

Annual Number of FY92-11 Non-Production Child Pornography Cases by Offense of Conviction



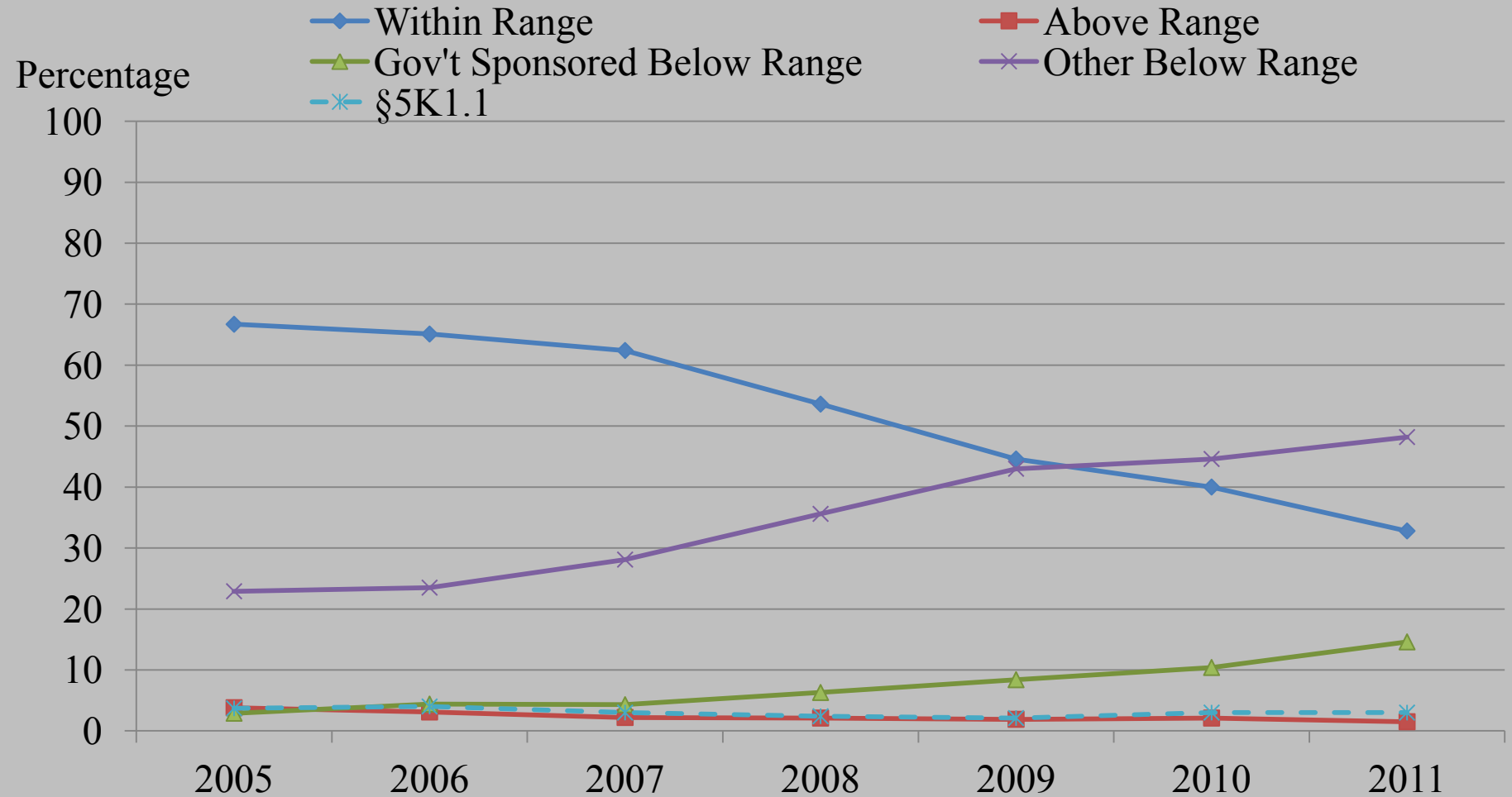
SOURCE: U.S. Sentencing Commission, 1992-2010 Datafile, USSCFY92-10.

Length of Imprisonment Over Time for FY92-11 Non-Production Offenders by Offense of Conviction



Note: Average sentence length is shown as average total prison sentence excluding probation and months of alternative confinement.
SOURCE: U.S. Sentencing Commission, 1992-2010 Datafile, USSCFY92-10.

FY05-11 Sentences Relative to the Guideline Range: Non-Production Offenses

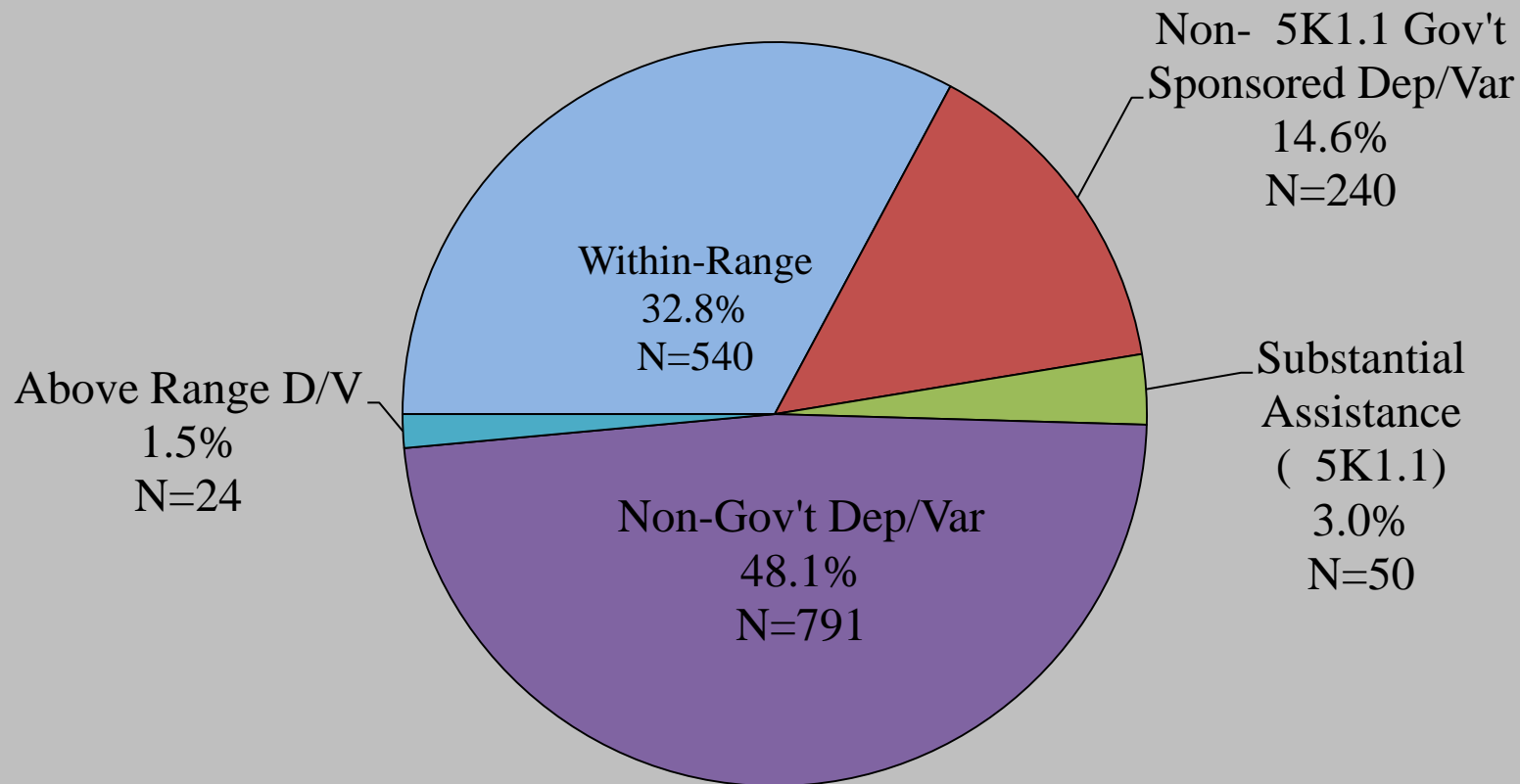


SOURCE: U.S. Sentencing Commission, 1992-2010 Datafile, USSCFY92-10 and FY10 Child Pornography Plea Agreement Special Coding Project.

Departures and Variances

FY2011 Non-Production Cases

(N=1,645)



Note: Percentages may not sum to exactly 100.0% due to rounding.

SOURCE: U.S. Sentencing Commission, 2010 Sourcebook of Federal Sentencing Statistics.

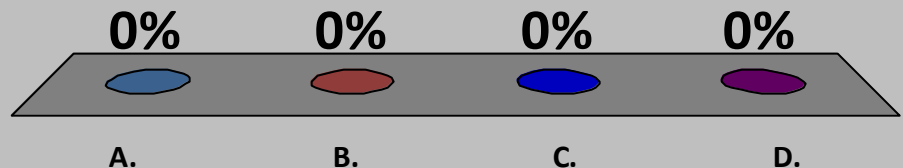
**What percentage of fraud cases (§2B1.1)
receive an enhancement
for the amount of loss in the offense?**

A. 55%

✓ B. 83%

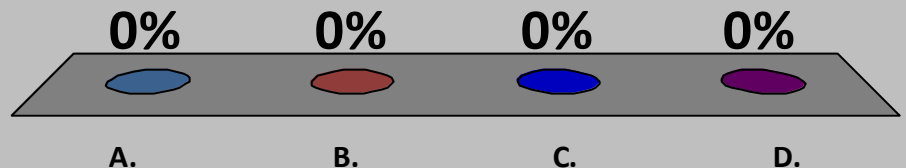
C. 25%

D. 48%



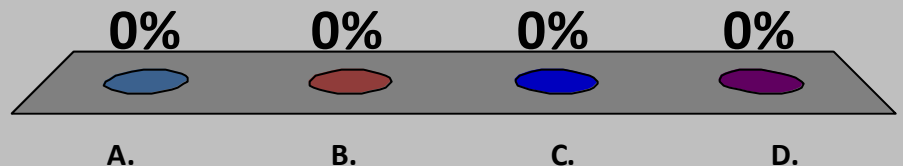
Which type of fraud has the greatest average loss amount?

- A. Mortgage fraud
- ✓ B. Securities fraud
- C. Financial Institution fraud
- D. Insider Trading



**There has been an increase in the number of prosecutions involving a drug called BZP.
What type of drug is BZP?**

- A. Depressant
- B. Hallucinogen
- ✓ C. Stimulant
- D. Opiate



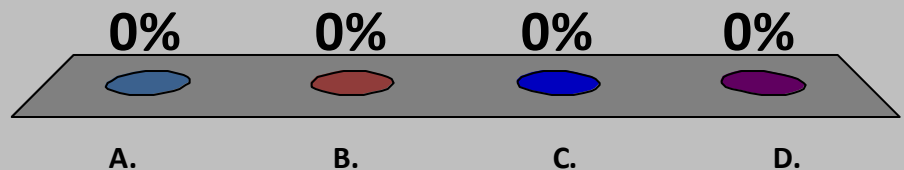
What percentage of defendants sentenced under the listed chemicals guideline (§2D1.11) are estimated to be eligible for a two-level reduction under the new safety valve provision?

A. 5.3%

✓ B. 16.2%

C. 42.5%

D. 75.4%



Amendment Highlights





www.ussc.gov