



QuickFacts

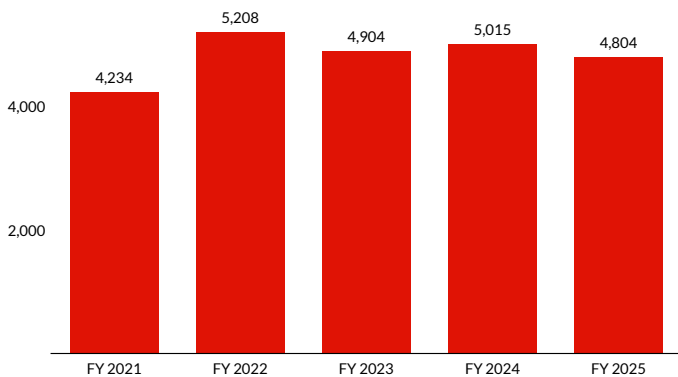
Theft, Property Destruction, and Fraud

Population Snapshot

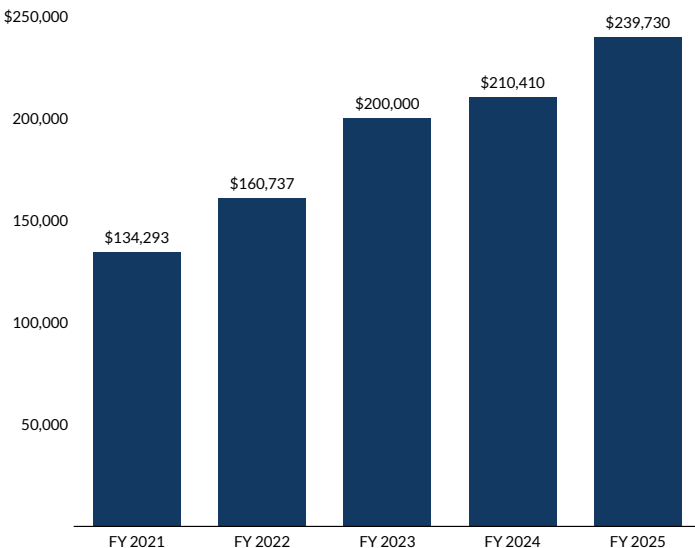
66,662 cases were reported in FY25;
4,804 involved Theft, Property Destruction,
and Fraud.¹

These cases have increased
13% since FY21.

Number of Theft, Property Destruction, and Fraud Offenses



Median Loss Amounts for Theft, Property Destruction, and Fraud Offenses²



Individual and Offense Characteristics

70% of individuals sentenced for theft, property destruction, and fraud offenses were men.

39% were Black, 36% were White, 19% were Hispanic, and 7% were Other races.

Their average age was 42 years.

87% were United States citizens.

74% had little or no prior criminal history (Criminal History Category I);

52% received the adjustment at USSG §4C1.1 for zero criminal history points.

The median loss for these offenses was \$239,730;³

- 7% involved loss amounts of \$6,500 or less;
- 20% involved loss amounts greater than \$1.5 million.

Sentences were increased for:

- the number of victims or extent of harm to victims (33%);⁴
- using sophisticated means to execute or conceal the offense (20%);
- using an unauthorized means of identification (15%);
- a leadership or supervisory role in the offense (11%);
- abusing a public position of trust or using a special skill (16%);
- obstructing or impeding the administration of justice (4%).

Sentences were decreased for:

- minor or minimal participation in the offense (4%).

The top five districts for individuals sentenced for theft, property destruction, and fraud offenses were:

- Southern District of Florida (206);
- Middle District of Florida (176);
- Southern District of New York (165);
- Central District of California (161);
- Eastern District of New York (155).

Punishment

The average sentence length for individuals sentenced for theft, property destruction, and fraud offenses was 23 months.

75% were sentenced to prison.

9% were convicted of an offense carrying a mandatory minimum penalty; 19% of those individuals were relieved of that penalty.



QuickFacts

Theft, Property Destruction, and Fraud

Sentences Relative to the Guideline Range

58% of sentences for theft, property destruction, and fraud offenses were under the *Guidelines Manual*.

- 41% were within the guideline range.
- 14% were substantial assistance departures.
 - *The average sentence reduction was 69%.*
- Less than 1% were Early Disposition Program (EDP) Departures.⁵
 - *The average sentence reduction was 77%.*
- 2% were some other downward departure.
 - *The average sentence reduction was 60%.*
- Less than 1% were upward departures.
 - *The average sentence increase was 108%.*

42% of sentences for theft, property destruction, and fraud offenses were variances.

- 40% were downward variances.
 - *The average sentence reduction was 56%.*
- 2% were upward variances.
 - *The average sentence increase was 83%.*

The average guideline minimum and the average sentence imposed remained steady over the past five years.

- The average guideline minimum was 30 months in fiscal year 2021 and 33 months in fiscal year 2025.
- The average sentence imposed was 21 months in fiscal year 2021 and 23 months in fiscal year 2025.

¹ Theft, Property Destruction, and Fraud offenses include cases in which the individual was sentenced under §2B1.1 (Larceny, Embezzlement, and Other Forms of Theft; Offenses Involving Stolen Property; Property Damage or Destruction; Fraud and Deceit; Forgery; Offenses Involving Altered or Counterfeit Instruments Other than Counterfeit Bearer Obligations of the United States).

² Cases with incomplete sentencing information were excluded from the analysis.

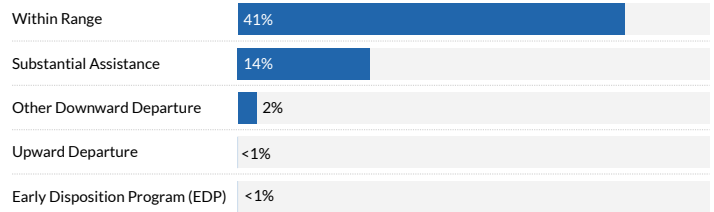
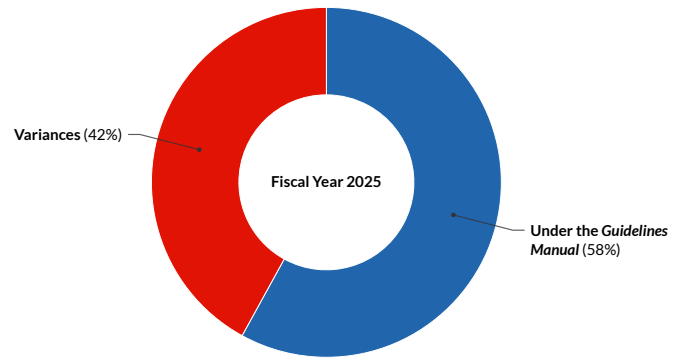
³ The Loss Table was amended effective November 1, 2001 and November 1, 2015.

⁴ The Victims Table and Sophisticated Means adjustment were amended effective November 1, 2015.

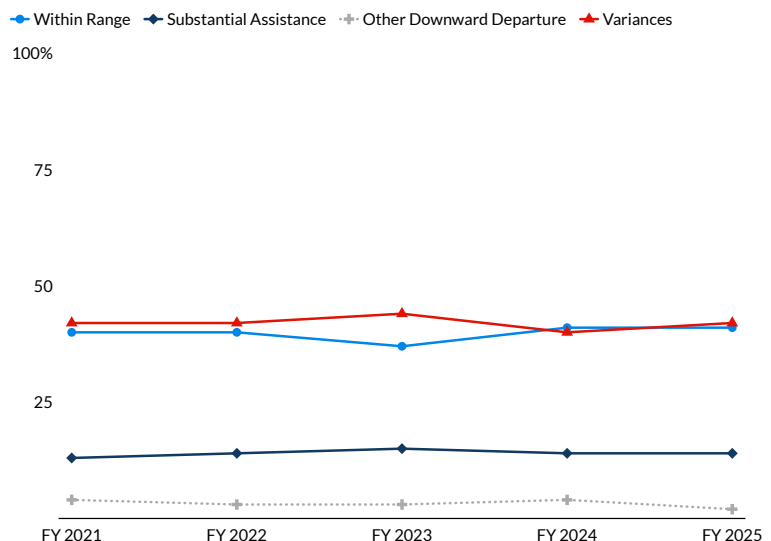
⁵ "Early Disposition Program" (or EDP) departures are departures where the government sought a sentence below the guideline range because the defendant participated in the government's Early Disposition Program, through which cases are resolved in an expedited manner. See USSG §5K3.1.

SOURCE: United States Sentencing Commission, FY 2021 through FY 2025 Datafiles, USSCFY21-USSCFY25.

Sentences Relative to the Guideline Range



Sentences Relative to the Guideline Range by Fiscal Year



Average Guideline Minimum and Average Sentence (months)

