



# QuickFacts

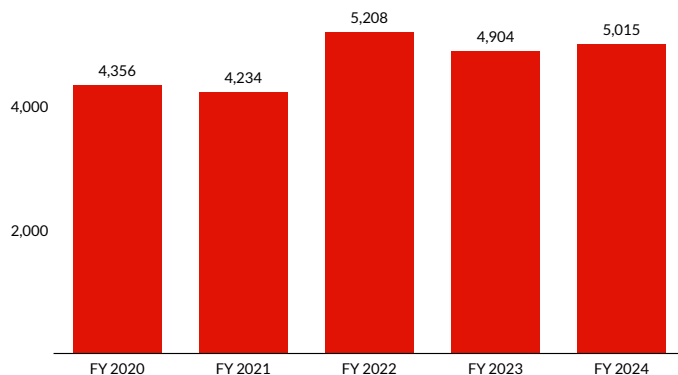
## Theft, Property Destruction, and Fraud

### Population Snapshot

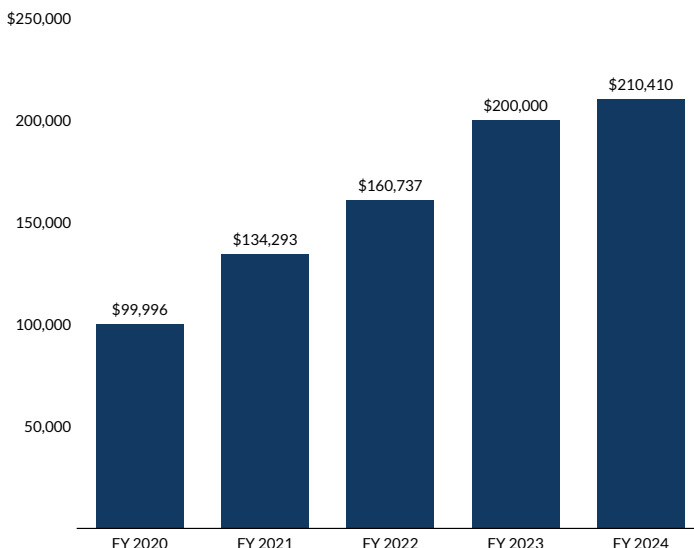
**61,678 cases were reported in FY24;**  
**5,015 involved Theft, Property Destruction,**  
**and Fraud.<sup>1</sup>**

**These cases have increased**  
**15.0% since FY20.**

### Number of Theft, Property Destruction, and Fraud Offenses



### Median Loss Amounts for Theft, Property Destruction, and Fraud Offenses<sup>2</sup>



### Individual and Offense Characteristics

70.2% of individuals sentenced for theft, property destruction, and fraud offenses were men.

38.6% were White, 38.6% were Black, 16.0% were Hispanic, and 6.8% were Other races.

Their average age was 43 years.

88.2% were United States citizens.

73.0% had little or no prior criminal history (Criminal History Category I).

The median loss for these offenses was \$210,410;<sup>3</sup>

- 9.1% involved loss amounts of \$6,500 or less;
- 19.6% involved loss amounts greater than \$1.5 million.

Sentences were increased for:

- the number of victims or extent of harm to victims (31.0%);<sup>4</sup>
- using sophisticated means to execute or conceal the offense (19.7%);
- using an unauthorized means of identification (14.8%);
- a leadership or supervisory role in the offense (9.9%);
- abusing a public position of trust or using a special skill (15.6%);
- obstructing or impeding the administration of justice (3.7%).

Sentences were decreased for:

- minor or minimal participation in the offense (4.7%).

The top five districts for individuals sentenced for theft, property destruction, and fraud offenses were:

- Southern District of Florida (272);
- Southern District of New York (232);
- Central District of California (179);
- Southern District of Texas (168);
- Middle District of Florida (145).

### Punishment

The average sentence length for individuals sentenced for theft, property destruction, and fraud offenses was 22 months.

74.2% were sentenced to prison.

8.7% were convicted of an offense carrying a mandatory minimum penalty; 17.4% of those individuals were relieved of that penalty.



## QuickFacts

### Theft, Property Destruction, and Fraud

#### Sentences Relative to the Guideline Range

60.1% of sentences for theft, property destruction, and fraud offenses were under the *Guidelines Manual*.

- 41.4% were within the guideline range.
- 14.5% were substantial assistance departures.
  - The average sentence reduction was 68.1%.
- 0.1% were Early Disposition Program (EDP) Departures.<sup>5</sup>
  - The average sentence reduction was 30.6%.
- 3.8% were some other downward departure.
  - The average sentence reduction was 55.5%.
- 0.3% were upward departures.
  - The average sentence increase was 104.1%.

39.9% of sentences for theft, property destruction, and fraud offenses were variances.

- 37.9% were downward variances.
  - The average sentence reduction was 57.0%.
- 2.0% were upward variances.
  - The average sentence increase was 59.6%.

The average guideline minimum slightly increased while the average sentence imposed remained steady over the past five years.

- The average guideline minimum slightly increased from 28 months in fiscal year 2020 to 31 months in fiscal year 2024.
- The average sentence imposed was 21 months in fiscal year 2020 and 22 months in fiscal year 2024.

<sup>1</sup> Theft, Property Destruction, and Fraud offenses include cases in which the individual was sentenced under §2B1.1 (Larceny, Embezzlement, and Other Forms of Theft; Offenses Involving Stolen Property; Property Damage or Destruction; Fraud and Deceit; Forgery; Offenses Involving Altered or Counterfeit Instruments Other than Counterfeit Bearer Obligations of the United States).

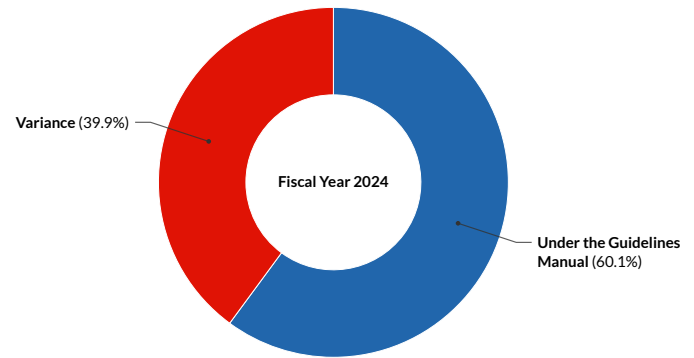
<sup>2</sup> Cases with incomplete sentencing information were excluded from the analysis.

<sup>3</sup> The Loss Table was amended effective November 1, 2001 and November 1, 2015.

<sup>4</sup> The Victims Table and Sophisticated Means adjustment were amended effective November 1, 2015.

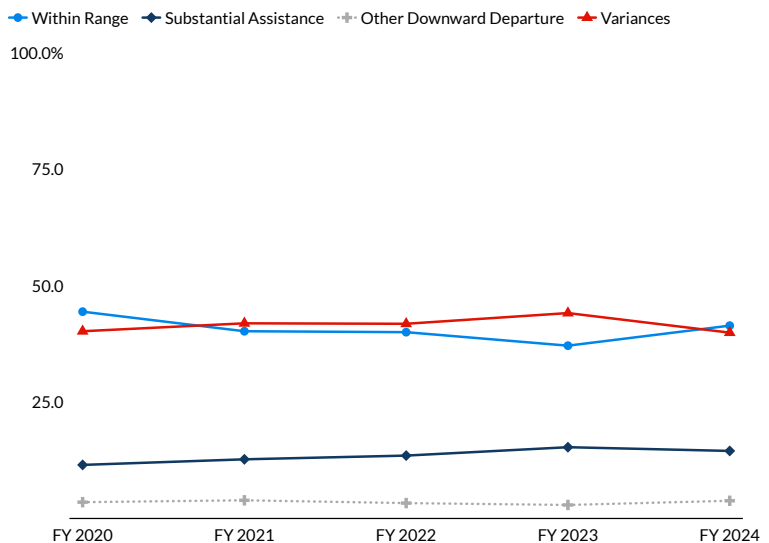
<sup>5</sup> "Early Disposition Program" (or EDP) departures are departures where the government sought a sentence below the guideline range because the defendant participated in the government's Early Disposition Program, through which cases are resolved in an expedited manner. See USSG §5K3.1.

#### Sentences Relative to the Guideline Range



Within Range	41.4%
Substantial Assistance	14.5%
Other Downward Departure	3.8%
Upward Departure	0.3%
Early Disposition Program (EDP)	0.1%

#### Sentences Relative to the Guideline Range by Fiscal Year



#### Average Guideline Minimum and Average Sentence (months)

