



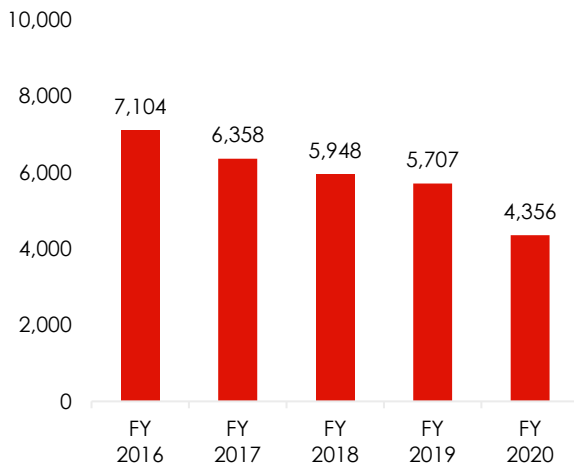
Quick Facts

— Theft, Property Destruction, and Fraud Offenses —

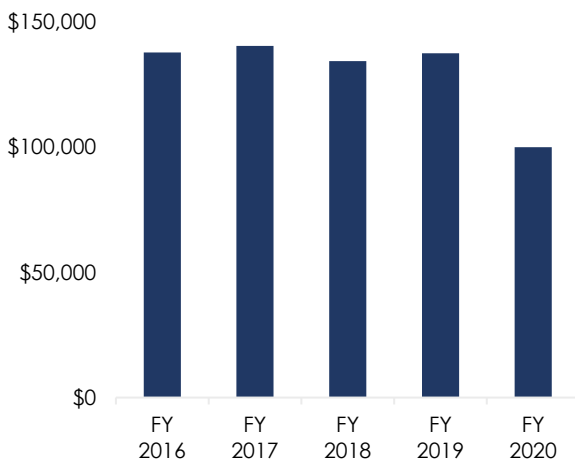
Fiscal Year 2020

- ▶ In FY 2020, 64,565 cases were reported to the U.S. Sentencing Commission.
- ▶ 4,356 of these involved theft, property destruction, and fraud.¹
- ▶ Theft, property destruction, and fraud offenses have decreased by 38.7% since FY 2016.

Number of Theft, Property Destruction, and Fraud Offenders



Median Loss for Theft, Property Destruction, and Fraud Offenses



Offender and Offense Characteristics²

- 68.2% of theft, property destruction, and fraud offenders were men.
- 43.4% were White, 26.8% were Black, 22.9% were Hispanic, and 6.9% were Other races.
- Their average age was 43 years.
- 80.6% were United States citizens.
- 71.8% had little or no prior criminal history (Criminal History Category I).
- The median loss for these offenses was \$99,996;³
 - ◆ 19.7% involved loss amounts of \$6,500 or less;
 - ◆ 13.5% involved loss amounts greater than \$1.5 million.
- Sentences were increased for:
 - ◆ the number of victims or the extent of harm to them (31.8%);⁴
 - ◆ sophisticated means used to execute or conceal the offense (14.8%);
 - ◆ using an unauthorized means of identification (14.9%);
 - ◆ a leadership or supervisory role in the offense (8.8%);
 - ◆ abusing a public position of trust or using a special skill (17.3%);
 - ◆ obstructing or impeding the administration of justice (4.1%).
- Sentences were decreased for:
 - ◆ minor or minimal participation in the offense (3.7%).
- The top five districts for theft, property destruction, and fraud offenders were:
 - ◆ Southern District of Florida (267);
 - ◆ Western District of Texas (254);
 - ◆ Central District of California (219);
 - ◆ Southern District of New York (182);
 - ◆ Middle District of Florida (141).

Punishment

- The average sentence length was 21 months.
- 72.4% of theft, property destruction, and fraud offenders were sentenced to prison.
- 11.5% were convicted of an offense carrying a mandatory minimum penalty; of those offenders, 19.1% were relieved of that penalty.

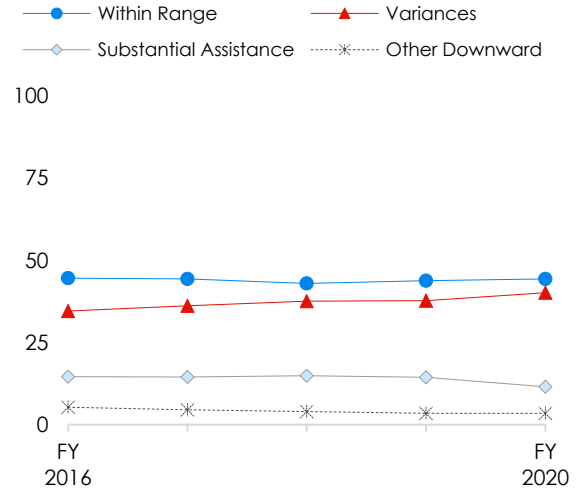


— **Theft, Property Destruction, and Fraud Offenses** —

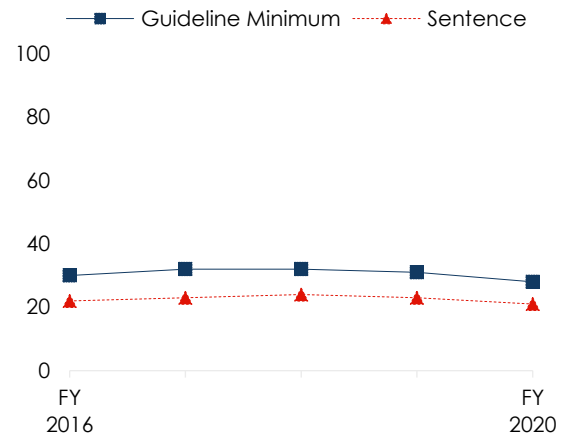
Sentences Relative to the Guideline Range

- Of the 59.8% of theft, property destruction, and fraud offenders sentenced under the *Guidelines Manual*:
 - ◆ 74.2% were sentenced within the guideline range.
 - ◆ 19.3% received a substantial assistance departure.
 - ◇ Their average sentence reduction was 64.1%.
 - ◆ 5.8% received some other downward departure.
 - ◇ Their average sentence reduction was 64.7%.
- 40.2% received a variance; of those offenders:
 - ◆ 94.0% received a downward variance.
 - ◇ Their average sentence reduction was 58.0%.
 - ◆ 6.0% received an upward variance.
 - ◇ Their average sentence increase was 63.4%.
- The average guideline minimum and the average sentence imposed remained steady over the past five years.
 - ◆ The average guideline minimum decreased from 30 months in fiscal year 2016 to 28 months in fiscal year 2020.
 - ◆ The average sentence imposed decreased from 22 months in fiscal year 2016 to 21 months fiscal year 2020.

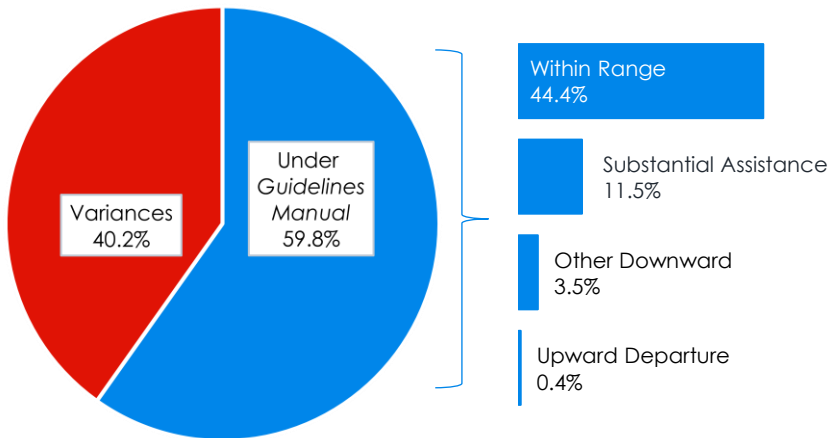
Sentence Relative to the Guideline Range (%)



Average Guideline Minimum and Average Sentence (months)



Sentence Imposed Relative to the Guideline Range FY 2020



¹ Theft, Property Destruction, and Fraud offenses include cases in which the offender was sentenced under §2B1.1 (Larceny, Embezzlement, and Other Forms of Theft; Offenses Involving Stolen Property; Property Damage or Destruction; Fraud and Deceit; Forgery; Offenses Involving Altered or Counterfeit Instruments Other than Counterfeit Bearer Obligations of the United States).

² Cases with incomplete sentencing information were excluded from the analysis.

³ The Loss Table were amended effective November 1, 2001 and November 1, 2015.

⁴ The Victims Table and Sophisticated Means adjustment was amended effective November 1, 2015.