



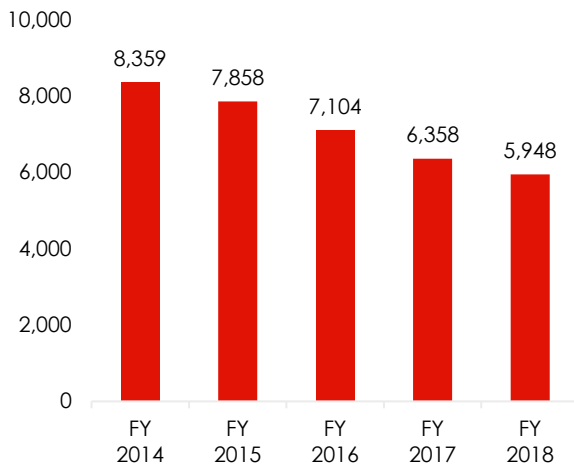
Quick Facts

— Theft, Property Destruction, and Fraud Offenses —

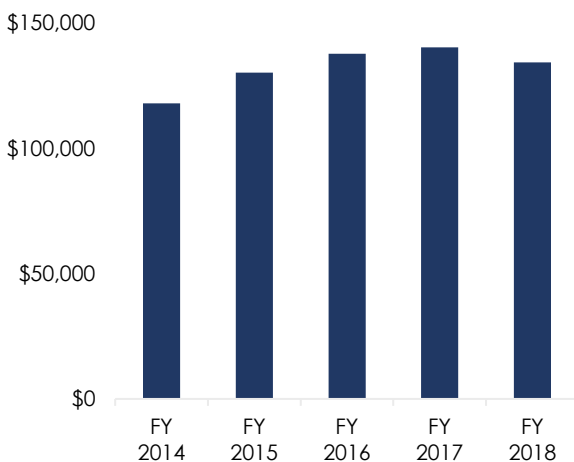
Fiscal Year 2018

- ▶ IN FY 2018, 69,425 CASES WERE REPORTED TO THE U.S. SENTENCING COMMISSION.
- ▶ 5,948 OF THESE INVOLVED THEFT, PROPERTY DESTRUCTION, AND FRAUD.^{1,2}
- ▶ THEFT, PROPERTY DESTRUCTION, AND FRAUD OFFENSES HAVE DECREASED BY 28.9% SINCE FY 2014.

Number of Theft, Property Destruction, and Fraud Offenders



Median Loss for Theft, Property Destruction, and Fraud Offenses



Offender and Offense Characteristics

- 68.5% of theft, property destruction, and fraud offenders were men.
- 43.8% were White, 31.2% were Black, 18.4% were Hispanic, and 6.6% were Other races.
- Their average age was 43 years.
- 85.7% were United States citizens.
- 68.5% had little or no prior criminal history (Criminal History Category I).
- The median loss for these offenses was \$134,375.
 - ◆ 52.1% involved loss amounts of \$150,000 or less.³
 - ◆ 84.8% involved loss amounts of \$1.5 million or less.
- Sentences were increased for:
 - ◆ the number of victims or the extent of harm to them (33.8%);
 - ◆ sophisticated means used to execute or conceal the offense (17.7%);⁴
 - ◆ using an unauthorized means of identification (15.1%);
 - ◆ abusing a public position of trust or using a special skill (17.8%);
 - ◆ leadership or supervisory role in the offense (11.5%); and
 - ◆ obstructing or impeding the administration of justice (4.4%).
- Sentences were decreased for:
 - ◆ minor or minimal participation in the offense (5.1%).
- The top five districts for theft, property destruction, and fraud offenders were:
 - ◆ Southern District of Florida (495);
 - ◆ Central District of California (289);
 - ◆ Southern District of New York (240);
 - ◆ Middle District of Florida (224); and
 - ◆ Northern District of Illinois (161).

Punishment

- The average sentence length for theft, property destruction, and fraud offenders was 24 months.
- 73.8% of theft, property destruction, and theft offenders were sentenced to prison.
- 12.8% were convicted of an offense carrying a mandatory minimum penalty; of those offenders, 14.8% were relieved of that penalty.

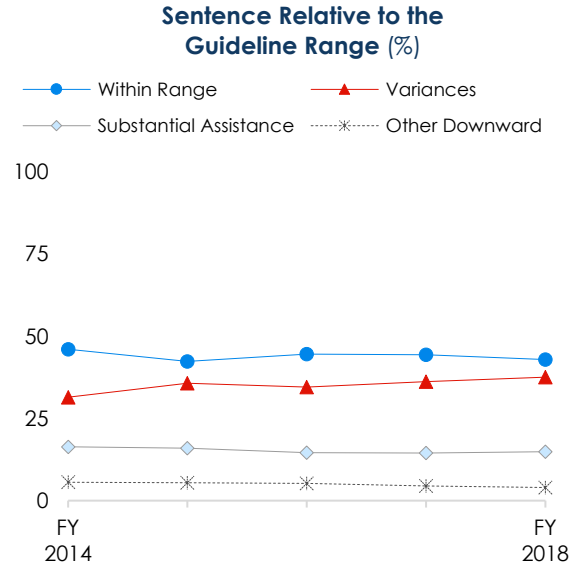


www.ussc.gov
pubaffairs@ussc.gov
@theusscgov

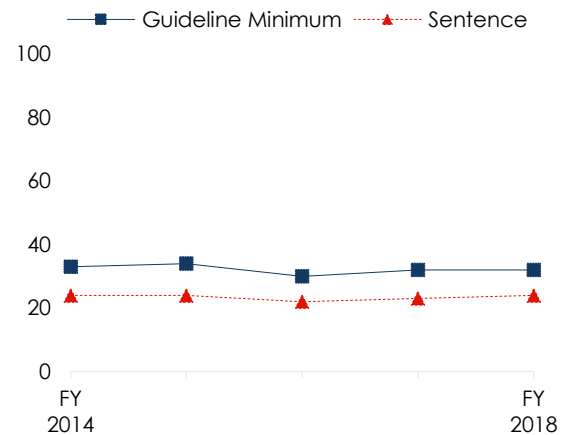
— **Theft, Property Destruction, and Fraud Offenses** —

Sentences Relative to the Guideline Range

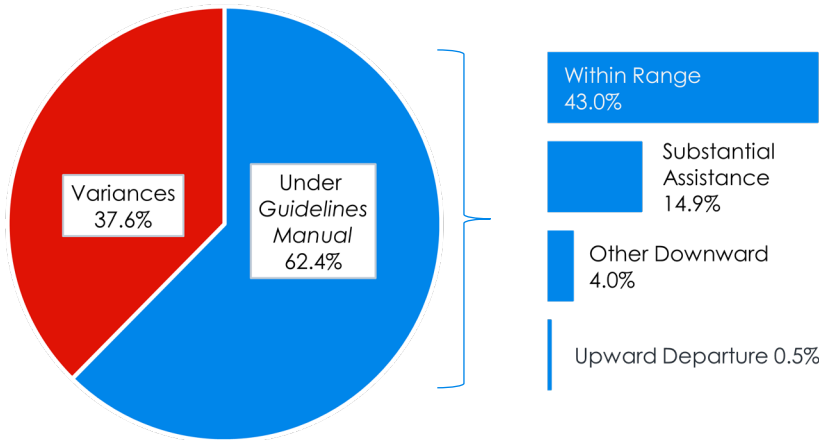
- Of the 62.4% of theft, property destruction, and fraud offenders sentenced under the *Guidelines Manual*:
 - ◆ 68.9% were sentenced within the guideline range.
 - ◆ 23.9% received a substantial assistance departure.
 - ◇ Their average sentence reduction was 61.3%.
 - ◆ 6.3% received some other downward departure.
 - ◇ Their average sentence reduction was 55.7%.
- 37.6% received a variance; of those offenders:
 - ◆ 95.0% received a downward variance.
 - ◇ Their average sentence reduction was 53.0%.
 - ◆ 5.0% received an upward variance.
 - ◇ Their average sentence increase was 70.3%.
- The average guideline minimum and average sentence imposed has remained relatively steady over the past five years.
 - ◆ The average guideline minimum decreased from 33 months in fiscal year 2014 to 32 months in fiscal year 2018.
 - ◆ The average sentence imposed was 24 months in both fiscal year 2014 and fiscal year 2018.



Average Guideline Minimum and Average Sentence (months)



Sentence Imposed Relative to the Guideline Range FY 2018



¹ Cases with incomplete sentencing information were excluded from the analysis.

² Theft, Property Destruction, and Fraud offenses include cases in which the offender was sentenced under §2B1.1 (Larceny, Embezzlement, and Other Forms of Theft; Offenses Involving Stolen Property; Property Damage or Destruction; Fraud and Deceit; Forgery; Offenses Involving Altered or Counterfeit Instruments Other than Counterfeit Bearer Obligations of the United States).

³ The Loss Table and Victims Table were amended effective November 1, 2001 and November 1, 2015.

⁴ The Sophisticated Means adjustment was amended effective November 1, 2015.