

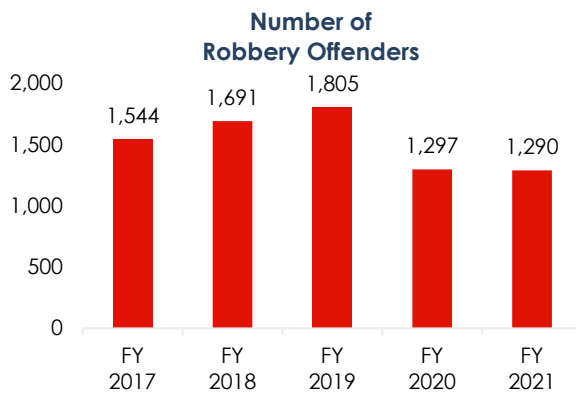


Quick Facts

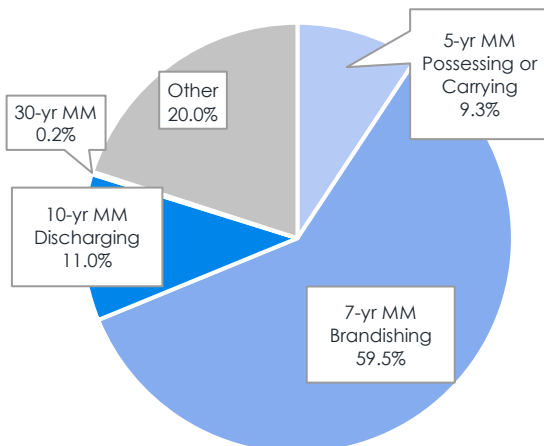
— Robbery Offenses —

Fiscal Year 2021

- ▶ IN FY 2021, 57,287 CASES WERE REPORTED TO THE U.S. SENTENCING COMMISSION.
- ▶ 1,290 OF THESE INVOLVED ROBBERY.¹
- ▶ ROBBERY OFFENSES HAVE DECREASED BY 16.5% SINCE FY 2017.



Mandatory Minimum Penalties for Robbery Offenders Also Convicted under 18 U.S.C. § 924(c)



Offenders and Offense Characteristics²

- 94.2% of robbery offenders were men.
- 59.3% were Black, 18.3% were White, 17.1% were Hispanic, and 5.3% were Other races.
- Their average age was 33 years.
- 96.6% were United States citizens.
- 26.4% had little or no prior criminal history (Criminal History Category I); 19.4% were CHC VI.
- The median loss for these offenses was \$1,558;³
 - ◆ 86.4% involved loss amounts of \$20,000 or less;
 - ◆ 4.1% involved loss amounts greater than \$95,000.
- Sentences were increased for:
 - ◆ taking the property of a financial institution or post office (30.3%);⁴
 - ◆ using or brandishing a firearm or dangerous weapon or making a threat of death (60.5%);
 - ◆ a victim sustaining a bodily injury (17.1%);
 - ◆ abducting or physically restraining a victim (20.5%);
 - ◆ carjacking (14.1%);
 - ◆ taking a firearm, destructive device, or controlled substance (10.7%);
 - ◆ a leadership or supervisory role in the offense (2.6%);
 - ◆ reckless endangerment during flight (6.1%).
- Sentences were decreased for:
 - ◆ minor or minimal participation in the offense (3.3%).
- The top five districts for robbery offenders were:
 - ◆ Southern District of New York (63);
 - ◆ District of Puerto Rico (51);
 - ◆ Eastern District of Missouri (44);
 - ◆ Eastern District of North Carolina (43);
 - ◆ Southern District of Texas (43).
- 40.6% of robbery offenders also had convictions under 18 U.S.C. § 924(c).

Punishment

- The average sentence for all robbery offenders was 105 months.
 - ◆ The average sentence was 71 months for robbery offenders without a conviction under section 924(c).
 - ◆ The average sentence was 155 months for robbery offenders with a conviction under section 924(c).
- 98.2% were sentenced to prison.
- 41.3% were convicted of an offense carrying a mandatory minimum penalty; of those offenders, 17.8% were relieved of that penalty.



— Robbery Offenses —

Sentences Relative to the Guideline Range

Robbery Offenders with Section 924(c) Convictions⁵

- Among the robbery offenders with section 924(c) convictions, 56.8% were sentenced under the *Guidelines Manual*; of those offenders:
 - ◆ 60.7% were sentenced within the guideline range.
 - ◆ 31.5% received a substantial assistance departure.
 - ◇ Their average sentence reduction was 40.3%.
 - ◆ 7.5% received some other downward departure.
 - ◇ Their average sentence reduction was 23.2%.
- 43.2% received a variance; of those offenders:
 - ◆ 93.3% received a downward variance.
 - ◇ The average sentence reduction was 19.4%.
 - ◆ 6.7% received an upward variance.
 - ◇ The average sentence increase was 18.9%.

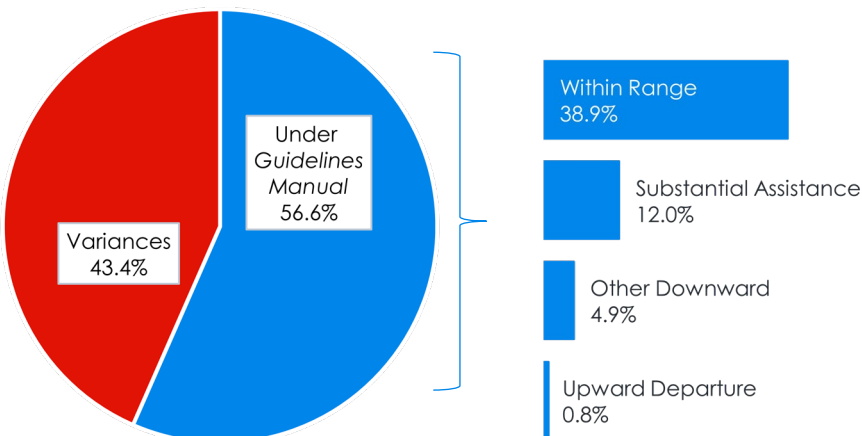
Robbery Offenders without Section 924(c) Convictions

- Among the robbery offenders without section 924(c) convictions, 56.4% were sentenced under the *Guidelines Manual*; of those offenders:
 - ◆ 74.3% were sentenced within the guideline range.
 - ◆ 14.3% received a substantial assistance departure.
 - ◇ Their average sentence reduction was 50.1%.
 - ◆ 9.3% received some other downward departure.
 - ◇ Their average sentence reduction was 43.7%.
- 43.6% received a variance; of those offenders:
 - ◆ 91.8% received a downward variance.
 - ◇ The average sentence reduction was 37.4%.
 - ◆ 8.2% received an upward variance.
 - ◇ The average sentence increase was 46.6%.

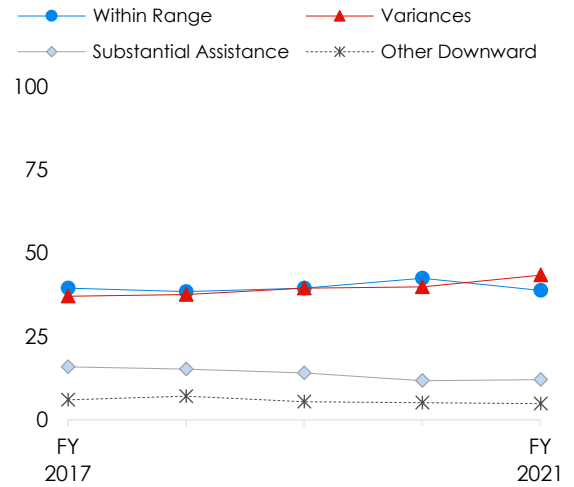
All Robbery Offenders

- The average guideline minimum remained steady while the average sentence imposed slightly decreased over the past five years.
 - ◆ The average guideline minimum decreased from 124 months in fiscal year 2017 to 122 months in fiscal year 2021.
 - ◆ The average sentence imposed decreased from 110 months in fiscal year 2017 to 105 months in fiscal year 2021.

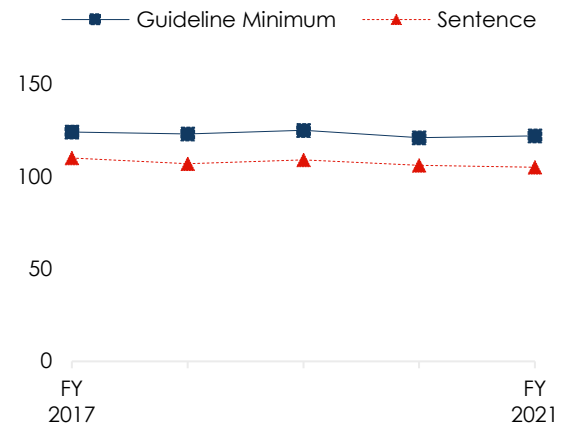
Sentence Imposed Relative to the Guideline Range FY 2021



Sentence Relative to the Guideline Range (%)



Average Guideline Minimum and Average Sentence (months)



¹ Robbery offenses include cases in which the offender was sentenced under §2B3.1 (Robbery).

² Cases with incomplete sentencing information were excluded from the analysis.

³ The Loss Table was amended effective November 1, 2015.

⁴ The remaining 69.7% of offenses primarily involved robberies of retail establishments or individuals engaged in interstate commerce and motor vehicles moved in interstate commerce.

⁵ Pursuant to 18 U.S.C. § 924(c)(1)(D)(ii), punishments under section 924(c) run consecutively to any other term of imprisonment. Consequently, the applicable guideline range for a case in which the offender was also convicted under section 924(c) is the minimum term of imprisonment required by that statute in addition to the range calculated under the guidelines for the underlying offense.