



Quick Facts

▶ THERE WERE 67,742 CASES REPORTED TO THE UNITED STATES SENTENCING COMMISSION IN FISCAL YEAR 2016.

▶ OF THESE CASES, 1,554 INVOLVED ROBBERY.¹

▶ THESE OFFENDERS WERE SENTENCED UNDER SECTION 2B3.1 OF THE U.S. SENTENCING COMMISSION'S *GUIDELINES MANUAL*.

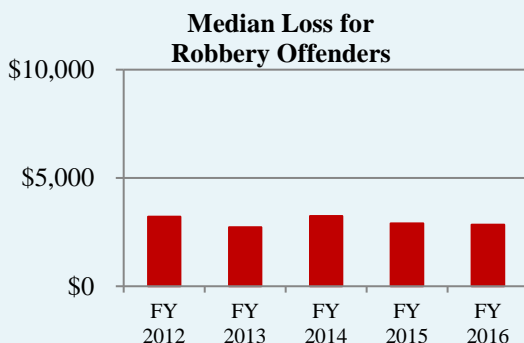
Robbery Offenses¹

In fiscal year 2016, there were 1,554 robbery offenders, who accounted for 2.5%² of all offenders sentenced under the guidelines. The number of robbery offenders has decreased during the last five years.

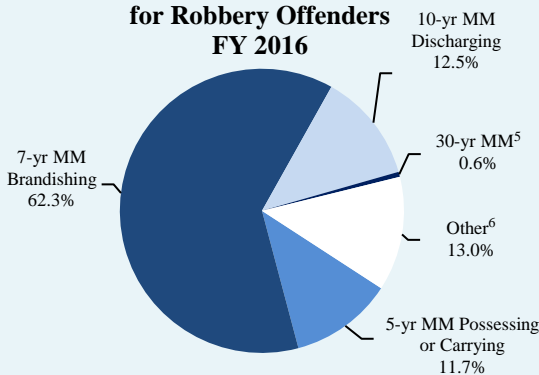
Offender and Offense Characteristics

- In fiscal year 2016, the majority of robbery offenders were male (93.7%).
- More than half were Black (59.9%) followed by White (23.5%), Hispanic (15.1%), and Other Races (1.5%).
- The average age of these offenders at sentencing was 33 years.
- The majority of robbery offenders were United States citizens (96.0%).
- The most common Criminal History Category for these offenders was Category I (25.0%). The proportion of these offenders in other Criminal History Categories was as follows:
 - ◆ 11.0% of these offenders were in Category II;
 - ◆ 20.2% were in Category III;
 - ◆ 13.5% were in Category IV;
 - ◆ 7.8% were in Category V; and
 - ◆ 22.6% were in Category VI.
- The median loss for these offenses was \$2,846.³
 - ◆ 92.1% of robbery offenses involved losses of \$95,000 or less.
 - ◆ 82.5% of robbery offenses involved losses of \$20,000 or less.
- Sentences for robbery offenders were increased for:
 - ◆ 48.7% of offenders for taking the property of a financial institution or post office;⁴
 - ◆ 61.2% of offenders for using or brandishing a firearm or dangerous weapon or making a threat of death;
 - ◆ 13.0% of offenders because a victim sustained bodily injury;
 - ◆ 22.0% of offenders for abducting or physically restraining a victim;
 - ◆ 8.5% of offenders for carjacking;
 - ◆ 8.2% of offenders for taking a firearm, destructive device, or controlled substance; and
 - ◆ 5.1% of offenders for recklessly creating a risk of death or bodily injury in the course of fleeing from a law enforcement officer.
- 12.0% of all robbery offenders were Career Offenders (§4B1.1).

Top Five Districts Robbery Offenders FY 2016
Southern District of Florida (N=111)
Southern District of New York (N=68)
Northern District of Illinois (N=64)
Eastern District of Michigan (N=58)
Northern District of Texas (N=51)



18 U.S.C. § 924(c) Convictions for Robbery Offenders FY 2016



Punishment

- Nearly all robbery offenders were sentenced to imprisonment (96.3%).
- More than one-third (34.1%) of robbery offenders also had convictions under 18 U.S.C. § 924(c).
- The average sentence length for robbery offenders was 111 months.
 - ◆ The average sentence length for robbery offenders with a conviction under section 924(c) was 180 months.
 - ◆ The average sentence length for robbery offenders without a conviction under section 924(c) was 75 months.

¹ Robbery offenses include cases with complete guideline application information in which the offender was sentenced under USSG §2B3.1 (Robbery) using a *Guidelines Manual* in effect on November 1, 2001 or later.

² Of the 67,742 offenders sentenced in fiscal year 2016, 5,784 were excluded from this analysis due to incomplete guideline application information.

³ The Robbery Loss Table was amended November 1, 2015.

⁴ The remaining 51.3% of offenses primarily involved robberies of retail establishments engaged in interstate commerce and motor vehicles moved in interstate commerce.

⁵ All of the offenders in the "30-yr MM" category had multiple convictions.

Quick Facts

Robbery Offenses¹

Sentences Relative to the Guideline Range

Robbery Offenders without Section 924(c) Convictions

- In each of the past five years, approximately half of robbery offenders without a conviction under section 924(c) were sentenced within the guideline range. In fiscal year 2016, 46.7% of robbery offenders without a conviction under section 924(c) were sentenced within the guideline range.
- Substantial assistance departures were granted in approximately 11 to 13 percent of robbery cases without section 924(c) convictions in each of the past five years.
 - ◆ The average reduction for these offenders was 42.6% during the five year time period (which corresponds to an average reduction of 36 months).
- The rate of non-government sponsored below range sentences increased during the past five years for robbery cases without section 924(c) convictions from 22.5% to 24.7%.
 - ◆ The average reduction for these offenders was 32.1% during the five year time period (which corresponds to an average reduction of 24 months).

Robbery Offenders with Section 924(c) Convictions⁷

- In each of the past five years, less than half of robbery offenders with a conviction under section 924(c) were sentenced within the guideline range. In fiscal year 2016, 43.0% of robbery offenders with a section 924(c) conviction were sentenced within the guideline range.
- Substantial assistance departures were granted in approximately 19 to 22 percent of robbery cases with section 924(c) convictions in each of the past five years.
 - ◆ The average reduction for these offenders was 41.7% during the five year time period (which corresponds to an average reduction of 84 months).
- The rate of non-government sponsored below range sentences increased during the past five years for robbery cases with section 924(c) convictions from 18 to 21 percent.
 - ◆ The average reduction for these offenders was 17.3% during the five year time period (which corresponds to an average reduction of 31 months).

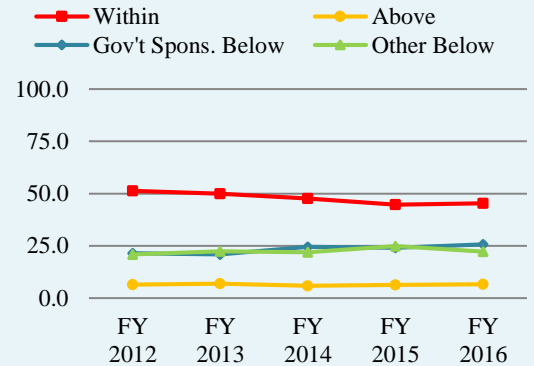
All Robbery Offenses

- Both the average sentence and the average guideline minimum for robbery offenders have decreased slightly during the last five years.
 - ◆ The average guideline minimum decreased from 129 months to 124 months during that time period;
 - ◆ The average sentence imposed decreased from 119 months to 111 months during that time period.

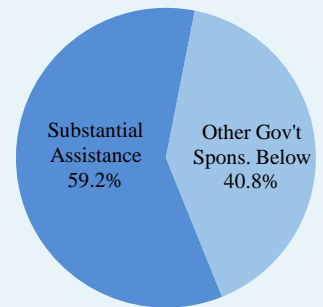
⁶ The "Other" category includes offenders with a single conviction (1.5%) or with multiple convictions (98.5%).

⁷ Pursuant to 18 U.S.C. § 924(c)(1)(D)(ii), punishments under section 924(c) run consecutively to any other term of imprisonment. Consequently, the applicable guideline range for a case in which the offender was also convicted under section 924(c) is the minimum term of imprisonment required by that statute in addition to the range calculated under the guidelines for the underlying offense.

Sentence Relative to the Guideline Range



Government Sponsored Below Range Sentences FY 2016



Average Sentence and Average Guideline Minimum (in months)

