

▶ THERE WERE 71,003 CASES REPORTED TO THE UNITED STATES SENTENCING COMMISSION IN FISCAL YEAR 2015.

▶ OF THESE CASES, 1,663 INVOLVED ROBBERY.¹

▶ THESE OFFENDERS WERE SENTENCED UNDER SECTION 2B3.1 OF THE U.S. SENTENCING COMMISSION'S *GUIDELINES MANUAL*.

Quick Facts



Robbery Offenses¹

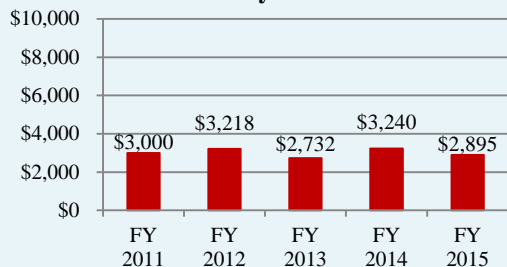
In fiscal year 2015, there were 1,663 robbery offenders, who accounted for 2.6%² of all offenders sentenced under the guidelines. The number of robbery offenders has decreased during the last five years from 1,769 in fiscal year 2011.

Offender and Offense Characteristics

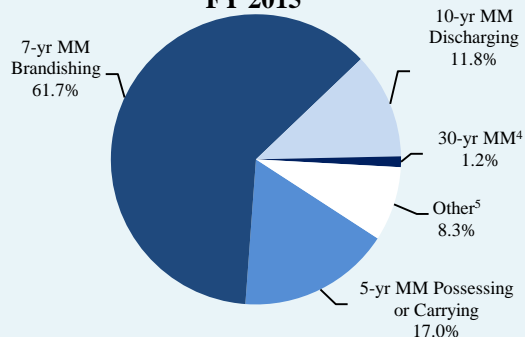
- In fiscal year 2015, the majority of robbery offenders were male (93.5%).
- More than half were Black (55.7%) followed by White (26.0%), Hispanic (15.6%), and Other Races (2.7%).
- The average age of these offenders at sentencing was 33 years.
- The majority of robbery offenders were United States citizens (95.9%).
- The most common Criminal History Category for these offenders was Category I (28.8%). The proportion of these offenders in other Criminal History Categories was as follows:
 - ◆ 11.6% of these offenders were in Category II;
 - ◆ 18.8% were in Category III;
 - ◆ 11.9% were in Category IV;
 - ◆ 6.6% were in Category V; and
 - ◆ 22.3% were in Category VI.
- The median loss for these offenses was \$2,895.
 - ◆ 75.1% of robbery offenses involved losses of \$10,000 or less.
 - ◆ 3.0% of robbery offenses involved losses of more than \$250,000.
- Sentences for robbery offenders were increased for:
 - ◆ 46.5% of offenders for taking the property of a financial institution or post office;³
 - ◆ 58.6% of offenders for using or brandishing a firearm or dangerous weapon or making a threat of death;
 - ◆ 13.4% of offenders because a victim sustained bodily injury;
 - ◆ 20.8% of offenders for abducting or physically restraining a victim;
 - ◆ 10.3% of offenders for carjacking;
 - ◆ 11.7% of offenders for taking a firearm, destructive device, or controlled substance; and
 - ◆ 4.5% of offenders for recklessly creating a risk of death or bodily injury in the course of fleeing from a law enforcement officer.
- 14.4% of all robbery offenders were Career Offenders (§4B1.1).

Top Five Districts Robbery Offenders FY 2015
Southern District of New York (N=117)
Southern District of Florida (N=75)
District of Maryland (N=68)
District of Puerto Rico (N=63)
Northern District of Texas (N=56)

Median Loss for Robbery Offenders



18 U.S.C. § 924(c) Convictions for Robbery Offenders FY 2015



Punishment

- Nearly all robbery offenders were sentenced to imprisonment (99.3%).
- More than one-third (36.1%) of robbery offenders also had convictions under 18 U.S.C. § 924(c).
- The average sentence length for robbery offenders was 111 months.
 - ◆ The average sentence length for robbery offenders with a conviction under section 924(c) was 168 months.
 - ◆ The average sentence length for robbery offenders without a conviction under section 924(c) was 79 months.

¹ Robbery offenses include cases with complete guideline application information in which the offender was sentenced under USSG §2B3.1 (Robbery) using a *Guidelines Manual* in effect on November 1, 2001 or later.

² Of the 71,003 offenders sentenced in fiscal year 2015, 7,543 were excluded from this analysis due to incomplete guideline application information.

³ The remaining 53.5% of offenses primarily involved robberies of retail establishments engaged in interstate commerce and motor vehicles moved in interstate commerce.

⁴ All of the offenders in the "30-yr MM" category had multiple convictions.

⁵ The "Other" category includes offenders with a single conviction (2.0%) or with multiple convictions (98.0%).

Quick Facts

Robbery Offenses¹

Sentences Relative to the Guideline Range

Robbery Offenders without Section 924(c) Convictions

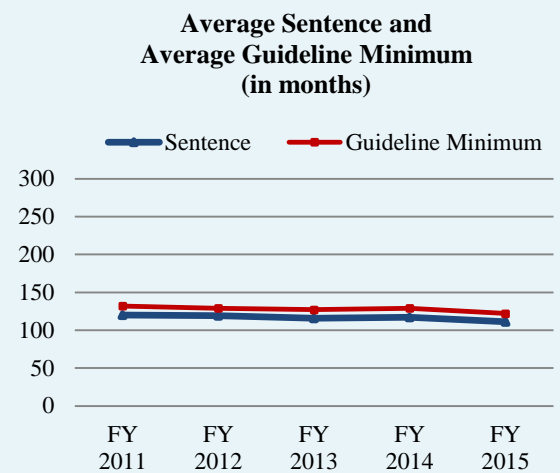
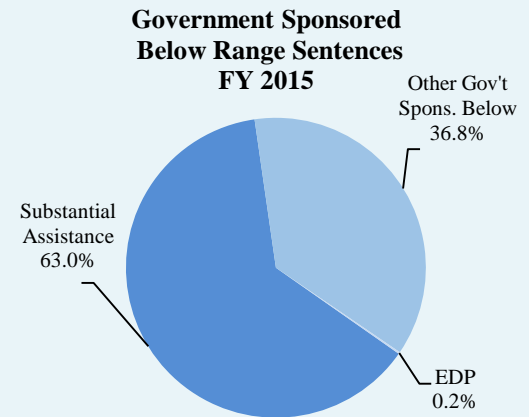
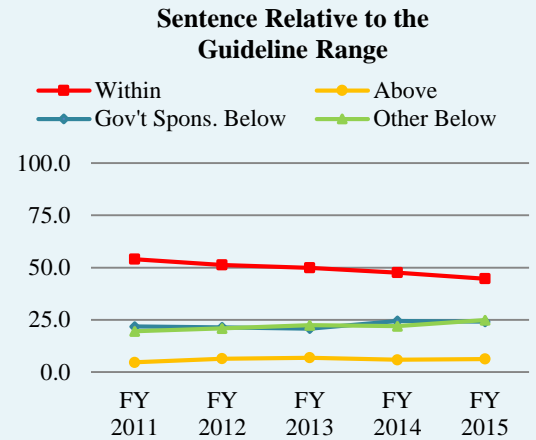
- In each of the past five years, approximately half of robbery offenders without a conviction under section 924(c) were sentenced within the guideline range. In fiscal year 2015, 47.2% of robbery offenders without a conviction under section 924(c) were sentenced within the guideline range.
- Substantial assistance departures were granted in approximately 11 to 13 percent of robbery cases without section 924(c) convictions in each of the past five years.
 - ◆ The average reduction for these offenders was 41.3% during the five year time period (which corresponds to an average reduction of 34 months).
- The rate of non-government sponsored below range sentences increased during the past five years for robbery cases without section 924(c) convictions from 20.3% to 26.8%.
 - ◆ The average reduction for these offenders was 31.4% during the five year time period (which corresponds to an average reduction of 23 months).

Robbery Offenders with Section 924(c) Convictions⁶

- In each of the past five years, less than half of robbery offenders with a conviction under section 924(c) were sentenced within the guideline range. In fiscal year 2015, 40.4% of robbery offenders with a section 924(c) conviction were sentenced within the guideline range.
- Substantial assistance departures were granted in approximately 19 to 25 percent of robbery cases with section 924(c) convictions in each of the past five years.
 - ◆ The average reduction for these offenders was 41.2% during the five year time period (which corresponds to an average reduction of 85 months).
- The rate of non-government sponsored below range sentences increased during the past five years for robbery cases with section 924(c) convictions from 18.0% to 21.5%.
 - ◆ The average reduction for these offenders was 17.1% during the five year time period (which corresponds to an average reduction of 31 months).

All Robbery Offenses

- Both the average sentence and the average guideline minimum for robbery offenders have decreased slightly during the last five years.
 - ◆ The average guideline minimum decreased from 132 months to 122 months during that time period;
 - ◆ The average sentence imposed decreased from 120 months to 111 months during that time period.



⁶ Pursuant to 18 U.S.C. § 924(c)(1)(D)(ii), punishments under section 924(c) run consecutively to any other term of imprisonment. Consequently, the applicable guideline range for a case in which the offender was also convicted under section 924(c) is the minimum term of imprisonment required by that statute in addition to the range calculated under the guidelines for the underlying offense.

For other Quick Facts publications, visit our website at www.ussc.gov/research/quick-facts.

