



QuickFacts

Mandatory Minimum Penalties

Population Snapshot

61,678 cases were reported in FY24.

14,964 involved an offense carrying a statutory mandatory minimum penalty.¹

15.9% of all sentenced individuals were subject to a mandatory minimum penalty at sentencing.

Mandatory Minimum Penalty Status

Yes
No

Convicted of an offense carrying a Mandatory Minimum Penalty?

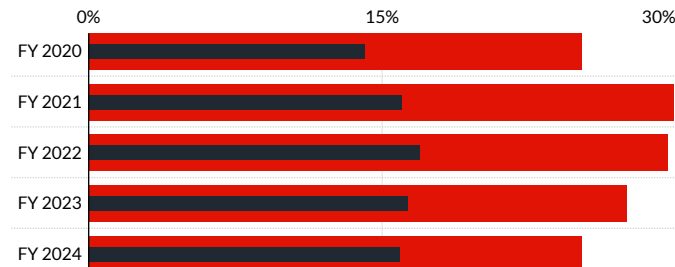


Subject to a Mandatory Minimum Penalty?



Mandatory Minimum Penalty Status Over Time

Convicted of an Offense Carrying a Mandatory Minimum Penalty
Subject to a Mandatory Minimum Penalty at Sentencing



Relief by Race

Race	Percent Receiving Relief ▾
Hispanic	52.9%
Other	33.6%
White	30.2%
Black	23.4%

Overview

24.3% of all cases carried a mandatory minimum penalty.

Of all cases carrying a mandatory minimum penalty:

- 69.4% were drug trafficking;
- 7.4% were sexual abuse;
- 6.2% were child pornography;
- 5.0% were firearms;
- 3.4% were fraud.

37.0% of individuals convicted of an offense carrying a mandatory minimum penalty were relieved of the penalty;

- 16.1% received relief through the safety valve provision;²
- 14.6% provided the government with substantial assistance;³
- 6.3% received relief through both.

Of individuals convicted of an offense carrying a mandatory minimum penalty:

- 34.0% of males received relief;
- 63.7% of females received relief;
- 31.1% of U.S. citizens received relief;
- 64.1% of non-U.S. citizens received relief.

63.0% of individuals convicted of an offense carrying a mandatory minimum penalty did not receive relief.

38.1% of individuals convicted of an offense carrying a mandatory minimum penalty were Hispanic, 29.5% were Black, 28.5% were White, and 3.9% were Other races.

Individuals and Sentencing

The average sentence length was:

- 157 months for those subject to the mandatory minimum penalty;
- 70 months for those receiving relief;
- 31 months for individuals who were not convicted of an offense carrying a mandatory minimum penalty.

The top five districts where cases involving a mandatory minimum penalty comprised the highest percentage of the overall caseload were:

- District of Hawaii (72.9%);
- Southern District of Indiana (62.5%);
- District of Puerto Rico (59.3%);
- Northern District of Florida (58.7%);
- District of Nebraska (55.7%).



QuickFacts

Mandatory Minimum Penalties

Offense Categories

Identity Theft Offenses

- 83.8% of the 567 individuals sentenced for **identity theft offenses**⁴ were subject to a mandatory minimum penalty at sentencing.
 - Their average sentence was 59 months; 31 months with relief.

Drug Offenses

- 57.2% of the 17,858 individuals sentenced for **drug offenses** were convicted of an offense carrying a mandatory minimum penalty;
 - 52.4% remained subject to that penalty at sentencing.
 - Their average sentence was 142 months; 68 months with relief.
- 66.9% of the 3,456 individuals sentenced for **powder cocaine** offenses were convicted of an offense carrying a mandatory minimum penalty, compared to 49.6% of individuals sentenced for marijuana offenses.
- 75.6% of the 238 individuals sentenced for **crack cocaine** offenses remained subject to a mandatory minimum penalty at sentencing, compared to 38.4% of individuals sentenced for marijuana offenses.

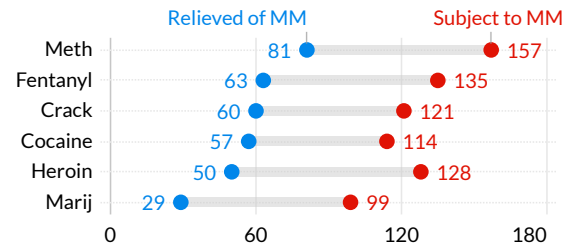
Firearms Offenses

- 27.6% of the 10,184 individuals sentenced for **firearms offenses** were convicted of an offense carrying a mandatory minimum penalty.
- 2,522 were convicted under **18 U.S.C. § 924(c)**;
 - 81.3% remained subject to the mandatory minimum penalty at sentencing.
 - Their average sentence was 161 months; 102 months with relief.
- 194 qualified as **Armed Career Criminals** under 18 U.S.C. § 924(e);
 - 83.4% remained subject to the mandatory minimum penalty at sentencing.
 - Their average sentence was 214 months; 122 months with relief.

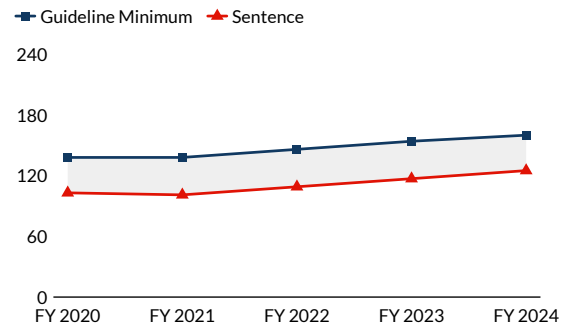
Sex Offenses

- 72.0% of the 2,779 individuals sentenced for **sex offenses**—sexual abuse or child pornography—were convicted of an offense carrying a mandatory minimum penalty.
- 76.8% of the 1,413 individuals sentenced for **sexual abuse** were convicted of an offense carrying a mandatory minimum penalty;
 - 95.6% remained subject to the mandatory minimum penalty at sentencing.
 - Their average sentence was 262 months; 159 months with relief.
- 67.1% of the 1,366 individuals sentenced for **child pornography** were convicted of an offense carrying a mandatory minimum penalty;
 - 97.6% remained subject to the mandatory minimum penalty at sentencing.
 - Their average sentence was 144 months; 99 months with relief.

Average Sentence by Drug Type⁵ (months)



Average Guideline Minimum and Average Sentence (months)



¹ Cases with incomplete sentencing information were excluded from the analysis.

² See 18 U.S.C. § 3553(f).

³ See 18 U.S.C. § 3553(e).

⁴ Convicted of an offense under 18 U.S.C. § 1028A.

⁵ The 'Fentanyl' category includes both Fentanyl (N-phenyl-N-[1-(2-phenylethyl)-4-piperidinyl] Propanamide) and Fentanyl Analogue.