



Quick Facts

▶ THERE WERE 67,742 CASES REPORTED TO THE UNITED STATES SENTENCING COMMISSION IN FISCAL YEAR 2016.


▶ OF THESE CASES, 281 INVOLVED BRIBERY OF OR BY PUBLIC OFFICIALS.

▶ THESE OFFENDERS ARE SENTENCED UNDER SECTIONS 2C1.1 AND 2C1.2 OF THE U.S. SENTENCING COMMISSION'S *GUIDELINES MANUAL*.

Bribery Involving Public Officials¹

In fiscal year 2016, there were 281 bribery offenders who accounted for 0.5%² of all offenders sentenced under the guidelines. The number of bribery offenders has decreased during the last five years.

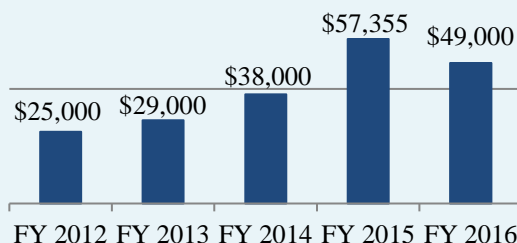
Number of Bribery Offenders



Top Five Districts Bribery Offenders FY 2016

Southern District of Florida (N=19)
Eastern District of Michigan (N=19)
District of New Jersey (N=15)
Southern District of New York (N=15)
District of Maryland (N=14)

Median Monetary Value Associated with Bribery Offenses



¹ Bribery involving public officials offenses include cases with complete guideline application information in which the offender was sentenced under §2C1.1 (Offering, Giving, Soliciting, or Receiving a Bribe; Extortion Under Color of Official Right; Fraud Involving the Deprivation of the Intangible Right to Honest Services of Public Officials; Conspiracy to Defraud by Interference with Government Functions), or §2C1.2 (Offering, Giving, Soliciting, or Receiving a Gratuity) using a Guidelines Manual in effect on November 1, 2004 or later.

² Of the 67,742 offenders sentenced in fiscal year 2016, 5,784 were excluded from this analysis due to incomplete guideline application information.

Offender and Offense Characteristics

- In fiscal year 2016, the majority of bribery offenders were male (81.9%).
- More than one-third were White (35.7%) followed by Black (33.9%), Hispanic (18.9%), and Other Races (11.4%).
- The average age of these offenders at sentencing was 49 years.
- These offenses were committed mostly by United States citizens (94.3%) compared to non-citizens (5.7%).
- The majority of bribery offenders had little or no prior criminal history (94.3% of these offenders were assigned to Criminal History Category I).
- The median monetary value associated with the bribery was \$49,000.
 - ◆ 89.0% of bribery offenses involved less than \$1.5 million;
 - ◆ 30.8% of bribery offenses involved \$15,000 or less.
- Over one-half of bribery offenders were public officials (58.4%).
- Sentences for bribery offenders were increased for:
 - ◆ 79.0% of offenders because the offense involved multiple bribes;
 - ◆ 53.7% of offenders because the offense involved an elected or high-level public official;
 - ◆ 3.6% of offenders for being a public official and facilitating entry into the United States, or the obtainment of immigration or identification documents;
 - ◆ 7.5% of offenders for having a leadership or supervisory role in the offense; and
 - ◆ 5.7% of offenders for obstructing or impeding the administration of justice.
- Sentences for bribery offenders were decreased for:
 - ◆ 3.6% of offenders because they were a minor or minimal participant in the offense.

Punishment

- Over three-quarters of bribery offenders were sentenced to imprisonment (78.3%).
- The average sentence length for bribery offenders was 24 months.

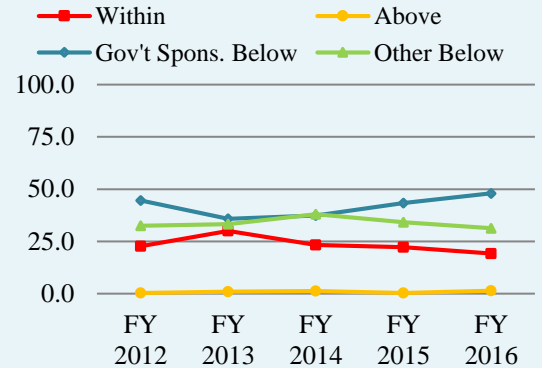
Quick Facts

Bribery Involving Public Officials¹

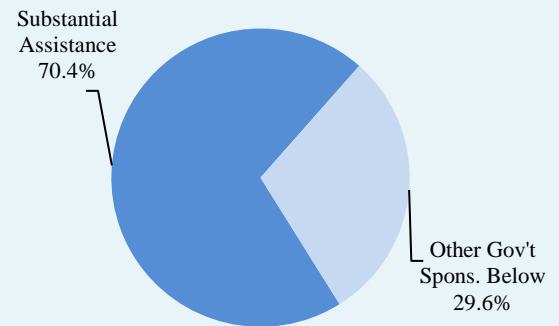
Sentences Relative to the Guideline Range

- During the past five years, the rate of within range sentences for bribery offenses has decreased (from 22.7% in fiscal year 2012 to 19.2% in fiscal year 2016).
- The rate of government sponsored below range sentences for bribery offenses increased during the past five years (from 44.5% in fiscal year 2012 to 48.0% in fiscal year 2016).
 - ◆ Substantial assistance departures were granted in approximately 28 to 38 percent of bribery cases in each of the past five years.
 - ◇ These offenders received an average reduction of 64.7% in their sentence during the five year time period (which corresponds to an average reduction of 30 months).
 - ◆ Other government sponsored departures were granted in approximately six to 14 percent of bribery cases in each of the past five years.
 - ◇ These offenders received an average reduction of 56.4% in their sentence during the five year time period (which corresponds to an average reduction of 26 months).
- The rate of non-government sponsored below range sentences varied during the past five years (from 32.5% of bribery cases in fiscal year 2012 to 31.3% in fiscal year 2016).
 - ◆ Reductions for non-government sponsored below range sentences were smaller than in cases in which the government sponsored a below range sentence, with an average reduction of 52.2% during the five year time period (which corresponds to an average reduction of 22 months).
- Both the average guideline minimum and the average sentence for bribery offenders varied during the past five years.
 - ◆ The average guideline minimum ranged between 41 months and 49 months during that time period;
 - ◆ The average sentence imposed ranged between 24 months and 30 months during that time period.

Sentence Relative to the Guideline Range



Government Sponsored Below Range Sentences FY 2016



Average Sentence and Average Guideline Minimum (in months)

