

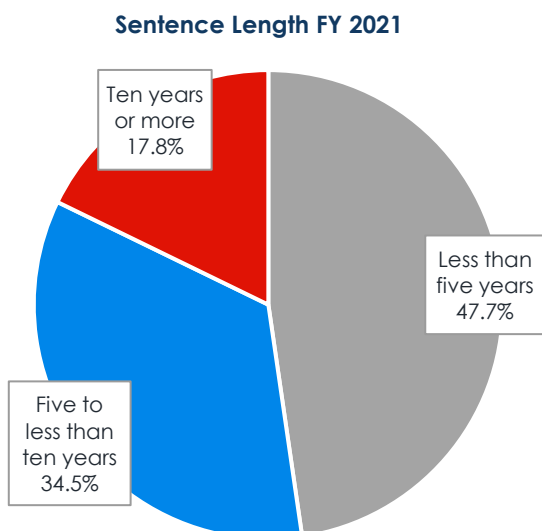
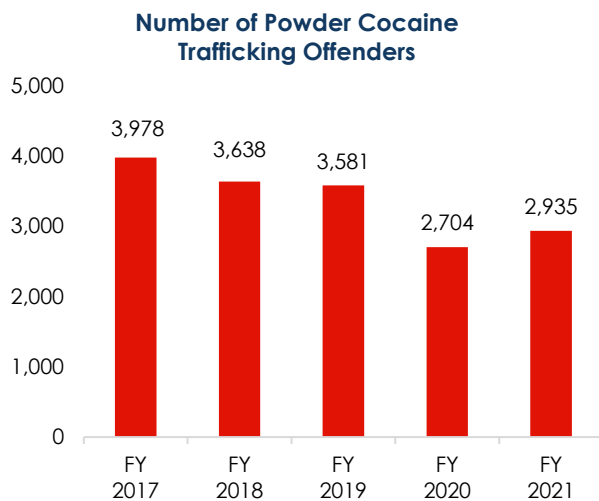


Quick Facts

— Powder Cocaine Trafficking Offenses —

Fiscal Year 2021

- ▶ IN FY 2021, 57,287 CASES WERE REPORTED TO THE U. S. SENTENCING COMMISSION.
- ▶ 17,692 CASES INVOLVED DRUGS.¹
- ▶ 17,520 INVOLVED DRUG TRAFFICKING.²
- ▶ 16.7% OF DRUG TRAFFICKING CASES INVOLVED POWDER COCAINE.
- ▶ POWDER COCAINE TRAFFICKING OFFENDERS HAVE DECREASED BY 26.2% SINCE FY 2017.



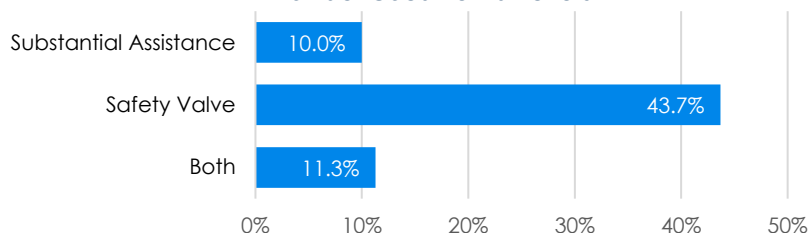
Offender and Offense Characteristics³

- 90.0% of powder cocaine trafficking offenders were men.
- 66.9% were Hispanic, 25.0% were Black, 6.9% were White, and 1.2% were Other races.
- Their average age was 38 years.
- 67.2% were United States citizens.
- 63.5% had little or no prior criminal history (Criminal History Category I); 3.4% were career offenders (§4B1.1).
- The median base offense level in these cases was 30, corresponding to between five and 15 kilograms of powder cocaine.
- Sentences were increased for:
 - ◆ possessing a weapon (21.7%);
 - ◆ having a leadership or supervisory role in the offense (9.3%).
- Sentences were decreased for:
 - ◆ minor or minimal participation in the offense (16.9%);
 - ◆ meeting the safety valve criteria in the sentencing guidelines (45.5%).
- The top five districts for powder cocaine trafficking offenders were:
 - ◆ District of Puerto Rico (353);
 - ◆ Southern District of Texas (320);
 - ◆ Middle District of Florida (247);
 - ◆ Southern District of Florida (159);
 - ◆ Western District of Texas (146).

Punishment

- The average sentence for powder cocaine trafficking offenders was 68 months.
- 97.3% were sentenced to prison.
- 74.2% were convicted of an offense carrying a mandatory minimum penalty; of those offenders, 65.0% were relieved of that penalty.

Means of Relief from Mandatory Minimum Penalty for Powder Cocaine Traffickers





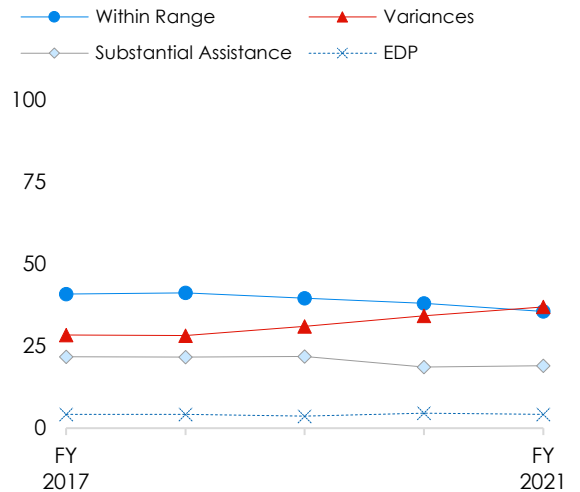
www.ussc.gov
pubaffairs@ussc.gov
@theusscgov

— Powder Cocaine Trafficking Offenses —

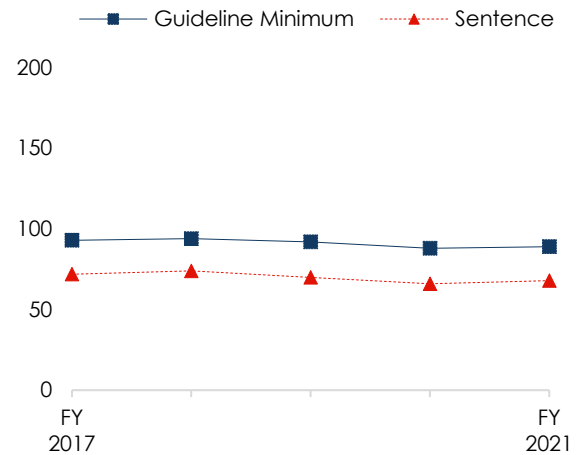
Sentences Relative to the Guideline Range

- Of the 63.1% of powder cocaine trafficking offenders sentenced under the *Guidelines Manual*:
 - 56.3% were sentenced within the guideline range.
 - 30.1% received a substantial assistance departure.
 - Their average sentence reduction was 48.5%.
 - 6.6% received an Early Disposition Program (EDP) departure.⁴
 - Their average sentence reduction was 63.2%.
- 36.9% received a variance; of those offenders:
 - 95.4% received a downward variance.
 - Their average sentence reduction was 36.2%.
 - 4.6% received an upward variance.
 - Their average sentence increase was 55.2%.
- The average guideline minimum and average sentence imposed fluctuated over the past five years.
 - The average guideline minimum increased and decreased throughout the fiscal years. The average guideline minimum was 93 months in fiscal year 2017 and 89 months in fiscal year 2021.
 - The average sentence imposed increased and decreased throughout the fiscal years. The average sentence was 72 months in fiscal year 2017 and 68 months in fiscal year 2021.

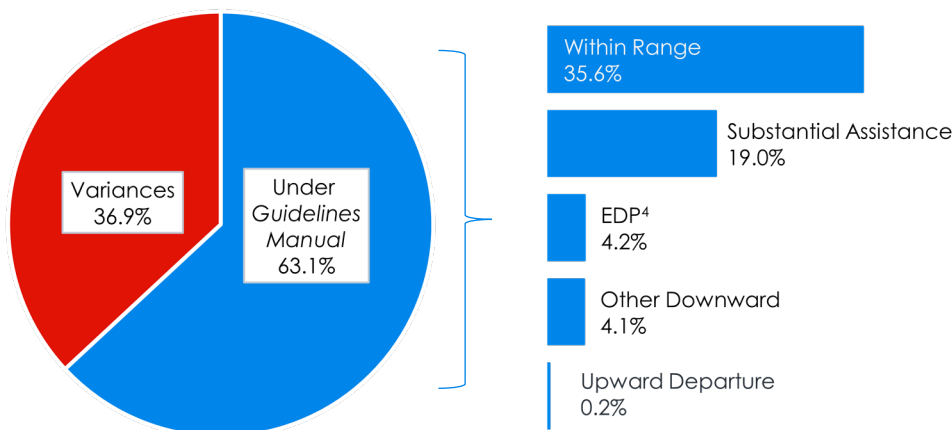
Sentence Relative to the Guideline Range (%)



Average Guideline Minimum and Average Sentence (months)



Sentence Imposed Relative to the Guideline Range FY 2021



¹ Drug offenses include cases where offenders were sentenced under USSG Chapter Two, Part D (Drugs). There were 2,940 powder cocaine offenders sentenced under USSG Chapter Two, Part D (Drugs) in FY 2021.

² Drug Trafficking offenders were sentenced under USSG §§2D1.1 (Drug Trafficking), 2D1.2 (Protected Locations), 2D1.5 (Continuing Criminal Enterprise), 2D1.6 (Use of a Communication Facility), 2D1.8 (Rent/Manage Drug Establishment), 2D1.10 (Endangering Human Life), or 2D1.14 (Narco-Terrorism).

³ Cases with incomplete sentencing information were excluded from the analysis.

⁴ "Early Disposition Program (or EDP) departures" are departures where the government sought a sentence below the guideline range because the defendant participated in the government's Early Disposition Program, through which cases are resolved in an expedited manner. See USSG §5K3.1.

SOURCE: United States Sentencing Commission, FY 2017 through FY 2021 Datafiles, USSCFY17-USSCFY21.