



QuickFacts

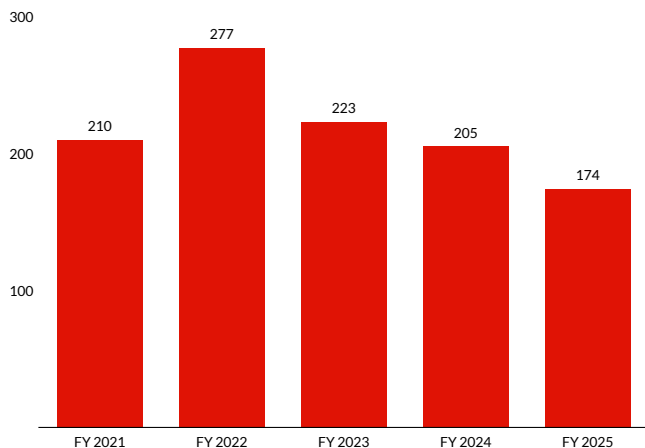
Oxycodone Trafficking

Population Snapshot

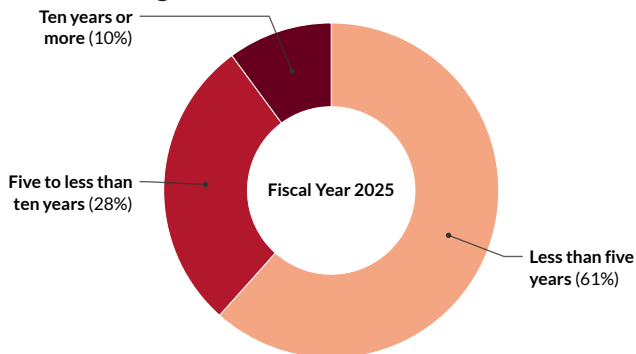
66,662 cases were reported in FY25;
16,234 involved drugs,¹
16,144 involved drug trafficking.²

1% of such cases involved oxycodone, down 17% since FY21.

Number of Oxycodone Trafficking Offenses



Sentence Length³



Individual and Offense Characteristics

76% of individuals sentenced for oxycodone trafficking were men.

36% were White, 36% were Black, 24% were Hispanic, and 3% were Other races.

Their average age was 43 years.

99% were United States citizens.

61% had little or no prior criminal history (Criminal History Category I); 2% were individuals sentenced under the career offender guideline (§4B1.1).

The median base offense level in these cases was 26, corresponding to between 1,990 and 3,483 30-milligram instant release pills of oxycodone.

Sentences were increased for:

- possessing a weapon (27%);
- a leadership or supervisory role in the offense (16%).

Sentences were decreased for:

- minor or minimal participation in the offense (10%);
- meeting the safety valve criteria in the sentencing guidelines (29%).

The top five districts for oxycodone trafficking offenses were:

- Southern District of New York (19);
- District of Maryland (14);
- District of New Jersey (11);
- Eastern District of New York (9);
- Eastern District of Kentucky (9).

Punishment

The average sentence for individuals trafficking oxycodone was 55 months.

87% were sentenced to prison.

Oxycodone trafficking does not carry a mandatory minimum penalty.



QuickFacts

Oxycodone Trafficking

Sentences Relative to the Guideline Range

46% of sentences for oxycodone trafficking were under the *Guidelines Manual*.

- 14% were within the guideline range.
- 26% were substantial assistance departures.
 - *The average sentence reduction was 68%.*
- 1% were Early Disposition Program (EDP) departures.^{4,5}
- 5% were some other downward departure.
 - *The average sentence reduction was 49%.*
- 1% were upward departures.

54% of sentences for oxycodone trafficking were variances.

- 52% were downward variances.
 - *The average sentence reduction was 48%.*
- 2% were upward variances.
 - *The average sentence increase was 25%.*

The average guideline minimum and average sentence have increased over the past five years.

- The average guideline minimum increased from 74 months in fiscal year 2021 to 93 months in fiscal year 2025.
- The average sentence increased from 42 months in fiscal year 2021 to 55 months in fiscal year 2025.

¹ Drug offenses include cases where individuals were sentenced under USSG Chapter Two, Part D (Drugs). There were 182 individuals sentenced for oxycodone offenses under USSG Chapter Two, Part D (Drugs) in FY 2025.

² Individuals sentenced for drug trafficking were sentenced under USSG §§2D1.1 (Drug Trafficking), 2D1.2 (Protected Locations), 2D1.5 (Continuing Criminal Enterprise), 2D1.6 (Use of a Communication Facility), 2D1.8 (Rent/Manage Drug Establishment), 2D1.10 (Endangering Human Life), or 2D1.14 (Narco-Terrorism).

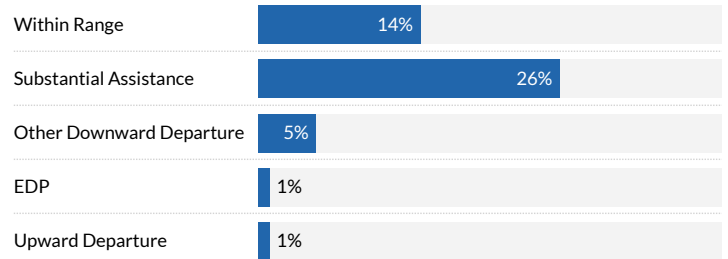
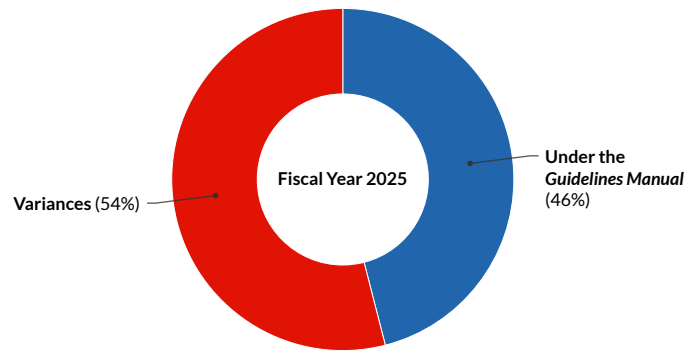
³ Cases with incomplete sentencing information were excluded from the analysis.

⁴ "Early Disposition Program" (or EDP) departures are departures where the government sought a sentence below the guideline range because the defendant participated in the government's Early Disposition Program, through which cases are resolved in an expedited manner. See USSG §5K3.1.

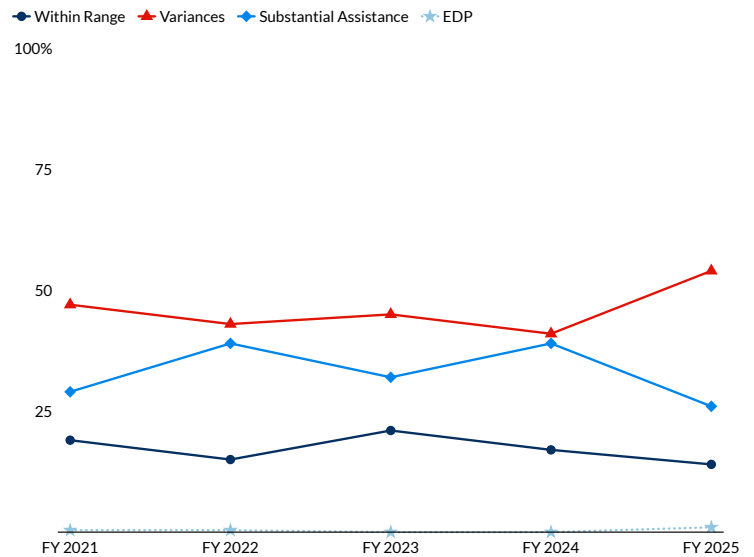
⁵ The Commission does not report the average for categories with fewer than three cases.

SOURCE: United States Sentencing Commission, FY 2021 through FY 2025 Datafiles, USSCFY21-USSCFY25.

Sentences Relative to the Guideline Range



Sentences Relative to the Guideline Range by Fiscal Year



Average Guideline Minimum and Average Sentence (months)

