



QuickFacts

Oxycodone Trafficking

Population Snapshot

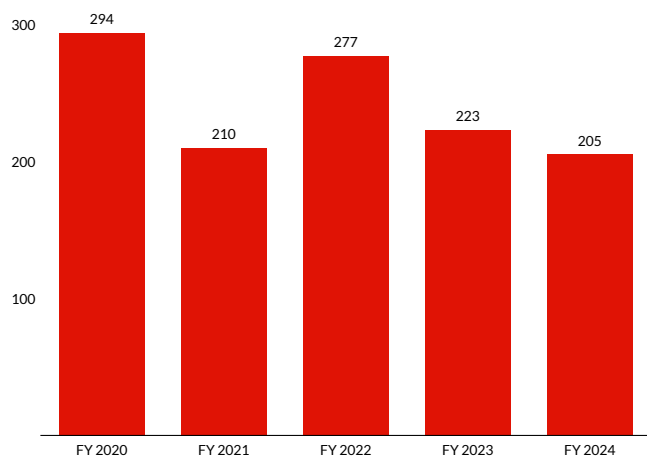
61,678 cases were reported in FY24;

18,150 involved drugs,¹

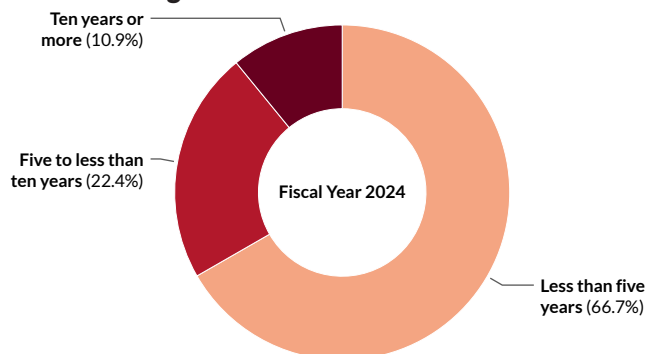
18,029 involved drug trafficking.²

1.1% of such cases involved oxycodone, down 30.3% since FY20.

Number of Oxycodone Trafficking Offenses



Sentence Length³



Individual and Offense Characteristics

73.1% of individuals sentenced for oxycodone trafficking were men.

48.3% were Black, 34.3% were White, 14.4% were Hispanic, and 3.0% were Other races.

Their average age was 44 years.

94.0% were United States citizens.

60.7% had little or no prior criminal history (Criminal History Category I); 4.5% were individuals sentenced under the career offender guideline (§4B1.1).

The median base offense level in these cases was 30, corresponding to between 4,975 and 14,925 30-milligram instant release pills of oxycodone.

Sentences were increased for:

- possessing a weapon (16.1%);
- a leadership or supervisory role in the offense (12.4%).

Sentences were decreased for:

- minor or minimal participation in the offense (10.0%);
- meeting the safety valve criteria in the sentencing guidelines (38.8%).

The top six districts for oxycodone trafficking offenses were:

- Eastern District of Michigan (24);
- District of North Dakota (22);
- Eastern District of Kentucky (14);
- Southern District of Texas (11);
- District of Maryland (10);
- Northern District of Georgia (10).

Punishment

The average sentence for individuals trafficking oxycodone was 50 months.

88.1% were sentenced to prison.

Oxycodone trafficking does not carry a mandatory minimum penalty.



QuickFacts

Oxycodone Trafficking

Sentences Relative to the Guideline Range

59.0% of sentences for oxycodone trafficking were under the *Guidelines Manual*.

- 16.5% were within the guideline range.
- 38.5% were substantial assistance departures.
 - *The average sentence reduction was 65.1%.*
- 0.0% were Early Disposition Program (EDP) departures.⁴
- 3.5% were some other downward departure.
 - *The average sentence reduction was 54.4%.*
- 0.5% were upward departures.⁵

41.0% of sentences for oxycodone trafficking were variances.

- 40.5% were downward variances.
 - *The average sentence reduction was 48.9%.*
- 0.5% were upward variances.⁵

The average guideline minimum has increased while the average sentence imposed has fluctuated over the past five years.

- The average guideline minimum increased from 69 months in fiscal year 2020 to 92 months in fiscal year 2024.
- The average sentence imposed was 39 months in fiscal year 2020 and 50 months in fiscal year 2024.

¹ Drug offenses include cases where individuals were sentenced under USSG Chapter Two, Part D (Drugs). There were 227 individuals sentenced for oxycodone offenses under USSG Chapter Two, Part D (Drugs) in FY 2024.

² Individuals sentenced for drug trafficking were sentenced under USSG §§2D1.1 (Drug Trafficking), 2D1.2 (Protected Locations), 2D1.5 (Continuing Criminal Enterprise), 2D1.6 (Use of a Communication Facility), 2D1.8 (Rent/Manage Drug Establishment), 2D1.10 (Endangering Human Life), or 2D1.14 (Narco-Terrorism).

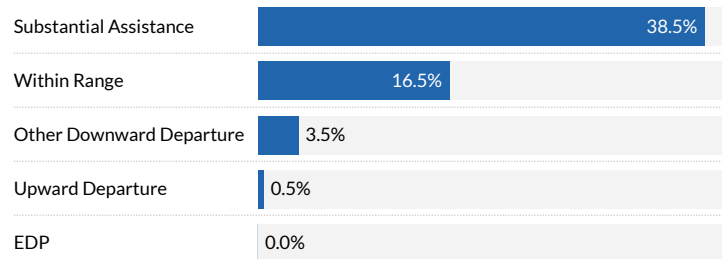
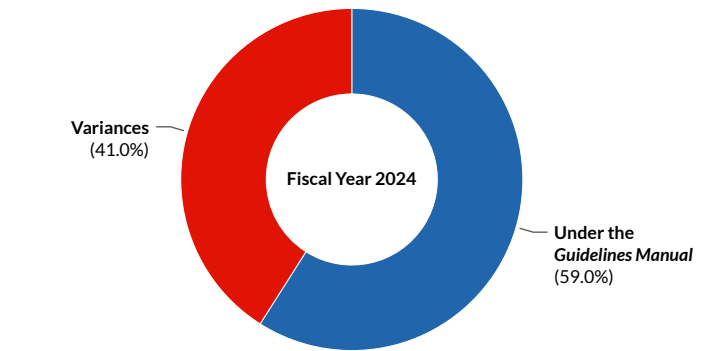
³ Cases with incomplete sentencing information were excluded from the analysis.

⁴ "Early Disposition Program" (or EDP) departures are departures where the government sought a sentence below the guideline range because the defendant participated in the government's Early Disposition Program, through which cases are resolved in an expedited manner. See USSG §5K3.1.

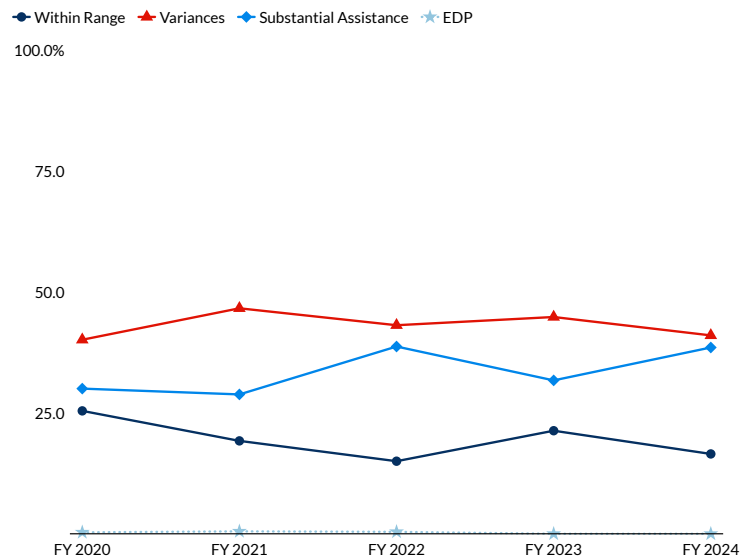
⁵ The Commission does not report the average for categories with fewer than three cases.

SOURCE: United States Sentencing Commission, FY 2020 through FY 2024 Datafiles, USSCFY20-USSCFY24.

Sentences Relative to the Guideline Range



Sentences Relative to the Guideline Range by Fiscal Year



Average Guideline Minimum and Average Sentence (months)

