



QuickFacts

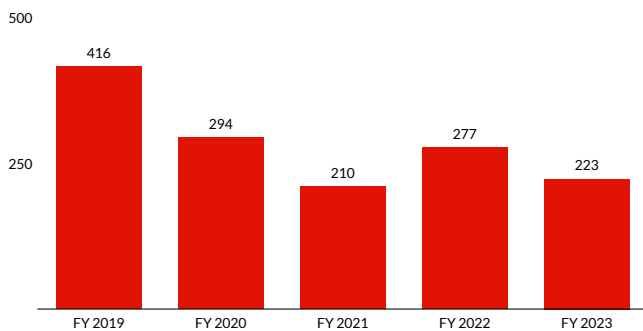
Oxycodone Trafficking

Population Snapshot

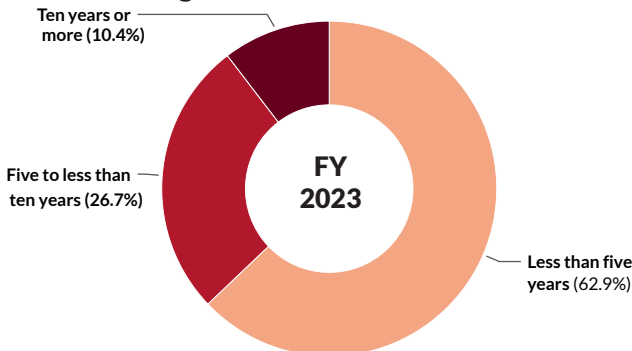
64,124 cases were reported in FY23;
19,066 involved drugs,¹
18,939 involved drug trafficking.²

1.2% of such cases involved oxycodone, down 46.4% since FY 2019.

Number of Oxycodone Trafficking Offenses



Sentence Length³



Individual and Offense Characteristics

76.9% of individuals sentenced for oxycodone trafficking were men.

36.8% were Black, 34.1% were White, 15.5% were Hispanic, and 13.6% were Other races.

Their average age was 45 years.

98.2% were United States citizens.

61.1% had little or no prior criminal history (Criminal History Category I); 1.8% were individuals sentenced under the career offender guideline (§4B1.1).

The median base offense level in these cases was 26, corresponding to between 1,990 and 3,483 30-milligram instant release pills of oxycodone.

Sentences were increased for:

- possessing a weapon (16.7%)
- a leadership or supervisory role in the offense (14.5%).

Sentences were decreased for:

- minor or minimal participation in the offense (6.3%);
- meeting the safety valve criteria in the sentencing guidelines (31.2%).

The top five districts for oxycodone trafficking offenses were:

- District of North Dakota (44);
- Southern District of Florida (14);
- Southern District of Texas (13);
- Southern District of New York (12);
- District of New Jersey (12).

Punishment

The average sentence for individuals sentenced for oxycodone trafficking was 52 months.

88.7% were sentenced to prison.

Oxycodone trafficking does not carry a mandatory minimum penalty.



QuickFacts

Oxycodone Trafficking

Sentences Relative to the Guideline Range

Of the 55.2% of individuals sentenced for oxycodone trafficking under the *Guidelines Manual*:

- 38.5% were sentenced within the guideline range.
- 57.4% received a substantial assistance departure.
 - Their average sentence reduction was 70.3%.
- 0.0% received an Early Disposition Program (EDP) departure.⁴
- 3.3% received some other downward departure.
 - Their average sentence reduction was 54.6%.

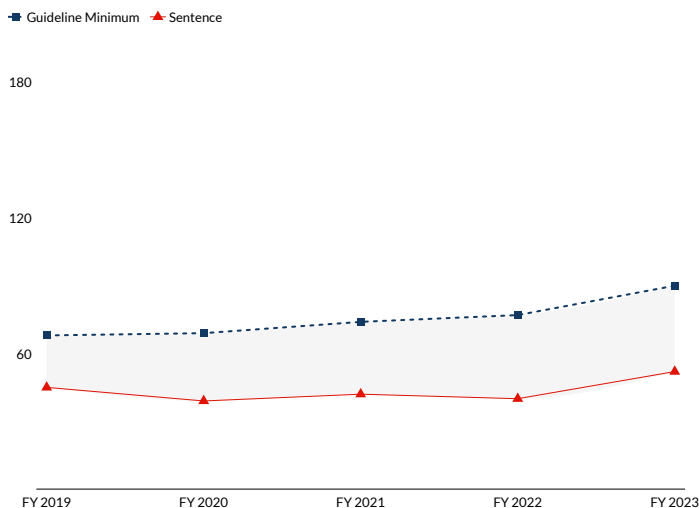
44.8% received a variance; of those individuals:

- 96.0% received a downward variance.
 - Their average sentence reduction was 54.2%.
- 4.0% received an upward variance.
 - Their average sentence increase was 100.2%.

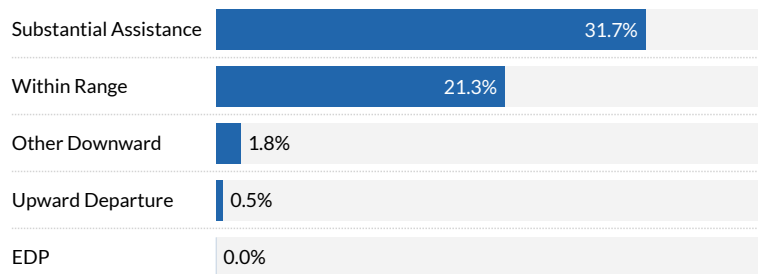
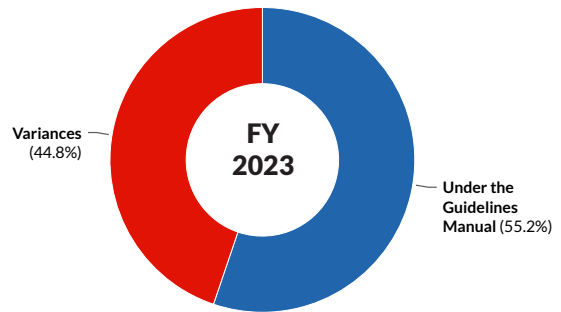
The average guideline minimum increased and average sentence imposed has fluctuated over the past five years.

- The average guideline minimum increased from 68 months in fiscal year 2019 to 90 months in fiscal year 2023.
- The average sentence imposed increased and decreased throughout the fiscal years. The average sentence was 45 months in fiscal year 2019 and 52 months in fiscal year 2023.

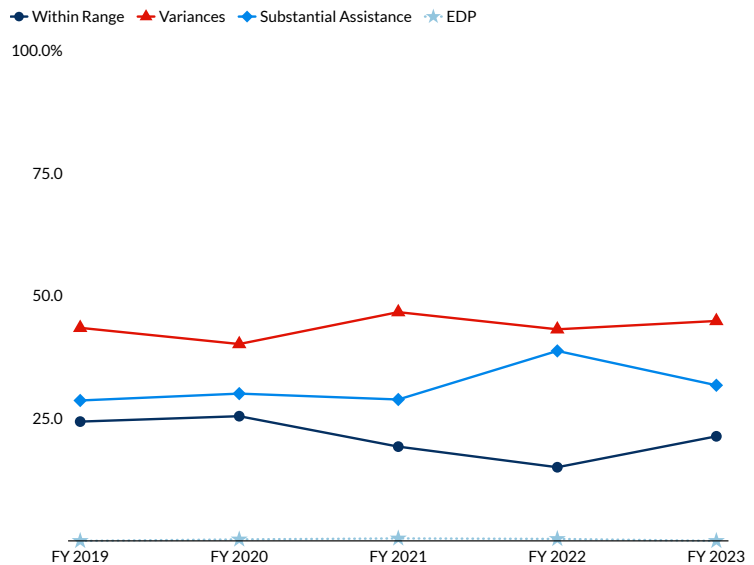
Average Guideline Minimum and Average Sentence (months)



Sentences Relative to the Guideline Range



Sentences Relative to the Guideline Range



¹ Drug offenses include cases where individuals were sentenced under USSG Chapter Two, Part D (Drugs). There were 234 individuals sentenced for oxycodone offenses under USSG Chapter Two, Part D (Drugs) in FY 2023.

² Individuals sentenced for drug trafficking were sentenced under USSG §§2D1.1 (Drug Trafficking), 2D1.2 (Protected Locations), 2D1.5 (Continuing Criminal Enterprise), 2D1.6 (Use of a Communication Facility), 2D1.8 (Rent/Manage Drug Establishment), 2D1.10 (Endangering Human Life), or 2D1.14 (Narco-Terrorism).

³ Cases with incomplete sentencing information were excluded from the analysis.

⁴ "Early Disposition Program" (or EDP) departures are departures where the government sought a sentence below the guideline range because the defendant participated in the government's Early Disposition Program, through which cases are resolved in an expedited manner. See USSG §5K3.1.