



# QuickFacts

## Federally Sentenced Non-U.S. Citizens

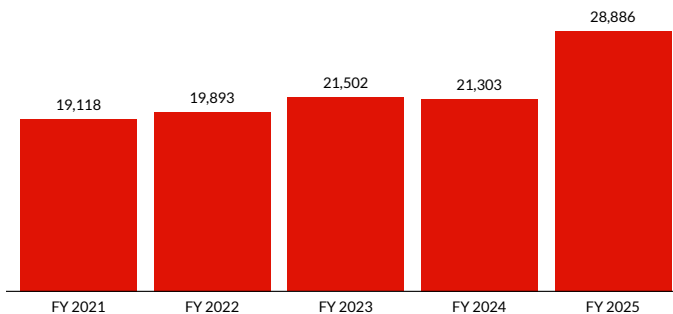
### Population Snapshot

66,662 cases were reported in FY25;

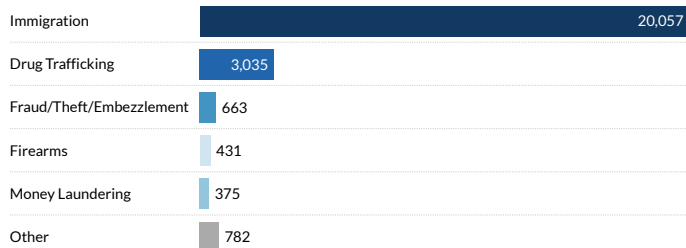
28,886 of these involved non-U.S. citizens.<sup>1</sup>

Non-U.S. citizens accounted for 44% of all individuals sentenced in FY25.

### Number of Federally Sentenced Non-U.S. Citizens



### Most Common Offense Types for Non-U.S. Citizens



### Individual and Offense Characteristics

94% of non-U.S. citizens sentenced in the federal system were men.

95% were Hispanic, 2% were Black, 2% were White, and 2% were Other races.

Their average age was 37 years.

92% were illegal aliens, 6% were legal aliens, 1% were extradited aliens, and 1% were unknown status.

66% were from Mexico, 10% from Honduras, 8% from Guatemala, 3% from El Salvador, 3% the Dominican Republic, and 11% originated from other countries.

The most common guidelines under which non-U.S. citizens were sentenced include: Immigration (79%); Drug Trafficking (12%); Fraud (3%); Firearms (2%); Money Laundering (1%); and Administration of Justice (1%).<sup>2</sup>

59% had little or no prior criminal history (Criminal History Category I);

- 21% were CHC II;
- 13% were CHC III;
- 4% were CHC IV;
- 2% were CHC V;
- 1% were CHC VI.

The top five districts for sentenced non-U.S. citizens were:

- Western District of Texas (7,346);
- Southern District of Texas (4,814);
- District of Arizona (2,576);
- District of New Mexico (2,150);
- Southern District of California (747).

The top five districts where sentenced non-U.S. citizens comprised the highest proportion of the overall caseloads were:

- District of Northern Mariana Islands (82%);
- Western District of Texas (80%);
- District of New Mexico (80%);
- Southern District of Texas (72%);
- District of Arizona (66%).



# QuickFacts

## Federally Sentenced Non-U.S. Citizens

### Punishment

The average sentence for non-U.S. citizens was 21 months.<sup>3</sup>

97% were sentenced to prison.

9% were convicted of an offense carrying a mandatory minimum penalty.

### Sentences Relative to the Guideline Range

79% of sentences for non-U.S. citizens were under the *Guidelines Manual*:

- 63% were within the guideline range.
- 10% were Early Disposition Program (EDP) departures.<sup>4</sup>
  - *The average sentence reduction was 44%.*
- 3% were substantial assistance departures.
  - *The average sentence reduction was 51%.*
- 2% were some other downward departure.
  - *The average sentence reduction was 42%.*
- Less than 1% were upward departures.
  - *The average sentence increase was 106%.*

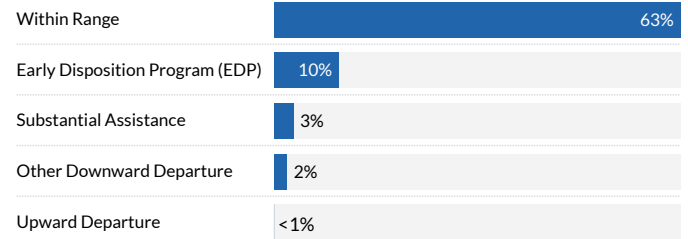
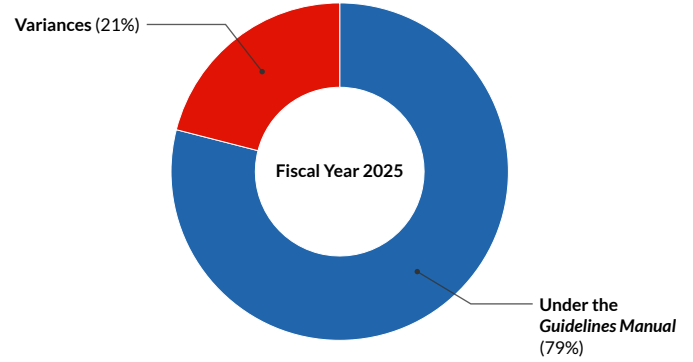
21% of sentences for non-U.S. citizens were variances.

- 15% were downward variances.
  - *The average sentence reduction was 39%.*
- 6% were upward variances.
  - *The average sentence increase was 65%.*

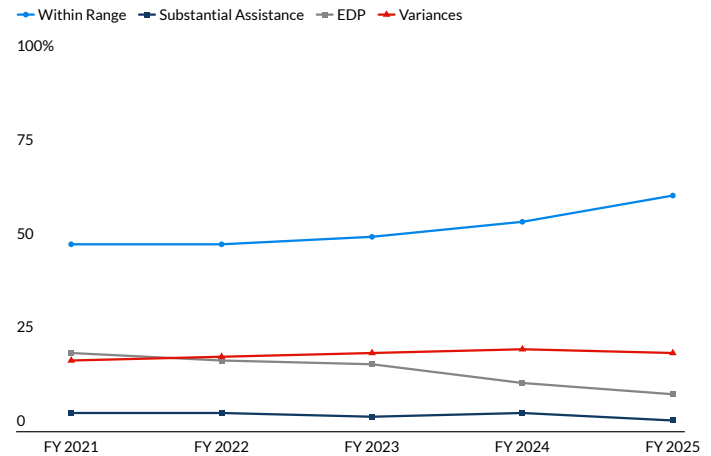
The average guideline minimum and average sentence imposed have fluctuated over the past five years.

- The average guideline minimum was 33 months in fiscal year 2021 and 25 months in fiscal year 2025.
- The average sentence imposed was 25 months in fiscal year 2021 and 21 months in fiscal year 2025.

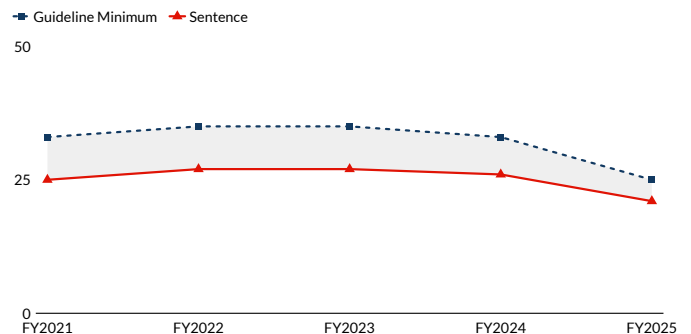
### Sentences Relative to the Guideline Range



### Sentences Relative to the Guideline Range by Fiscal Year



### Average Guideline Minimum and Average Sentence (months)



<sup>1</sup> Cases with incomplete sentencing information were excluded from the analysis.

<sup>2</sup> The most common guidelines under which U.S. citizens were sentenced include: Drug Trafficking (36%); Firearms (21%); Fraud (12%); Immigration (7%); Child Pornography (4%); Sexual Abuse (4%); and Robbery (3%).

<sup>3</sup> The average sentence for U.S. citizens was 71 months.

<sup>4</sup> "Early Disposition Program" (or EDP) departures are departures where the government sought a sentence below the guideline range because the defendant participated in the government's Early Disposition Program, through which cases are resolved in an expedited manner. See USSG §5K3.1.