



# QuickFacts

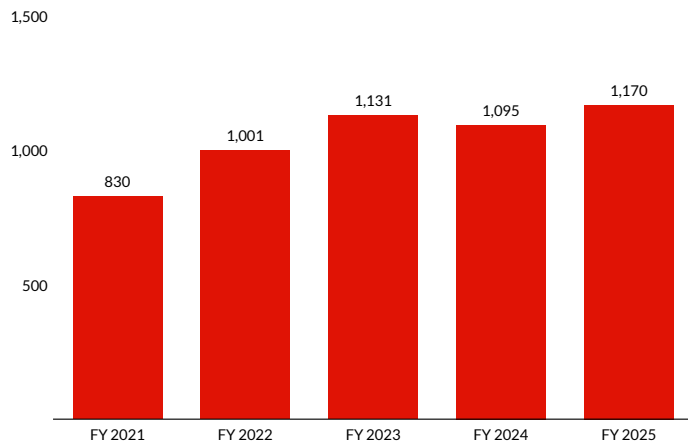
## Money Laundering

### Population Snapshot

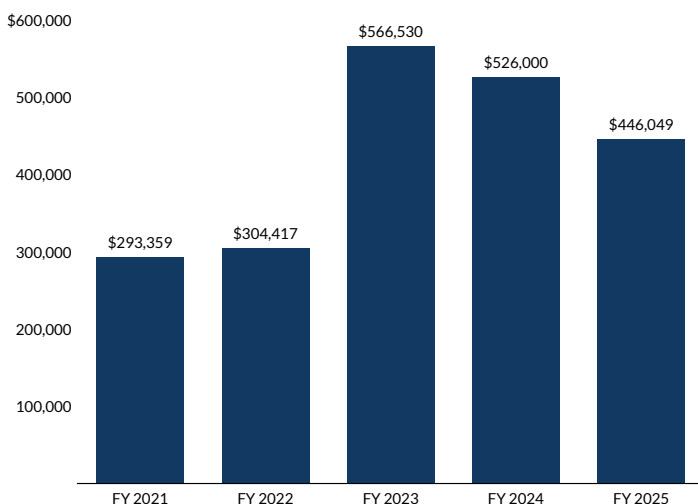
**66,662 cases** were reported in FY25;  
**1,170** involved money laundering.<sup>1</sup>

Money laundering offenses have increased 41% since FY21.

### Number of Money Laundering Offenses



### Median Loss Amounts for Money Laundering Offenses<sup>2</sup>



### Individual and Offense Characteristics

77% of individuals sentenced for money laundering offenses were men.

35% were Hispanic, 29% were Black, 25% were White, and 11% were Other races.

Their average age was 42 years.

75% were United States citizens.

71% had little or no prior criminal history (Criminal History Category I).

The median loss for these offenses was \$446,049;<sup>3</sup>

- Less than 1% involved loss amounts of \$6,500 or less;
- 27% involved loss amounts greater than \$1.5 million.

Sentences were increased for:

- knowing the laundered funds were proceeds of an offense involving a controlled substance, violence, weapons, national security, or the sexual exploitation of a minor (16%);
- a conviction under 18 U.S.C. § 1957 (engaging in monetary transactions in property derived from specified unlawful activity) (15%);
- a conviction under 18 U.S.C. § 1956 (laundering of monetary instruments) (77%);
- the defendant was in the business of money laundering with no underlying conduct (5%);
- sophisticated laundering (11%);
- a leadership or supervisory role in the offense (19%);
- abusing a public position of trust or using a special skill (4%);
- obstructing or impeding the administration of justice (5%).

Sentences were decreased for:

- minor or minimal participation in the offense (10%).

The top five districts for money laundering offenses were:

- Southern District of Florida (75);
- Eastern District of Texas (53);
- Southern District of New York (50);
- Southern District of California (44);
- District of Massachusetts (37).



# QuickFacts

## Money Laundering

### Punishment

The average sentence length for individuals sentenced for money laundering offenses was 69 months.

90% were sentenced to prison.

25% were convicted of an offense carrying a mandatory minimum penalty; 49% of those individuals were relieved of that penalty.

### Sentences Relative to the Guideline Range

55% of sentences for money laundering were under the *Guidelines Manual*.

- 25% were within the guideline range.
- 25% were substantial assistance departures.
  - *The average sentence reduction was 65%.*
- 1% were Early Disposition Program (EDP) Departures.<sup>4</sup>
  - *The average sentence reduction was 61%.*
- 4% were some other downward departure.
  - *The average sentence reduction was 56%.*
- Less than 1% were upward departures.<sup>5</sup>

45% of sentences for money laundering were variances.

- 44% were downward variances.
  - *The average sentence reduction was 45%.*
- 1% were upward variances.
  - *The average sentence increase was 50%.*

The average guideline minimum and average sentence imposed have fluctuated over the past five years.

- The average guideline minimum increased and decreased throughout the fiscal years. The average guideline minimum was 115 months in fiscal year 2021 and 110 months in fiscal year 2025.
- The average sentence imposed increased and decreased throughout the fiscal years. The average sentence was 69 months in fiscal year 2021 and in fiscal year 2025.

<sup>1</sup> Money Laundering offenses include cases in which the individual was sentenced under §251.1 (Laundering of Monetary Instruments; Engaging in Monetary Transactions in Property Derived from Unlawful Activity).

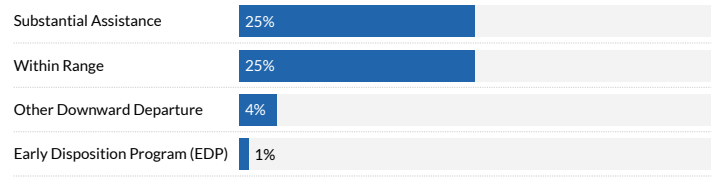
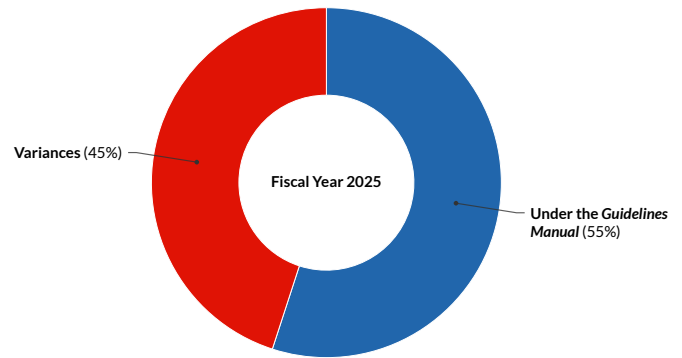
<sup>2</sup> Cases with incomplete sentencing information were excluded from the analysis.

<sup>3</sup> The Loss Table was amended effective November 1, 2015.

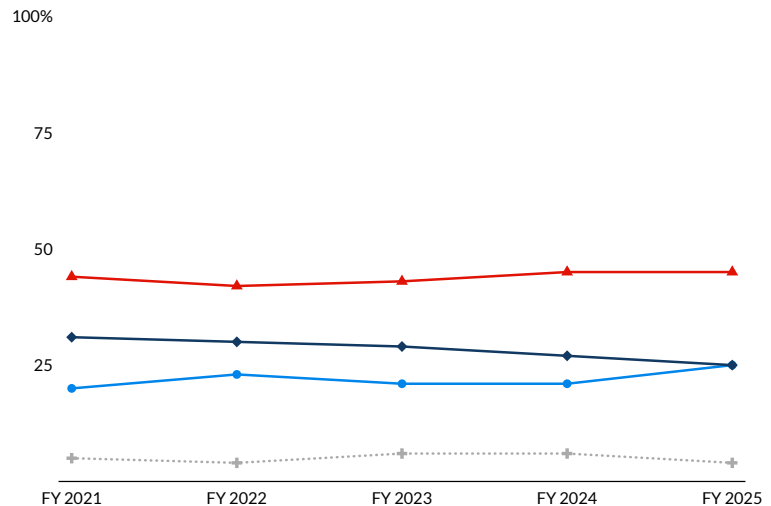
<sup>4</sup> “Early Disposition Program” (or EDP) departures are departures where the government sought a sentence below the guideline range because the defendant participated in the government’s Early Disposition Program, through which cases are resolved in an expedited manner. See USSG §5K3.1.

<sup>5</sup> The Commission does not report the average for categories with fewer than three cases.

### Sentences Relative to the Guideline Range



### Sentences Relative to the Guideline Range by Fiscal Year



### Average Guideline Minimum and Average Sentence (months)

