



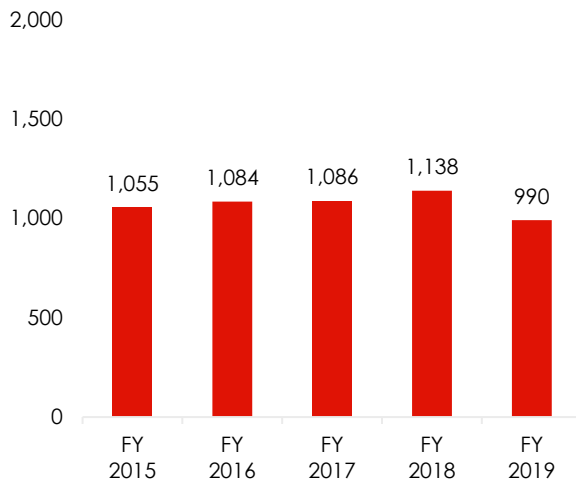
Quick Facts

— Money Laundering Offenses —

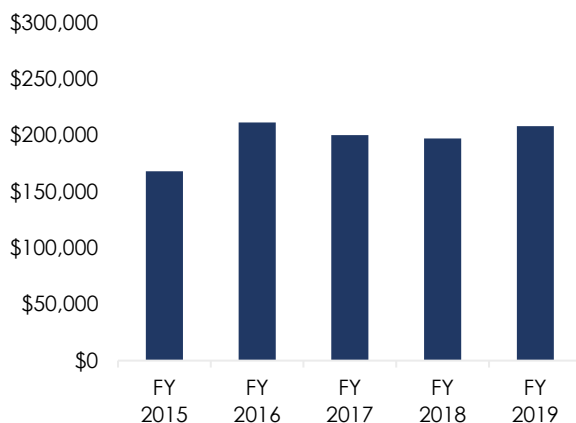
Fiscal Year 2019

- ▶ In FY 2019, 76,538 cases were reported to the U.S. Sentencing Commission.
- ▶ 990 involved money laundering.¹
- ▶ Money laundering offenses have decreased by 13.0% since FY 2018.

Number of Money Laundering Offenders²



Median Loss for Money Laundering Offenses



Offender and Offense Characteristics

- 79.1% of money laundering offenders were men.
- 39.5% were Hispanic, 33.4% were White, 19.6% were Black, and 7.5% were Other races.
- Their average age was 41 years.
- 72.4% were United States citizens.
- 69.9% had little or no prior criminal history (Criminal History Category I).
- The median loss for these offenses was \$208,000.
 - ◆ 42.1% involved loss amounts of \$150,000 or less.³
 - ◆ 83.1% involved loss amounts of \$1.5 million or less.
- Sentences were increased for:
 - ◆ Knowing the laundered funds were proceeds of an offense involving a controlled substance, violence, weapons, national security, or the sexual exploitation of a minor (19.7%);
 - ◆ Sophisticated laundering (7.4%);
 - ◆ A conviction under 18 U.S.C. § 1957 (engaging in monetary transactions in property derived from specified unlawful activity) (11.0%);
 - ◆ A conviction under 18 U.S.C. § 1956 (laundering of monetary instruments) (84.2%);
 - ◆ The defendant was in the business of money laundering with no underlying offense conduct (3.1%);
 - ◆ Leadership or supervisory role in the offense (20.0%); and
 - ◆ Obstructing or impeding the administration of justice (4.9%).
- Sentences were decreased for:
 - ◆ Minor or minimal participation in the offense (11.5%).
- The top five districts for money laundering offenders were:
 - ◆ Southern District of Florida (71);
 - ◆ Southern District of Texas (49);
 - ◆ District of Arizona (41);
 - ◆ Southern District of New York (41); and
 - ◆ Central District of California (32).

Punishment

- The average sentence for money laundering offenders was 70 months.
- 91.1% of were sentenced to prison.
- 32.1% were convicted of an offense carrying a mandatory minimum penalty; of those, 56.5% were relieved of that penalty.

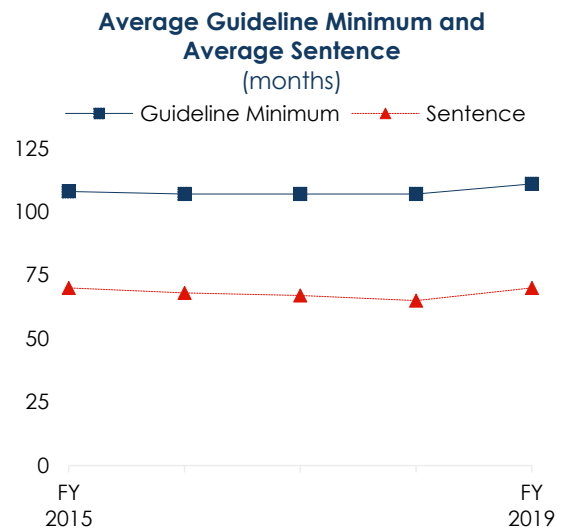
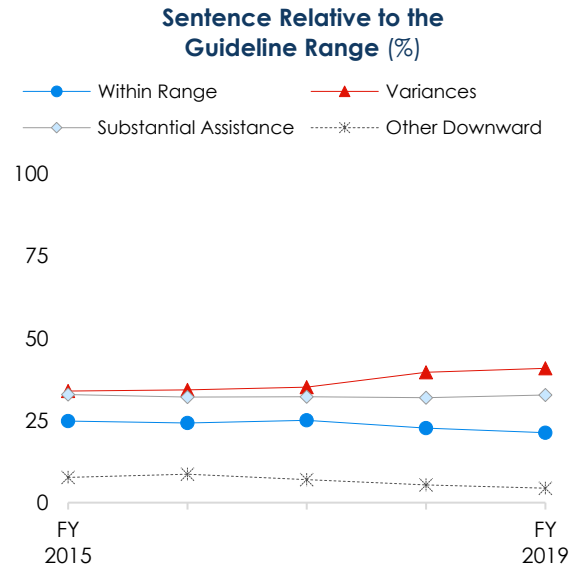


www.ussc.gov
pubaffairs@ussc.gov
@theusscgov

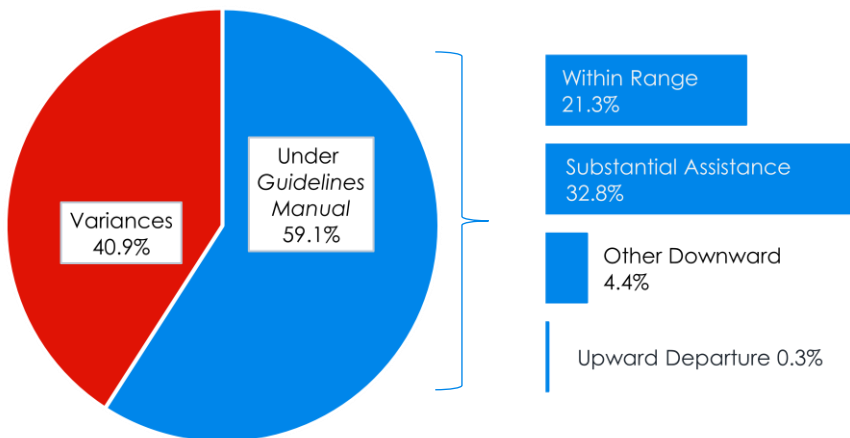
— Money Laundering Offenses —

Sentences Relative to the Guideline Range

- Of the 59.1% of money laundering offenders sentenced under the *Guidelines Manual*:
 - ◆ 36.1% were sentenced within the guideline range.
 - ◆ 55.5% received a substantial assistance departure.
 - ◇ Their average sentence reduction was 56.0%.
 - ◆ 7.4% received some other downward departure.
 - ◇ Their average sentence reduction was 62.7%.
- 40.9% received a variance; of those offenders:
 - ◆ 98.2% received a downward variance.
 - ◇ Their average sentence reduction was 45.2%.
 - ◆ 1.8% received an upward variance.
 - ◇ Their average sentence increase was 41.7%.
- The average guideline minimum has increased slightly over the past five years while the average sentence imposed has remained relatively steady.
 - ◆ The average guideline minimum increased from 108 months in fiscal year 2015 to 111 months in fiscal year 2019.
 - ◆ The average sentence imposed was 70 months in fiscal year 2015 and in fiscal year 2019.



Sentence Imposed Relative to the Guideline Range FY 2019



1 Money Laundering offenses include cases in which the offender was sentenced under §2S1.1 (Laundering of Monetary Instruments; Engaging in Monetary Transactions in Property Derived from Unlawful Activity).

2 Cases with incomplete sentencing information were excluded from the analysis.

3 The Loss Table was amended effective November 1, 2001 and November 1, 2015.