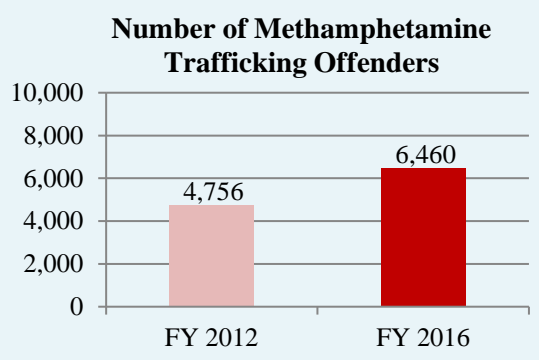




# Quick Facts

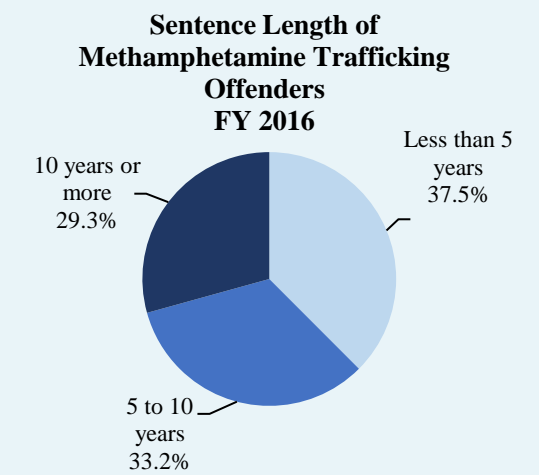
- ▶ THERE WERE 67,742 CASES REPORTED TO THE UNITED STATES SENTENCING COMMISSION IN FISCAL YEAR 2016.
- ▶ OF THESE CASES, 19,222 INVOLVED DRUG TRAFFICKING.<sup>1</sup>
- ▶ 33.6% OF DRUG TRAFFICKING OFFENSES INVOLVED METHAMPHETAMINE.

## Methamphetamine Trafficking Offenses



**Top Five Districts Methamphetamine Trafficking Offenders FY 2016**

Southern District of California (N=718)
Western District of Texas (N=447)
Northern District of Texas (N=411)
District of Arizona (N=284)
Eastern District of Texas (N=251)



In fiscal year 2016, there were 6,460 methamphetamine trafficking offenders, who accounted for 33.6% of all offenders sentenced under the drug trafficking guidelines. The number of methamphetamine offenders has increased by 26.4% since fiscal year 2012.

### Offender and Offense Characteristics

- In fiscal year 2016, the majority of methamphetamine trafficking offenders were male (79.7%).
- Just over half of methamphetamine trafficking offenders were Hispanic (50.7%) followed by White (38.5%), Black (6.0%), and Other Races (4.8%).
- The average age of these offenders at sentencing was 36 years.
- Three-quarters of methamphetamine trafficking offenders were United States citizens (75.9%).
- Less than half (44.4%) of methamphetamine trafficking offenders had little or no prior criminal history (*i.e.*, assigned to Criminal History Category I) while 6.4% were Career Offenders (§4B1.1).
- The median base offense level in these cases was 32. This corresponds to a quantity of drugs between 3.3 and 11.0 pounds of methamphetamine.
- Methamphetamine trafficking sentences were increased for:
  - ◆ 21.3% of offenders because the offense involved the possession of a weapon;
  - ◆ 6.3% of offenders for having a leadership or supervisory role in the offense.
- Methamphetamine trafficking sentences were decreased for:
  - ◆ 21.5% of offenders because they were a minor or minimal participant in the offense;
  - ◆ 30.9% of offenders because they met the safety valve criteria in the sentencing guidelines.

### Punishment

- Nearly all methamphetamine trafficking offenders were sentenced to imprisonment (98.0%).
- The average sentence for methamphetamine trafficking offenders was 87 months.
- More than half of all methamphetamine trafficking offenders were convicted of an offense carrying a mandatory minimum penalty (54.9%).
  - ◆ However, almost half (48.1%) of these offenders were not subject to any mandatory minimum penalty at sentencing because:
    - ◇ 25.7% provided the government with substantial assistance in the investigation or prosecution of other offenders, 15.6% were eligible for relief through the statutory safety valve provision, and 6.8% received both forms of relief.

<sup>1</sup> Drug trafficking offenses include cases with complete guideline application information in which the offender was sentenced under USSG §2D1.1 (Drug Trafficking), 2D1.2 (Protected Locations), 2D1.5 (Continuing Criminal Enterprise), 2D1.6 (Use of a Communication Facility), 2D1.8 (Rent/Manage Drug Establishment), 2D1.10 (Endangering Human Life), or 2D1.14 (Narco-Terrorism).

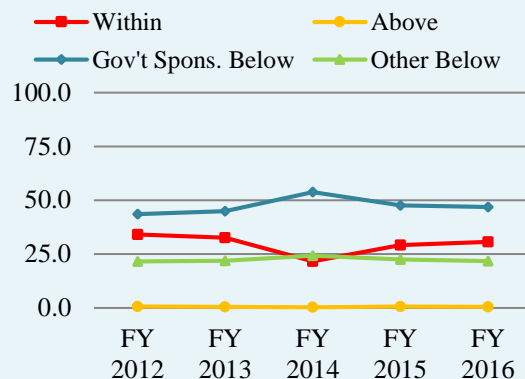
# Quick Facts

## Methamphetamine Trafficking Offenses

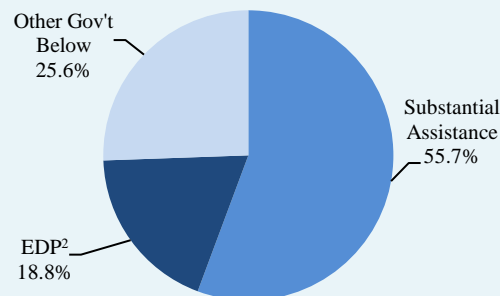
### Sentences Relative to the Guideline Range

- The rate of within range sentences for methamphetamine trafficking offenders fell from fiscal year 2012 through fiscal year 2014 before increasing in fiscal years 2015 and 2016. The within range rate was 30.7% in fiscal year 2016.
- The rate of government sponsored below range sentences for methamphetamine trafficking offenders followed an inverse pattern from within range sentences, with the rate increasing from fiscal year 2012 through fiscal year 2014 before decreasing in each of the past two years. The rate of government sponsored below range sentences was 46.9% in fiscal year 2016.
  - ◆ Substantial assistance departures were granted for approximately one-quarter of offenders in fiscal year 2016 (26.1%).
    - ◇ In fiscal year 2016, these offenders received an average reduction in their sentence of 46.3%.
  - ◆ Early Disposition Program (EDP) departures<sup>2</sup> were granted for a small proportion of methamphetamine trafficking offenders over each of the last five years (8.8% in fiscal year 2016).
    - ◇ In fiscal year 2016, these offenders received an average reduction in their sentence of 56.7%.
  - ◆ The rate of methamphetamine trafficking offenders receiving a below range sentence sponsored by the government for reasons other than substantial assistance or participation in an Early Disposition Program was 12.0% in fiscal year 2016.
    - ◇ In fiscal year 2016, these offenders received an average reduction in their sentence of 39.2%.
- Non-government sponsored below range sentences were granted for just under a quarter of methamphetamine traffickers in each of the last five years (21.8% in fiscal year 2016).
  - ◆ In fiscal year 2016, these offenders received an average reduction in their sentence of 33.0%.
- The average guideline minimum for methamphetamine trafficking offenders has fluctuated slightly between fiscal years 2012 through 2016, while average sentences have generally decreased.
  - ◆ The average guideline minimum was 121 months in fiscal year 2016.
  - ◆ The average sentence imposed decreased from 92 months in fiscal year 2012 to 87 months in fiscal year 2016.

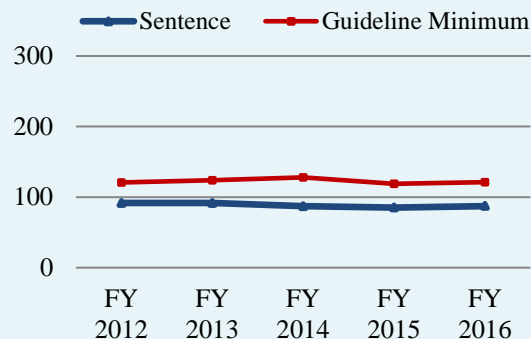
### Sentence Relative to the Guideline Range



### Government Sponsored Below Range Sentences FY 2016



### Average Sentence and Average Guideline Minimum (in months)



<sup>2</sup> "Early Disposition Program (or EDP) departures" are departures where the government sought a sentence below the guideline range because the defendant participated in the government's Early Disposition Program, through which cases are resolved in an expedited manner. See USSG §5K3.1.

