



# QuickFacts

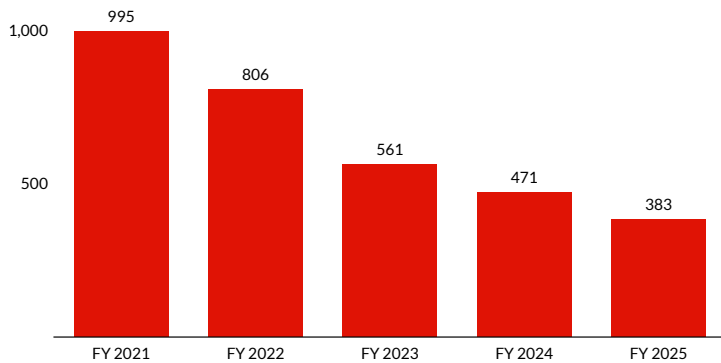
## Marijuana Trafficking

### Population Snapshot

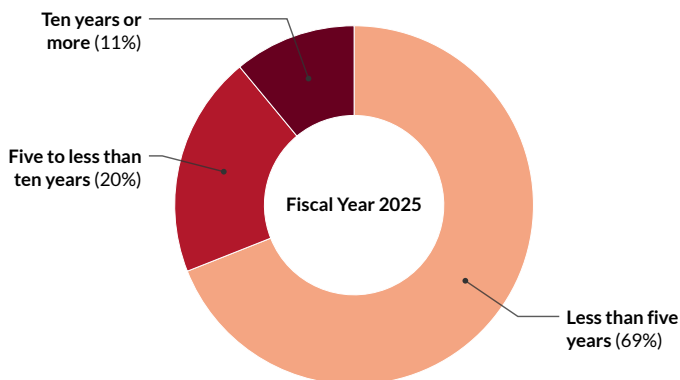
66,662 cases were reported in FY25;  
 16,234 involved drugs,<sup>1</sup>  
 16,144 involved drug trafficking.<sup>2</sup>

2% of such cases involved marijuana, down 62% since FY21.

### Number of Marijuana Trafficking Offenses



### Sentence Length<sup>3</sup>



### Individual and Offense Characteristics

88% of individuals sentenced for marijuana trafficking were men.

42% were Black, 30% were Hispanic, 15% were White, and 12% were Other races.

Their average age was 36 years.

80% were United States citizens.

64% had little or no prior criminal history (Criminal History Category I); 3% were individuals sentenced under the career offender guideline (§4B1.1).

The median base offense level in these cases was 24, corresponding to between 100 and 400 kilograms of marijuana.

Sentences were increased for:

- possessing a weapon (36%);
- a leadership or supervisory role in the offense (11%).

Sentences were decreased for:

- minor or minimal participation in the offense (10%);
- meeting the safety valve criteria in the sentencing guidelines (36%).

The top six districts for marijuana trafficking offenses were:

- Western District of Texas (43);
- Southern District of Texas (38);
- Eastern District of Virginia (27);
- Eastern District of California (19);
- Western District of Louisiana (18);
- Western District of Oklahoma (18).

### Punishment

The average sentence for individuals trafficking marijuana was 44 months.

85% were sentenced to prison.

34% were convicted of an offense carrying a mandatory minimum penalty; 58% of those individuals were relieved of that penalty.

### Means of Relief from Mandatory Minimum Penalty for Marijuana Trafficking

Means of Relief	Percent
Safety Valve	36%
Substantial Assistance	16%
Both	6%



# QuickFacts

## Marijuana Trafficking

### Sentences Relative to the Guideline Range

61% of sentences for marijuana trafficking were under the *Guidelines Manual*.

- 40% were within the guideline range.
- 18% were substantial assistance departures.
  - *The average sentence reduction was 74%.*
- 1% were Early Disposition Program (EDP) departures.<sup>4,5</sup>
- 2% were some other downward departure.
  - *The average sentence reduction was 36%.*
- Less than 1% were upward departures.

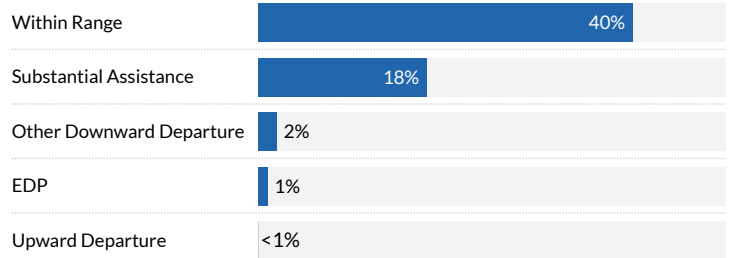
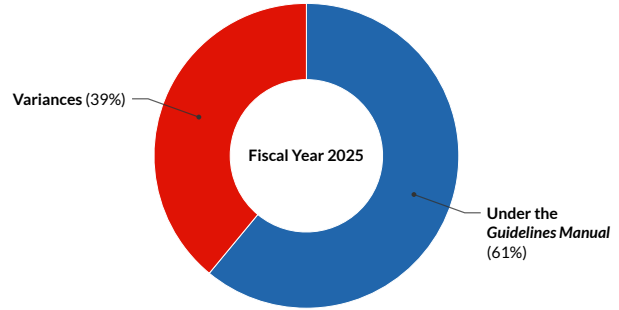
39% of sentences for marijuana trafficking were variances.

- 35% were downward variances.
  - *The average sentence reduction was 53%.*
- 4% were upward variances.
  - *The average sentence increase was 47%.*

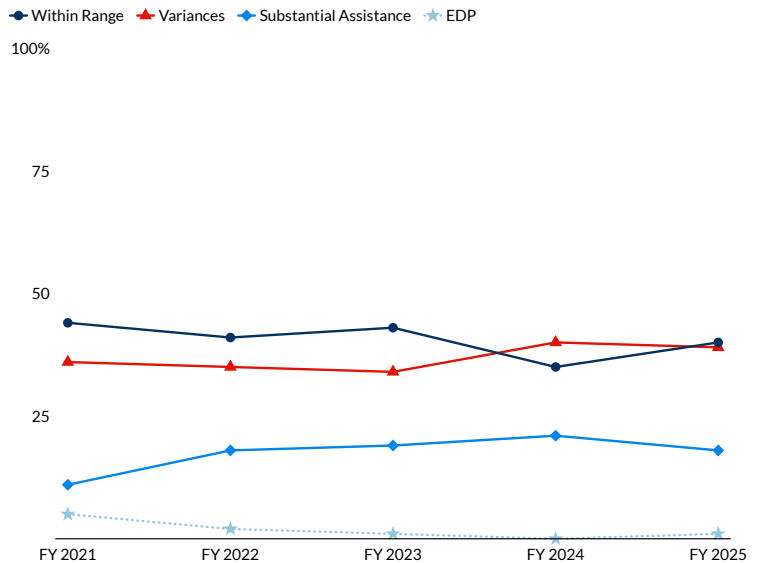
The average guideline minimum and the average sentence imposed have increased over the past five years.

- The average guideline minimum increased from 41 months in fiscal year 2021 to 62 months in fiscal year 2025.
- The average sentence imposed increased from 30 months in fiscal year 2021 to 44 months in fiscal year 2025.

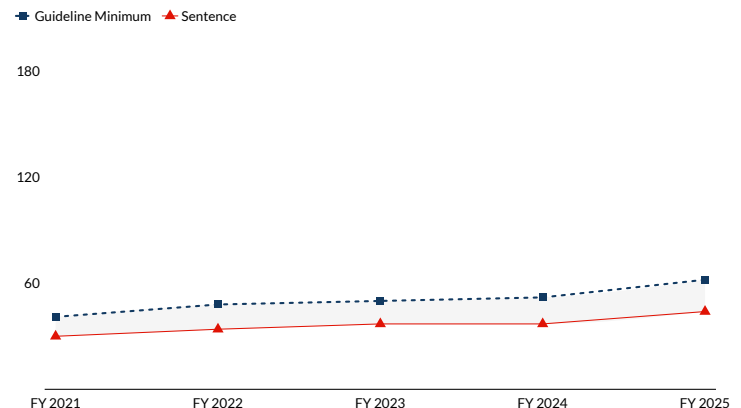
### Sentences Relative to the Guideline Range



### Sentences Relative to the Guideline Range by Fiscal Year



### Average Guideline Minimum and Average Sentence (months)



<sup>1</sup> Drug offenses include cases where individuals were sentenced under USSG Chapter Two, Part D (Drugs). There were 389 individuals sentenced for marijuana offenses under USSG Chapter Two, Part D (Drugs) in FY 2025.

<sup>2</sup> Individuals sentenced for drug trafficking were sentenced under USSG §§2D1.1 (Drug Trafficking), 2D1.2 (Protected Locations), 2D1.5 (Continuing Criminal Enterprise), 2D1.6 (Use of a Communication Facility), 2D1.8 (Rent/Manage Drug Establishment), 2D1.10 (Endangering Human Life), or 2D1.14 (Narco-Terrorism).

<sup>3</sup> Cases with incomplete sentencing information were excluded from the analysis.

<sup>4</sup> "Early Disposition Program" (or EDP) departures are departures where the government sought a sentence below the guideline range because the defendant participated in the government's Early Disposition Program, through which cases are resolved in an expedited manner. See USSG §5K3.1.

<sup>5</sup> The Commission does not report the average for categories with fewer than three cases.