



Quick Facts

Illegal Reentry Offenses

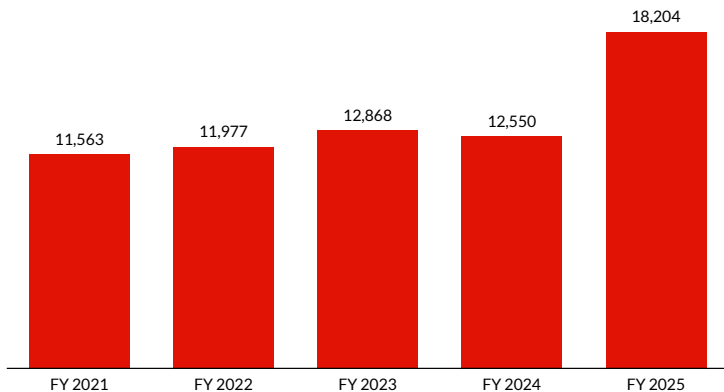
Population Snapshot

66,662 cases were reported in FY25;

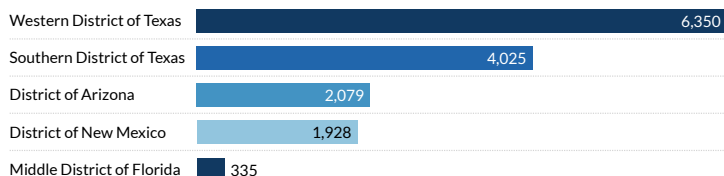
22,743 involved immigration offenses;¹
80% involved illegal reentry.²

Illegal reentry offenses increased by 57% since FY21 and 45% from the previous year.

Number of Illegal Reentry Offenses



Districts with the Most Illegal Reentry Offenses³



Individual and Offense Characteristics

95% of individuals sentenced for illegal reentry were men.

99% were Hispanic, 1% were White, less than 1% percent were Black, and less than 1% percent were Other races.

Their average age was 38 years.

49% had little or no prior criminal history (Criminal History Category I);

- 26% were CHC II;
- 16% were CHC III;
- 5% were CHC IV;
- 3% were CHC V;
- 1% were CHC VI.

For individuals sentenced under the 2016 *Guidelines Manual* or later:

- 25% received sentencing enhancements for a previous illegal entry conviction:
 - 23% for a felony reentry offense;
 - 2% for two or more convictions for misdemeanor illegal entry.
- 30% received sentencing enhancements for a previous felony conviction other than illegal reentry or three misdemeanor drug trafficking/crime of violence convictions:
 - 14% only received an enhancement for a conviction *before* the individual's first deportation;
 - 14% only received an enhancement for a conviction *after* the individual's first deportation;
 - 2% received enhancements for convictions *before and after* the individual's first deportation.
- 70% received no enhancement for a previous non-illegal reentry felony conviction or three misdemeanor drug trafficking/crime of violence convictions.

The top five districts where illegal reentry offenses comprised the highest proportion of their overall caseload were:

- District of New Mexico (72%);
- Western District of Texas (70%);
- Southern District of Texas (61%);
- District of Arizona (54%);
- Middle District of Louisiana (35%).



Quick Facts

Illegal Reentry Offenses

Punishment

The average sentence for individuals sentenced for illegal reentry was 10 months.

97% were sentenced to prison.

Sentences Relative to the Guideline Range

85% of sentences for illegal reentry were under the *Guidelines Manual*.

- 71% were within the guideline range.
- 11% were Early Disposition Program (EDP) departures.⁴
 - *The average sentence reduction was 42%.*
- 2% were some other downward departure.
 - *The average sentence reduction was 41%.*

15% of sentences for illegal reentry were variances.

- 7% were downward variances.
 - *The average sentence reduction was 40%.*
- 7% were upward variances.
 - *The average sentence increase was 65%.*

The average guideline minimum slightly decreased and average sentence imposed remained steady over the past five years.

- The average guideline minimum slightly decreased from 16 months in fiscal year 2021 to 8 months in fiscal year 2025.
- The average sentence imposed was 13 months in fiscal year 2021 and 10 months in fiscal year 2025.

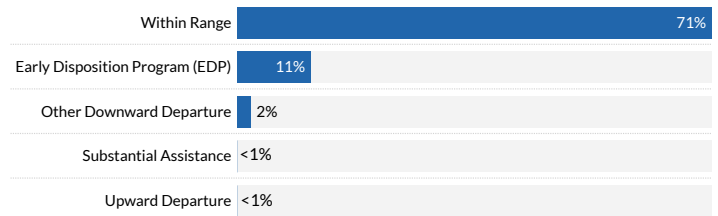
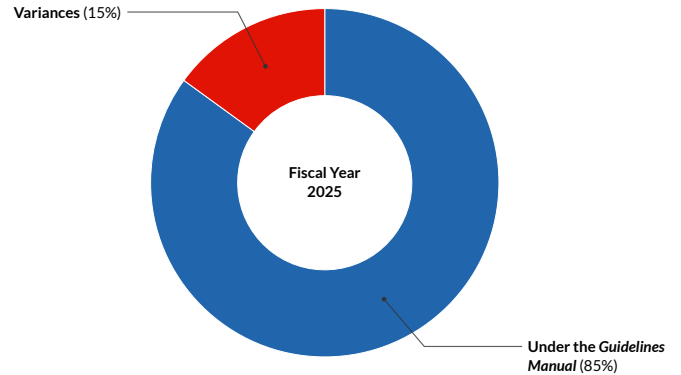
¹ Immigration offenses include cases where individuals were sentenced under USSG §§2L1.1 (Smuggling, Transporting or Harboring an Unlawful Alien), 2L1.2 (Illegal Reentry), 2L2.1 (Trafficking in Documents Relating to Citizenship), 2L2.2 (Fraudulently Acquiring Documents Relating to Citizenship), and 2L2.5 (Failure to Surrender Cancelled Naturalization Certificate).

² Illegal reentry involves cases in which the court applied USSG §2L1.2 as the primary sentencing guideline.

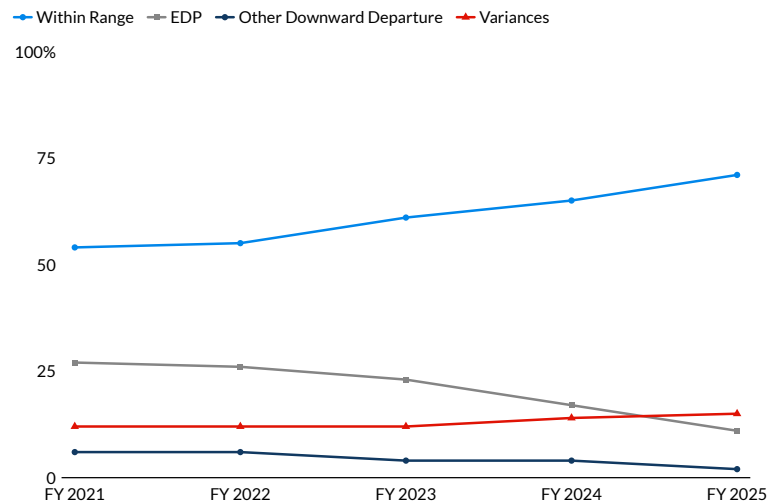
³ Cases with incomplete sentencing information were excluded from the analysis.

⁴ "Early Disposition Program" (or EDP) departures are departures where the government sought a sentence below the guideline range because the defendant participated in the government's Early Disposition Program, through which cases are resolved in an expedited manner. See USSG §5K3.1.

Sentences Relative to the Guideline Range



Sentences Relative to the Guideline Range by Fiscal Year



Average Guideline Minimum and Average Sentence (months)

