



QuickFacts

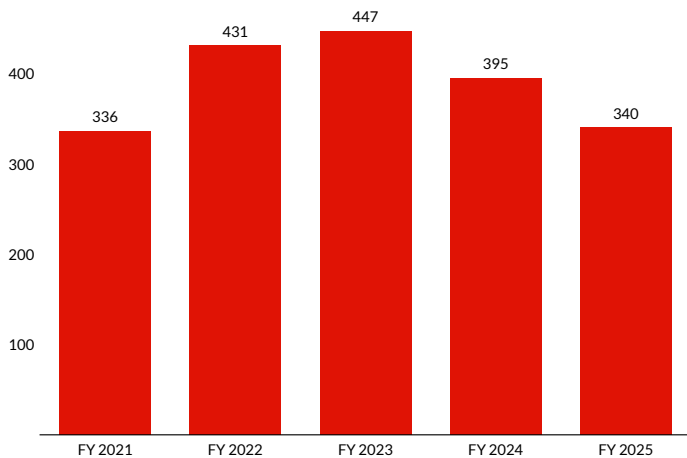
Health Care Fraud

Population Snapshot

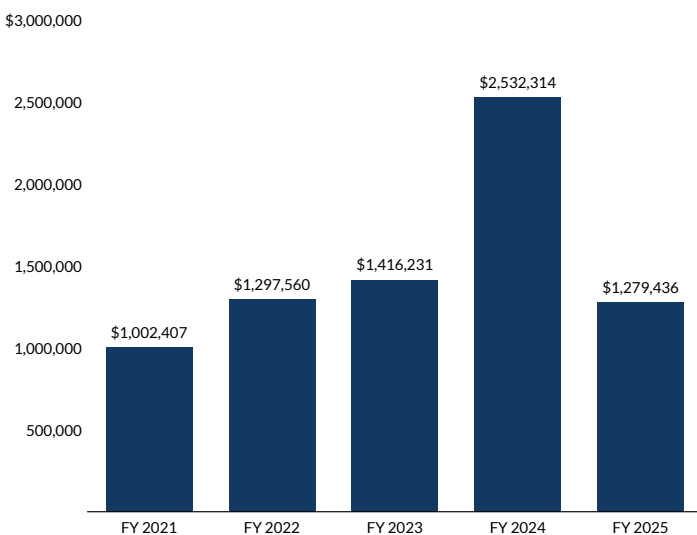
66,662 cases were reported in FY25;
340 involved health care fraud.^{1,2}

Health care fraud offenses
 have increased 1%
 since FY21.

Number of Health Care Fraud Offenses



Median Loss for Health Care Fraud Offenses



Individual and Offense Characteristics

69% of individuals sentenced for health care fraud were men.
 45% were White, 25% were Hispanic, 21% were Black, and 9% were Other races.

Their average age was 52 years.

91% were United States citizens.

91% had little or no prior criminal history (Criminal History Category I).

69% received the adjustment at USSG §4C1.1 for zero criminal history points.

The median loss for these offenses was \$1,279,436;³

- 24% involved loss amounts of less than \$250,000;
- 13% involved loss amounts greater than \$9,500,000.

Sentences were increased for:

- the number of victims or the extent of harm to victims (13%);⁴
- conviction of a federal health care offense and a loss of more than \$1 million (46%);
- using sophisticated means to execute or conceal the offense (12%);
- using an unauthorized means of identification (4%);
- a leadership or supervisory role in the offense (18%);
- abusing a public position of trust or using a special skill (33%);
- obstructing or impeding the administration of justice (5%).

Sentences were decreased for:

- minor or minimal participation in the offense (6%).

The top five districts for health care fraud offenses were:

- District of New Jersey (30);
- Southern District of Florida (30);
- District of Puerto Rico (23);
- Eastern District of Michigan (22);
- Eastern District of New York (20).

Punishment

The average sentence for individuals sentenced for health care fraud was 21 months.

68% were sentenced to prison.

3% were convicted of an offense carrying a mandatory minimum penalty; 56% of those individuals were relieved of that penalty.



QuickFacts

Health Care Fraud

Sentences Relative to the Guideline Range

59% of sentences for health care fraud were under the *Guidelines Manual*.

- 23% were within the guideline range.
- 32% were substantial assistance departures.
 - *The average sentence reduction was 79%.*
- 3% were some other downward departure.
 - *The average sentence reduction was 81%.*

41% of sentences for health care fraud were variances.

- 41% were downward variances.
 - *The average sentence reduction was 59%.*
- 1% were upward variances.⁵

The average guideline minimum and the average sentence have fluctuated over the past five years.

- The average guideline minimum increased and decreased throughout the fiscal years. The average guideline minimum was 53 months in fiscal year 2021 and 42 months in fiscal year 2025.
- The average sentence decreased from 30 months in fiscal year 2021 to 21 months in fiscal year 2025.

¹ Health care fraud includes cases in which the individual was sentenced under §2B1.1 (Larceny, Embezzlement, and Other Forms of Theft; Offenses Involving Stolen Property; Property Damage or Destruction; Fraud and Deceit; Forgery; Offenses Involving Altered or Counterfeit Instruments Other than Counterfeit Bearer Obligations of the United States) using a *Guidelines Manual* in effect on

² Cases with incomplete sentencing information were excluded from the analysis.

³ The Loss Table was amended effective November 1, 2001 and November 1, 2015.

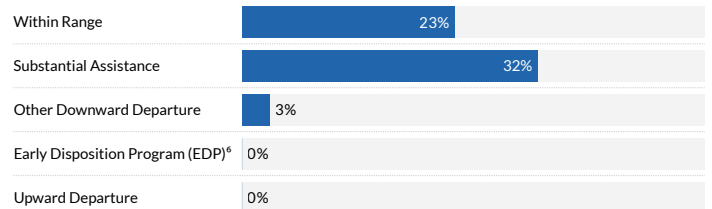
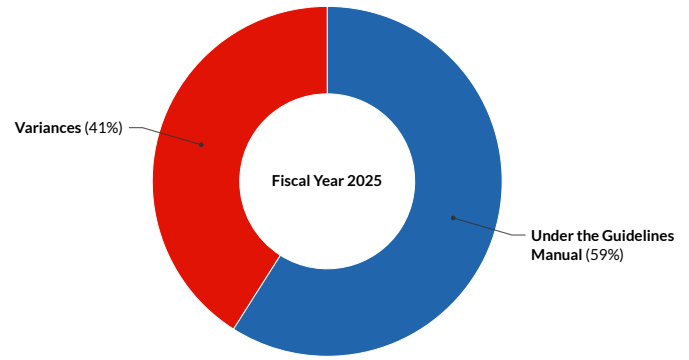
⁴ The Victims Table and Sophisticated Means adjustment were amended effective November 1, 2015.

⁵ The Commission does not report the average for categories with fewer than three cases.

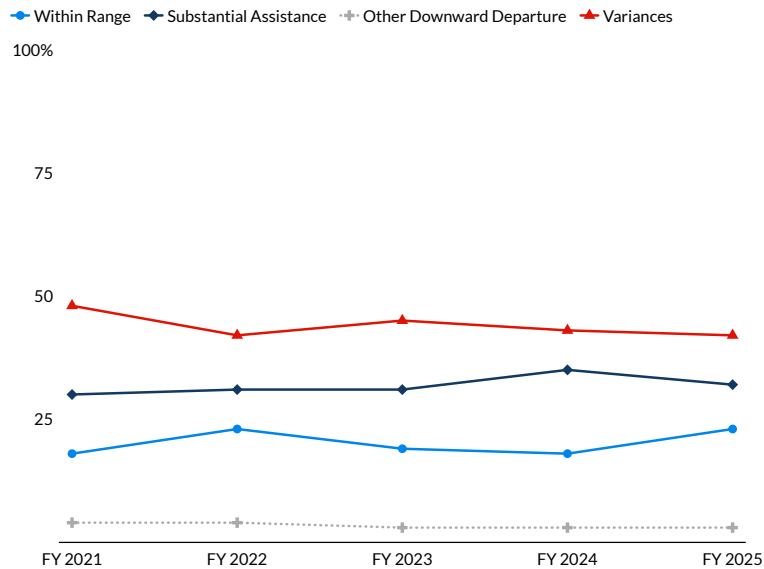
⁶ "Early Disposition Program" (or EDP) departures are departures where the government sought a sentence below the guideline range because the defendant participated in the government's Early Disposition Program, through which cases are resolved in an expedited manner. See USSG §5K3.1.

SOURCE: United States Sentencing Commission, FY 2021 through FY 2025 Datafiles, USSCFY21-USSCFY25.

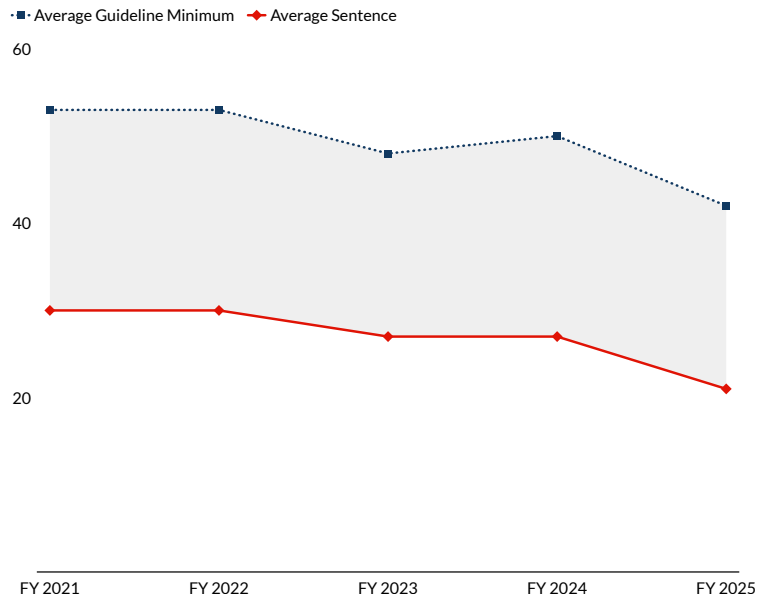
Sentences Relative to the Guideline Range



Sentences Relative to the Guideline Range by Fiscal Year



Average Guideline Minimum and Average Sentence (months)



FY 2021 FY 2022 FY 2023 FY 2024 FY 2025