



# QuickFacts

## Drug Trafficking Offenses

### Population Snapshot

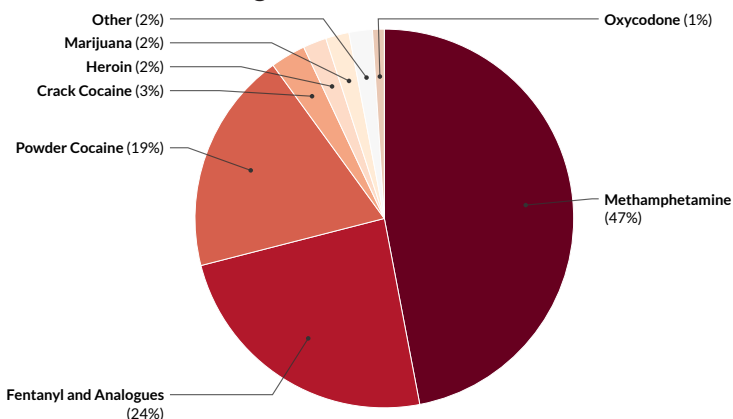
66,662 cases were reported in FY25;

16,234 involved drugs,<sup>1</sup>

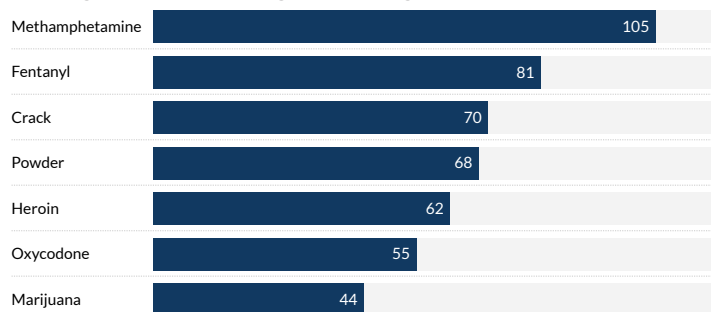
16,144 involved drug trafficking.<sup>2</sup>

Seven drug types account for 98% of drug trafficking offenses.

### Most Common Drugs Trafficked<sup>3</sup>



### Average Sentence Length by Drug Type (months)<sup>4</sup>



### Means of Relief from Mandatory Minimum Penalties



This document was produced and published at U.S. taxpayer expense.

### Individual and Offense Characteristics

84% of individuals sentenced for drug trafficking were men.

42% were Hispanic, 31% were Black, 24% were White, and 3% were Other races.

Their average age was 38 years.

81% were United States citizens.

44% had little or no prior criminal history (Criminal History Category I); 6% were individuals sentenced under the career offender guideline (§4B1.1).

Sentences were increased for:

- possessing a weapon (32%);
- a leadership or supervisory role in the offense (7%).

Sentences were decreased for:

- minor or minimal participation in the offense (16%);
- meeting the safety valve criteria in the sentencing guidelines (31%).

The top five districts for drug trafficking offenses were:

- Southern District of California (863);
- Western District of Texas (712);
- Southern District of Texas (622);
- Northern District of Texas (537);
- District of Arizona (491).

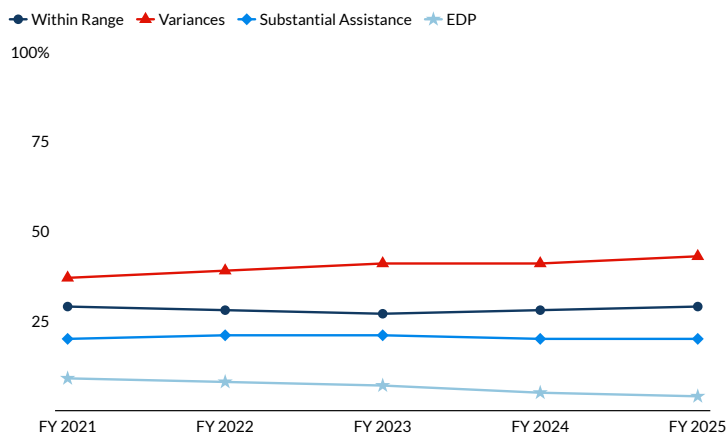
### Punishment

The average sentence for individuals trafficking drugs was 87 months but varied by drug type.

97% were sentenced to prison.

56% were convicted of an offense carrying a mandatory minimum penalty; 44% of those individuals were relieved of that penalty.

### Sentences Relative to the Guideline Range by Fiscal Year





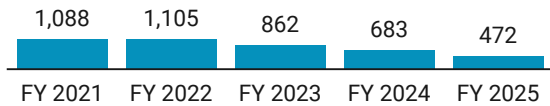
# QuickFacts

## Drug Trafficking Offenses

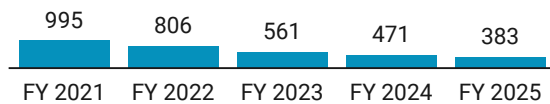
Change in number of individuals sentenced for drug trafficking from FY 2021 to FY 2025:

- Powder cocaine increased 4%;
- Crack cocaine decreased 57%;
- Heroin decreased 80%;
- Marijuana decreased 62%;
- Methamphetamine decreased 11%;
- Fentanyl increased 135%;
- Oxycodone decreased 17%.

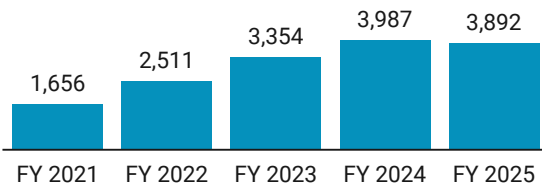
### Crack Cocaine Trafficking



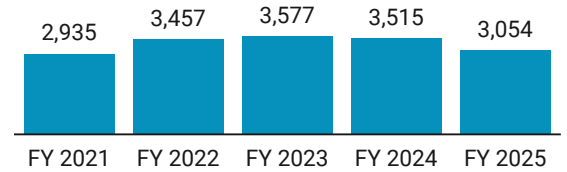
### Marijuana Trafficking



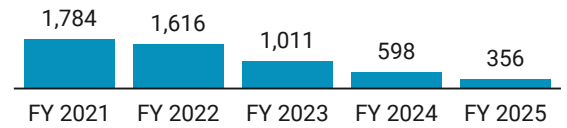
### Fentanyl Trafficking



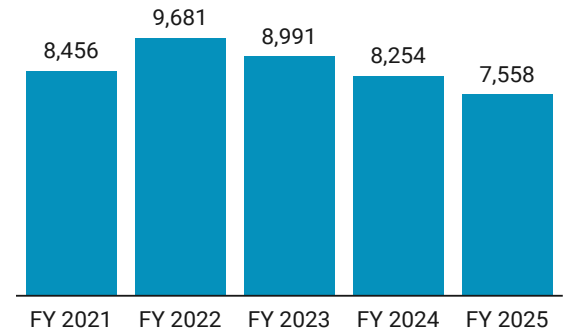
### Powder Cocaine Trafficking



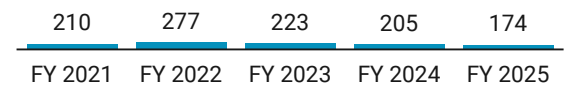
### Heroin Trafficking



### Methamphetamine Trafficking



### Oxycodone Trafficking



<sup>1</sup> Drug offenses include cases where individuals were sentenced under USSG Chapter Two, Part D (Drugs).

<sup>2</sup> Individuals sentenced for drug trafficking were sentenced under USSG §§2D1.1 (Drug Trafficking), 2D1.2 (Protected Locations), 2D1.5 (Continuing Criminal Enterprise), 2D1.6 (Use of a Communication Facility), 2D1.8 (Rent/Manage Drug Establishment), 2D1.10 (Endangering Human Life), or 2D1.14 (Narco-Terrorism).

<sup>3</sup> The 'Fentanyl' category includes both Fentanyl (N-phenyl-N-[1-(2-phenylethyl)-4-piperidiny] Propanamide) and Fentanyl Analogue.

<sup>4</sup> Cases with incomplete sentencing information were excluded from the analysis.