



QuickFacts

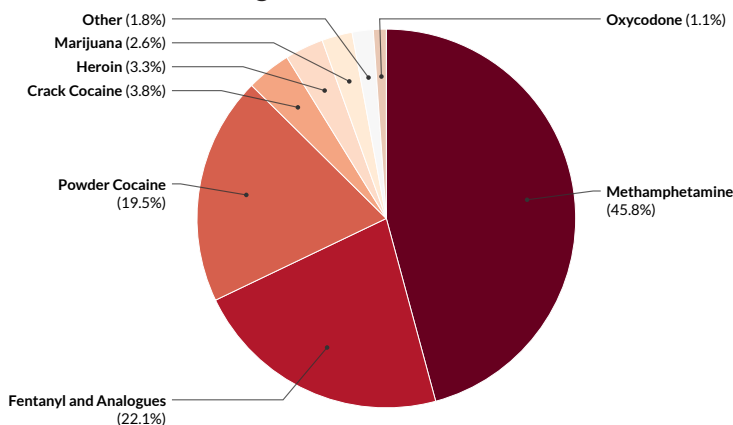
Drug Trafficking Offenses

Population Snapshot

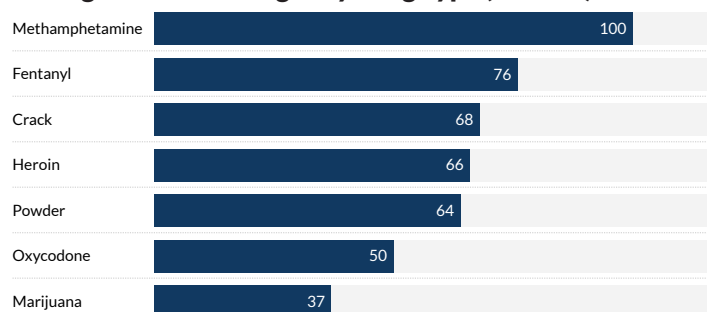
61,678 cases were reported in FY24;
18,150 involved drugs,¹
18,029 involved drug trafficking.²

Seven drug types account
for 98.3% of drug
trafficking offenses.

Most Common Drugs Trafficked³



Average Sentence Length by Drug Type (months)⁴



Means of Relief from Mandatory Minimum Penalties



This document was produced and published at U.S. taxpayer expense.

Individual and Offense Characteristics

84.4% of individuals sentenced for drug trafficking were men.

44.4% were Hispanic, 28.5% were Black, 23.8% were White, and 3.3% were Other races.

Their average age was 38 years.

80.4% were United States citizens.

45.2% had little or no prior criminal history (Criminal History Category I); 5.9% were career offenders.

Sentences were increased for:

- possessing a weapon (30.2%);
- a leadership or supervisory role in the offense (6.9%).

Sentences were decreased for:

- minor or minimal participation in the offense (17.9%);
- meeting the safety valve criteria in the sentencing guidelines (35.0%).

The top five districts for drug trafficking offenses were:

- Southern District of California (1,070);
- Southern District of Texas (839);
- Western District of Texas (723);
- District of Puerto Rico (626);
- Northern District of Texas (556).

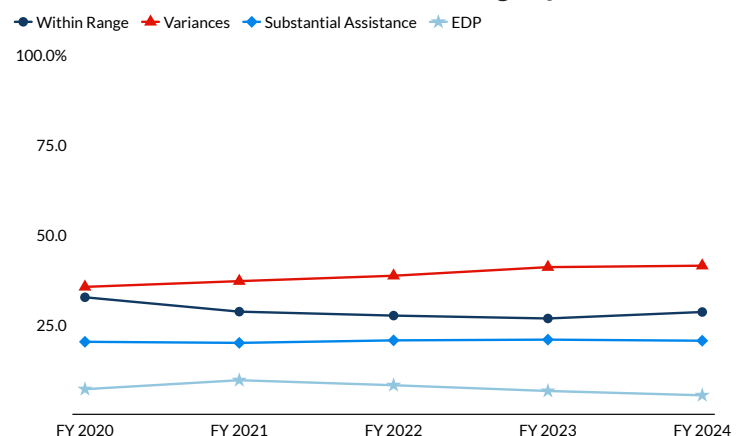
Punishment

The average sentence for individuals trafficking drugs was 82 months but varied by drug type.

96.5% were sentenced to prison.

54.6% were convicted of an offense carrying a mandatory minimum penalty; 49.6% of those individuals were relieved of that penalty.

Sentences Relative to the Guideline Range by Fiscal Year





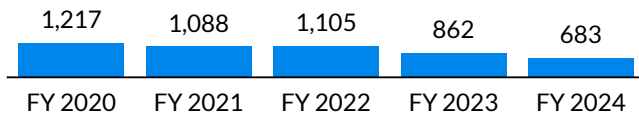
QuickFacts

Drug Trafficking Offenses

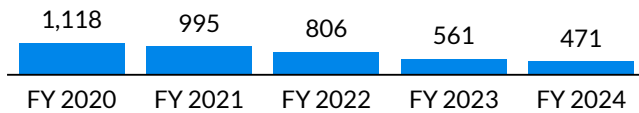
Change in number of individuals sentenced for drug trafficking from FY 2020 to FY 2024:

- Powder cocaine increased 30.0%;
- Crack cocaine decreased 43.9%;
- Heroin decreased 68.1%;
- Marijuana decreased 57.9%.
- Methamphetamine increased 10.0%;
- Fentanyl increased 248.2%;
- Oxycodone decreased 30.3%;

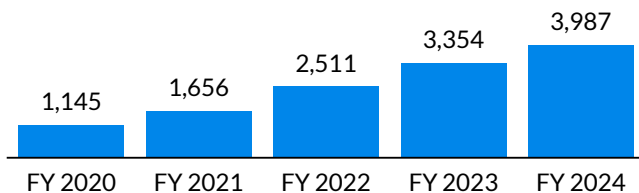
Crack Cocaine Trafficking



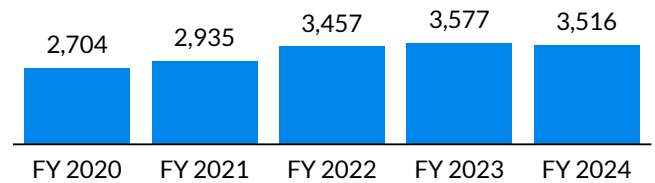
Marijuana Trafficking



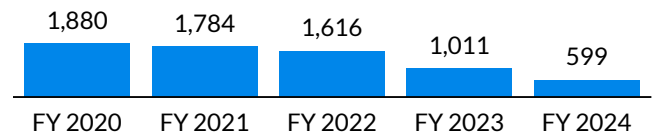
Fentanyl Trafficking



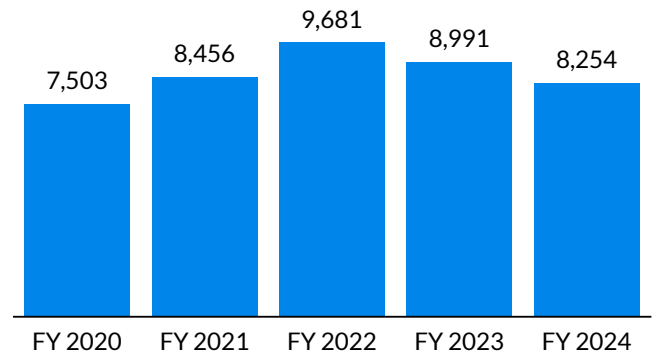
Powder Cocaine Trafficking



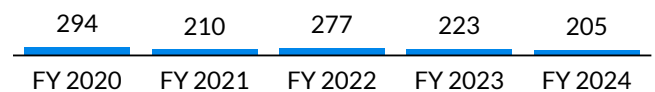
Heroin Trafficking



Methamphetamine Trafficking



Oxycodone Trafficking



¹ Drug offenses include cases where individuals were sentenced under USSG Chapter Two, Part D (Drugs).

² Individuals sentenced for drug trafficking were sentenced under USSG §§2D1.1 (Drug Trafficking), 2D1.2 (Protected Locations), 2D1.5 (Continuing Criminal Enterprise), 2D1.6 (Use of a Communication Facility), 2D1.8 (Rent/Manage Drug Establishment), 2D1.10 (Endangering Human Life), or 2D1.14 (Narco-Terrorism).

³ The 'Fentanyl' category includes both Fentanyl (N-phenyl-N-[1-(2-phenylethyl)-4-piperidinyl] Propanamide) and Fentanyl Analogue.

⁴ Cases with incomplete sentencing information were excluded from the analysis.