



Quick Facts

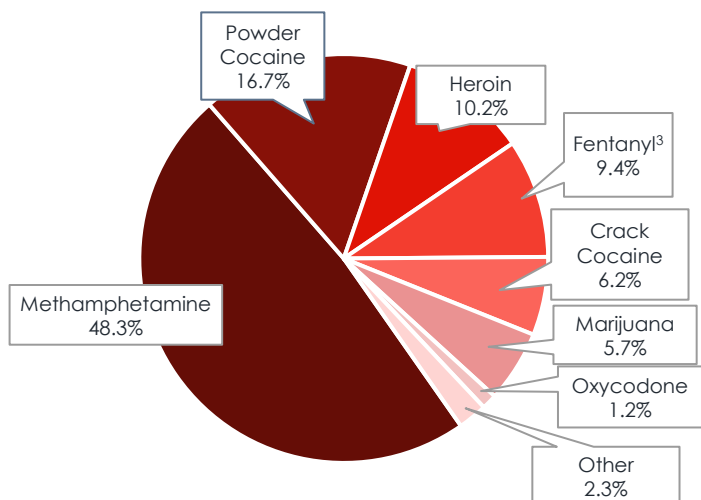


— Drug Trafficking Offenses —

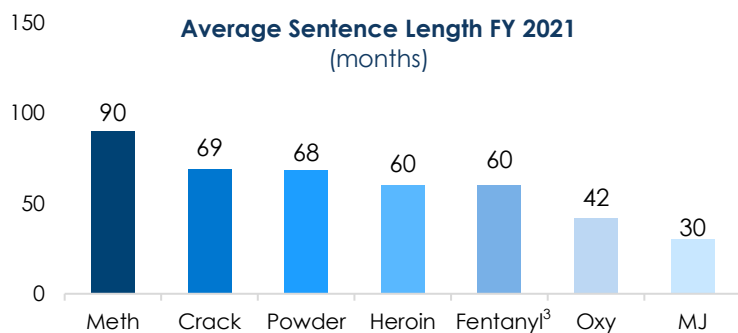
Fiscal Year 2021

- ▶ In FY 2021, 57,287 CASES WERE REPORTED TO THE U.S. SENTENCING COMMISSION.
- ▶ 17,692 CASES INVOLVED DRUGS.¹
- ▶ 17,520 CASES INVOLVED DRUG TRAFFICKING.²
- ▶ SEVEN DRUG TYPES ACCOUNT FOR 97.8% OF DRUG TRAFFICKING OFFENSES.

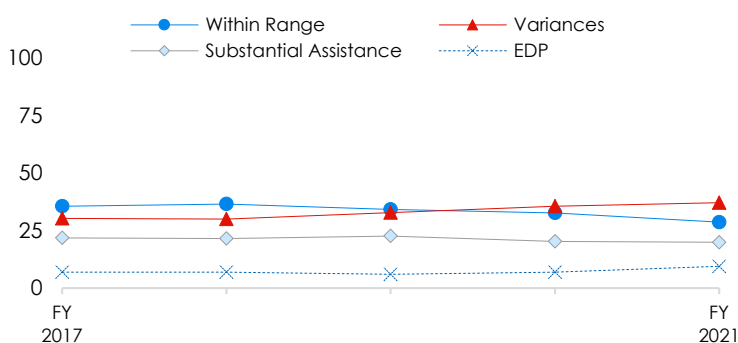
Distribution of Drug Types FY 2021



Average Sentence Length FY 2021 (months)



Sentence Relative to the Guideline Range (%)



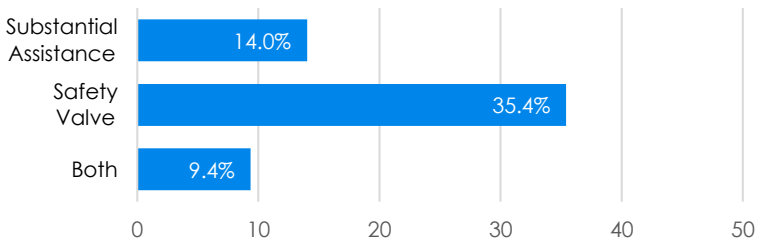
Offender and Offense Characteristics⁴

- 82.2% of drug trafficking offenders were men.
- 44.7% were Hispanic, 26.1% were White, 26.0% were Black, and 3.2% were Other races.
- Their average age was 37 years.
- 82.6% were United States citizens.
- 43.5% had little or no prior criminal history (Criminal History Category I); 5.6% were career offenders.
- Sentences were increased for:
 - ◆ possessing a weapon (24.3%);
 - ◆ a leadership or supervisory role in the offense (5.9%).
- Sentences were decreased for:
 - ◆ minor or minimal participation in the offense (20.4%);
 - ◆ meeting the safety valve criteria in the sentencing guidelines (36.7%).
- The top five districts for drug trafficking offenders were:
 - ◆ Southern District of California (1,604);
 - ◆ Western District of Texas (998);
 - ◆ Southern District of Texas (937);
 - ◆ Northern District of Texas (625);
 - ◆ District of Arizona (571).

Punishment

- The average sentence for drug trafficking offenders was 74 months, but varied by drug type.
- 96.6% were sentenced to prison.
- 67.8% were convicted of an offense carrying a mandatory minimum penalty; of those offenders, 58.8% were relieved of that penalty.

Means of Relief from Mandatory Minimum Penalty for Drug Traffickers



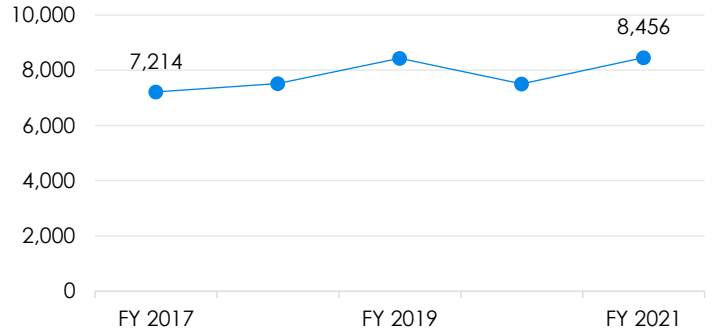


— Drug Trafficking Offenses —

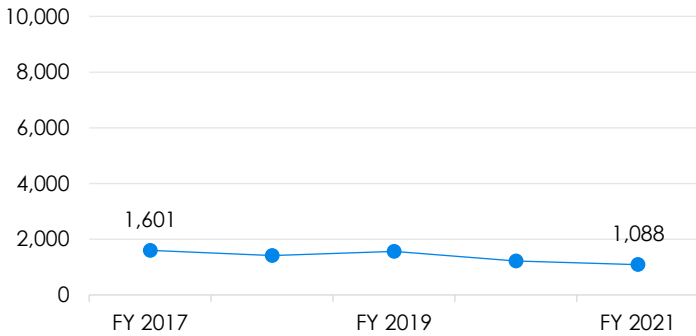
Change in number of trafficking offenders from FY 2017 to FY 2021:

- Methamphetamine increased 17.2%;
- Crack Cocaine decreased 32.0%;
- Powder Cocaine decreased 26.2%;
- Heroin decreased 33.8%;
- Fentanyl³ increased 897.6%;
- Oxycodone decreased 61.9%;
- Marijuana decreased 63.7%.

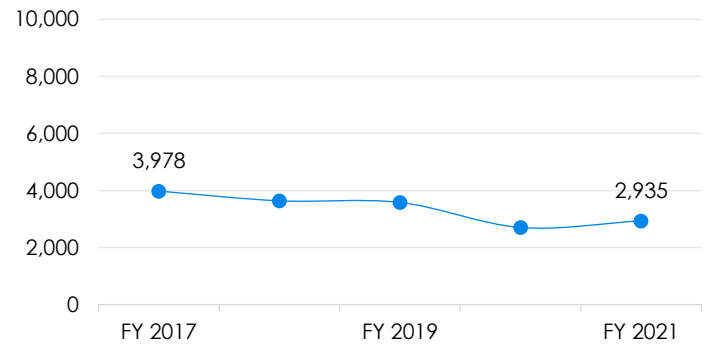
Methamphetamine Trafficking Offenders



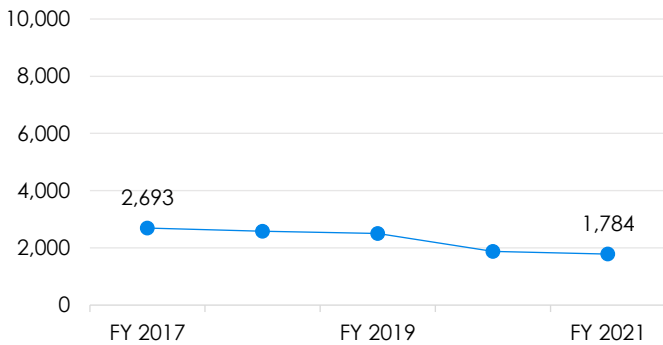
Crack Cocaine Trafficking Offenders



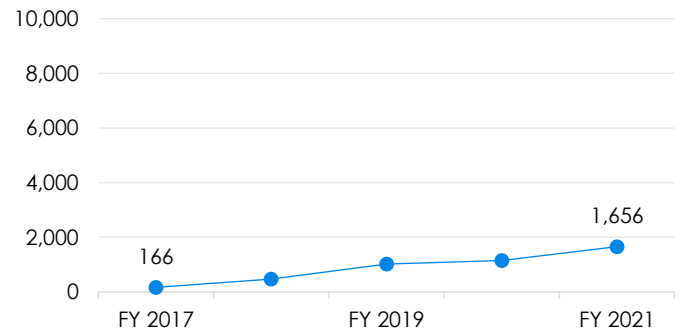
Powder Cocaine Trafficking Offenders



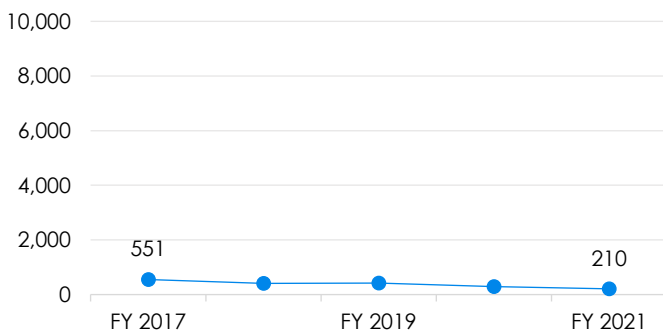
Heroin Trafficking Offenders



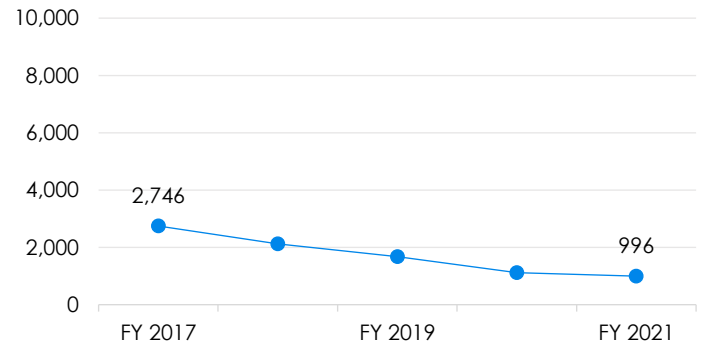
Fentanyl³ Trafficking Offenders



Oxycodone Trafficking Offenders



Marijuana Trafficking Offenders



¹ Drug offenses include cases where offenders were sentenced under USSG Chapter Two, Part D (Drugs).

² Drug Trafficking offenders were sentenced under USSG §§2D1.1 (Drug Trafficking), 2D1.2 (Protected Locations), 2D1.5 (Continuing Criminal Enterprise), 2D1.6 (Use of a Communication Facility), 2D1.8 (Rent/Manage Drug Establishment), 2D1.10 (Endangering Human Life), or 2D1.14 (Narco-Terrorism).

³ The 'Fentanyl' category includes both Fentanyl (N-phenyl-N-[1-(2-phenylethyl)-4-piperidinyl] Propanamide) and Fentanyl Analogue.

⁴ Cases with incomplete sentencing information were excluded from the analysis.