



# Quick Facts

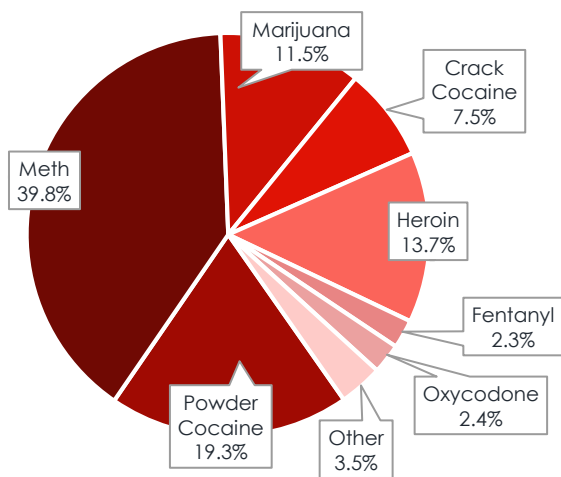


## — Drug Trafficking Offenses —

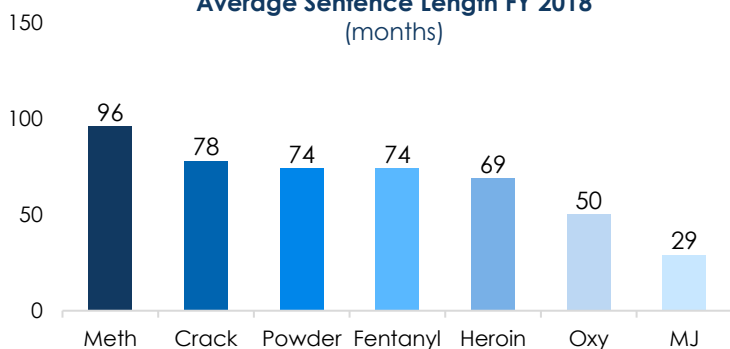
### Fiscal Year 2018

- ▶ IN FY 2018, 69,425 CASES WERE REPORTED TO THE U.S. SENTENCING COMMISSION.
- ▶ 18,964 OF THESE INVOLVED DRUG TRAFFICKING.<sup>1,2</sup>
- ▶ SEVEN DRUG TYPES ACCOUNTED FOR 96.5% OF DRUG TRAFFICKING OFFENSES.

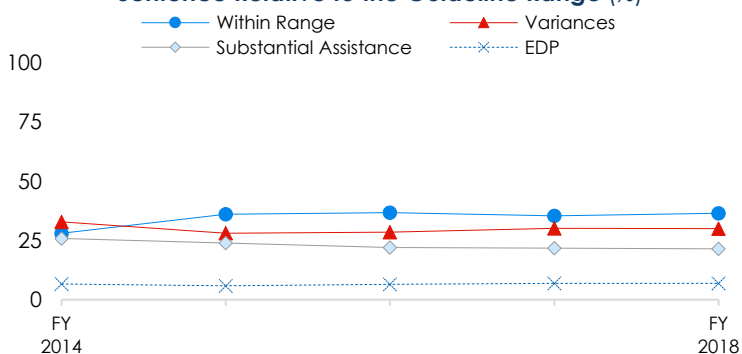
Distribution of Drug Types FY 2018



Average Sentence Length FY 2018 (months)



Sentence Relative to the Guideline Range (%)



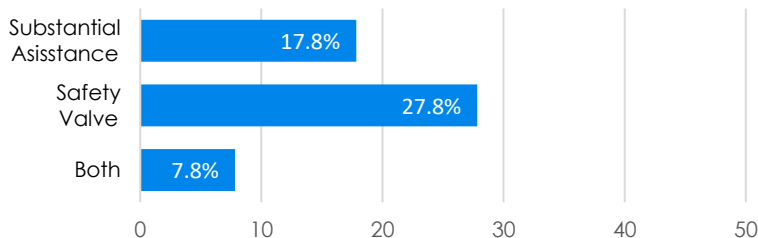
### Offender and Offense Characteristics

- 83.5% of drug trafficking offenders were men.
- 48.0% of drug trafficking offenders were Hispanic, 25.0% were Black, 24.1% were White, and 2.9% were Other races.
- Their average age was 36 years.
- 75.5% were United States citizens.
- 46.7% had little or no prior criminal history (Criminal History Category I); 6.6% were Career Offenders.
- Sentences were increased for:
  - ◆ possessing a weapon (22.1%);
  - ◆ having a leadership/supervisory role in the offense (7.0%).
- Sentences were decreased for:
  - ◆ having minor or minimal participation in the offense (20.6%);
  - ◆ meeting the safety valve criteria in the sentencing guidelines (32.1%).
- The top five districts for drug trafficking offenders were:
  - ◆ Western District of Texas (1,341);
  - ◆ Southern District of California (1,291);
  - ◆ Southern District of Texas (1,036);
  - ◆ District of Arizona (779);
  - ◆ Northern District of Texas (632).

### Punishment

- The average sentence for drug trafficking offenders was 76 months, but varied by drug type.
- 96.3% were sentenced to prison.
- 58.4% were convicted of an offense carrying a mandatory minimum penalty; 53.5% of those offenders were relieved of that penalty.

Means of Relief from Mandatory Minimum Penalty for Drug Traffickers



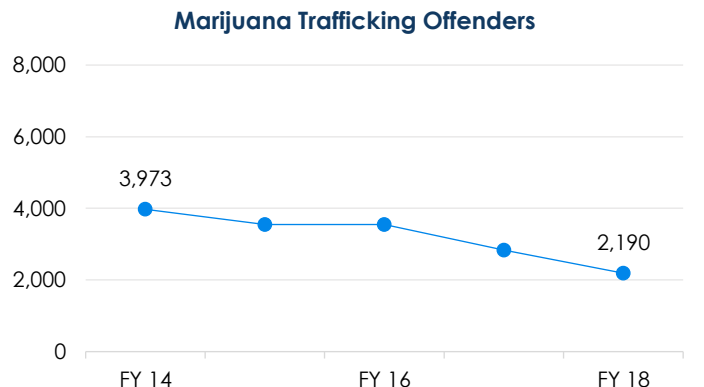
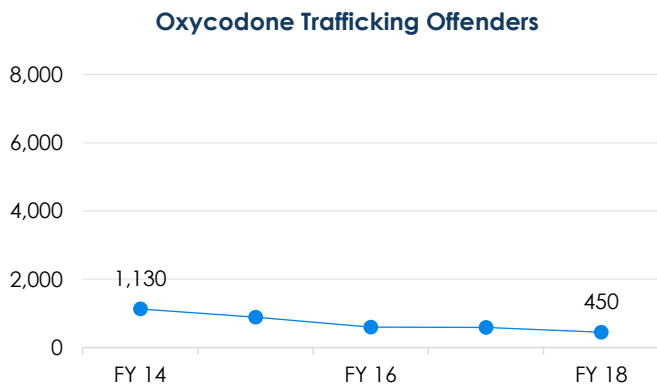
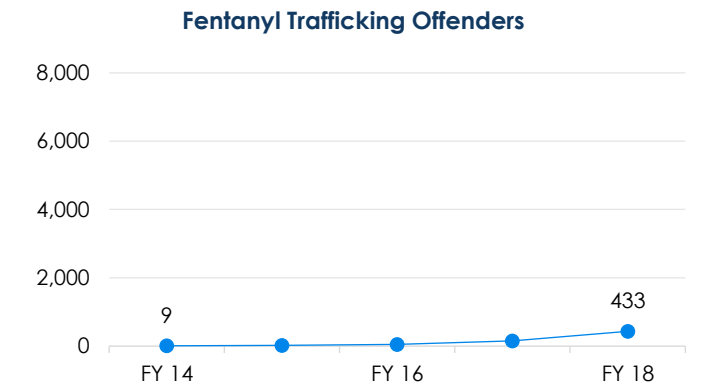
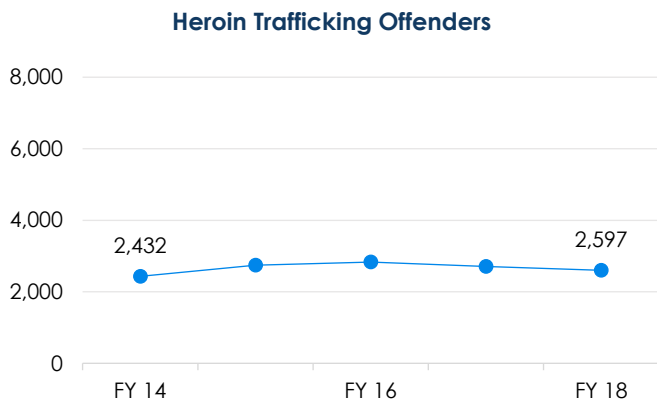
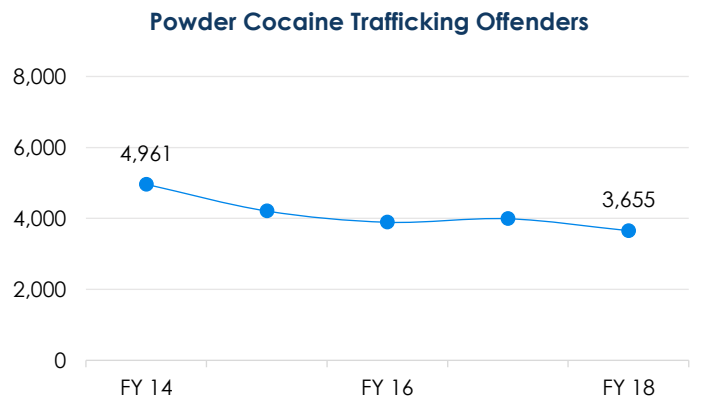
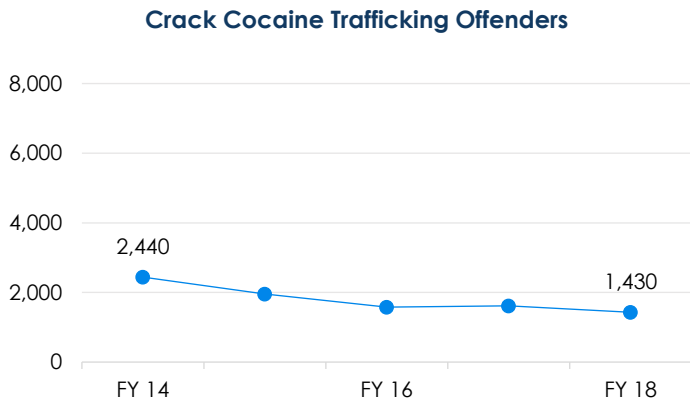
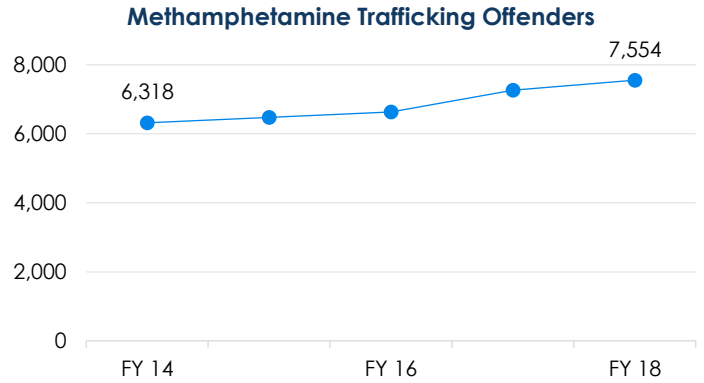
For more Quick Facts, visit <https://www.ussc.gov/research/quick-facts>.



— Drug Trafficking Offenses —

Change in number of trafficking offenders from FY 2014 to FY 2018:

- Methamphetamine increased 19.6%;
- Crack Cocaine decreased 41.4%;
- Powder Cocaine decreased 26.3%;
- Heroin increased 6.8%;
- Fentanyl increased 4,711.1%;
- Oxycodone decreased 60.2%;
- Marijuana decreased 44.9%;



<sup>1</sup> Drug trafficking offenses include cases where offenders were sentenced under USSG Chapter Two, Part D (Drugs).

<sup>2</sup> Offenders were sentenced under USSG §§2D1.1 (Drug Trafficking), 2D1.2 (Protected Locations), 2D1.5 (Continuing Criminal Enterprise), 2D1.6 (Use of a Communication Facility), 2D1.8 (Rent/Manage Drug Establishment), 2D1.10 (Endangering Human Life), or 2D1.14 (Narco-Terrorism). Cases with incomplete sentencing information were excluded from the analysis.