



QuickFacts

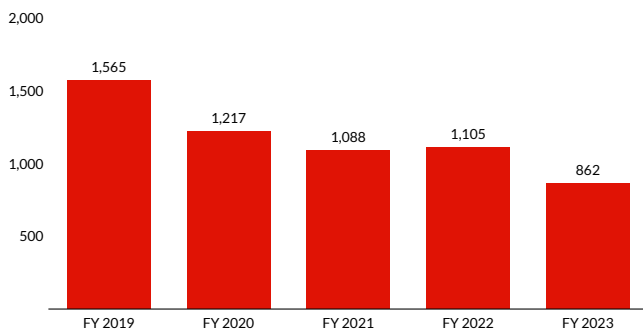
Crack Cocaine Trafficking

Population Snapshot

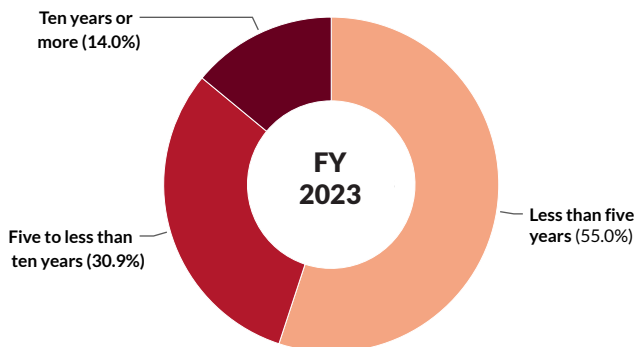
64,124 cases were reported in FY23;
19,066 involved drugs,¹
18,939 involved drug trafficking.²

4.6% of such cases involved crack cocaine, down 44.9% since FY 2019.

Number of Crack Cocaine Trafficking Offenses



Sentence Length³



Individual and Offense Characteristics

91.5% of individuals sentenced for crack cocaine trafficking were men.

78.9% were Black, 14.3% were Hispanic, 6.4% were White, and 0.5% were Other races.

Their average age was 39 years.

98.3% were United States citizens.

20.8% had little or no prior criminal history (Criminal History Category I); 11.1% were individuals sentenced under the career offender guideline (§4B1.1).

The median base offense level in these cases was 24, corresponding to between 28 and 112 grams of crack cocaine.

Sentences were increased for:

- possessing a weapon (40.7%);
- a leadership or supervisory role in the offense (7.2%).

Sentences were decreased for:

- minor or minimal participation in the offense (4.8%);
- meeting the safety valve criteria in the sentencing guidelines (9.2%).

The top five districts for crack cocaine trafficking offenses were:

- Southern District of New York (82);
- Eastern District of North Carolina (53);
- District of New Jersey (48);
- Western District of Pennsylvania (40);
- District of Vermont (33).

Punishment

The average sentence for crack cocaine traffickers was 60 months.

96.3% were sentenced to prison.

32.6% were convicted of an offense carrying a mandatory minimum penalty; 45.3% of those individuals were relieved of that penalty.

Means of Relief from Mandatory Minimum Penalty for Crack Cocaine Traffickers

	Percent
Safety Valve	29.0%
Substantial Assistance	13.5%
Both	8.3%



QuickFacts

Crack Cocaine Trafficking

Sentences Relative to the Guideline Range

Of the 45.1% of individuals sentenced for crack cocaine trafficking under the *Guidelines Manual*:

- 55.5% were sentenced within the guideline range.
- 37.2% received a substantial assistance departure.
 - Their average sentence reduction was 66.4%.
- 0.0% received an Early Disposition Program (EDP) departure.⁴
- 6.3% received some other downward departure.
 - Their average sentence reduction was 49.5%.

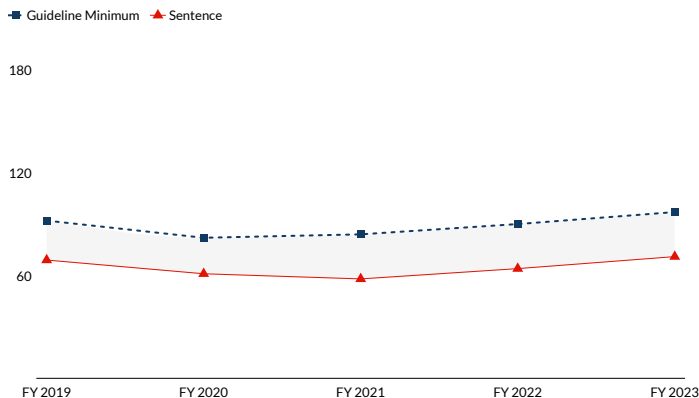
54.9% received a variance; of those individuals:

- 97.0% received a downward variance.
 - Their average sentence reduction was 48.9%.
- 3.0% received an upward variance.
 - Their average sentence increase was 50.4%.

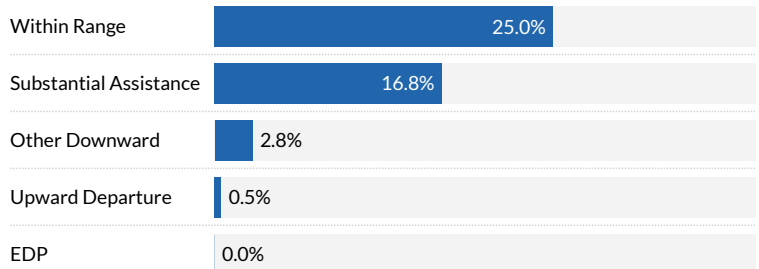
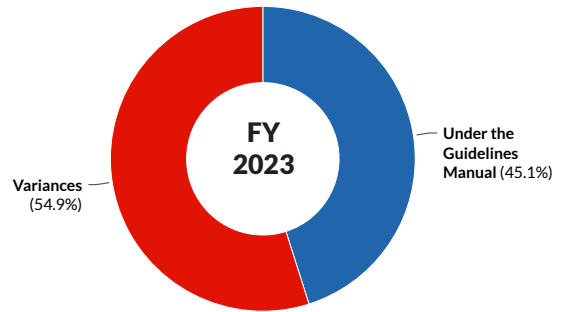
The average guideline minimum and the average sentence imposed has decreased over the past five years.

- The average guideline minimum was 104 months in fiscal year 2019 and 96 months in fiscal year 2023.
- The average sentence was 78 months in fiscal year 2019 and 60 months in fiscal year 2023.

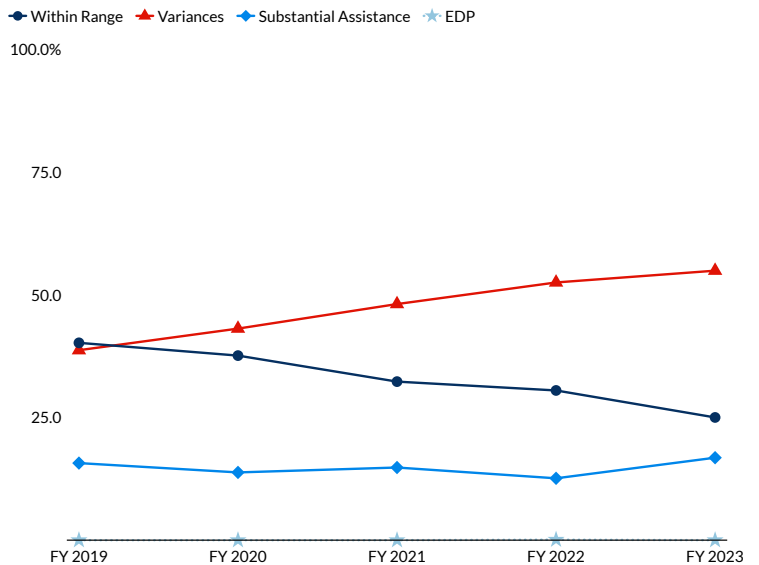
Average Guideline Minimum and Average Sentence (months)



Sentences Relative to the Guideline Range



Sentences Relative to the Guideline Range



¹ Drug offenses include cases where individuals were sentenced under USSG Chapter Two, Part D (Drugs). There were 868 individuals sentenced for crack cocaine offenses under USSG Chapter Two, Part D (Drugs) in FY 2023.

² Individuals sentenced for drug trafficking were sentenced under USSG §§2D1.1 (Drug Trafficking), 2D1.2 (Protected Locations), 2D1.5 (Continuing Criminal Enterprise), 2D1.6 (Use of a Communication Facility), 2D1.8 (Rent/Manage Drug Establishment), 2D1.10 (Endangering Human Life), or 2D1.14 (Narco-Terrorism).

³ Cases with incomplete sentencing information were excluded from the analysis.

⁴ "Early Disposition Program" (or EDP) departures are departures where the government sought a sentence below the guideline range because the defendant participated in the government's Early Disposition Program, through which cases are resolved in an expedited manner. See USSG §5K3.1.