

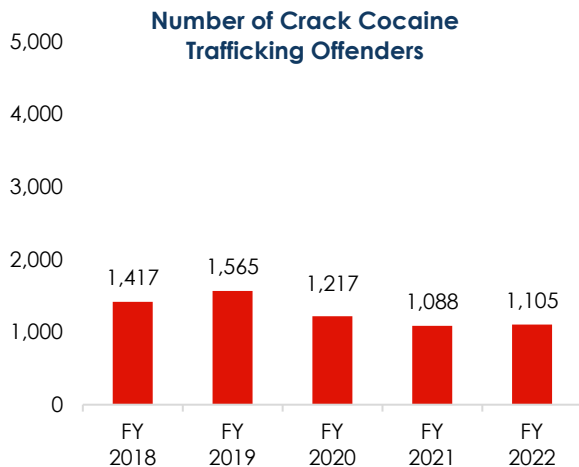


Quick Facts

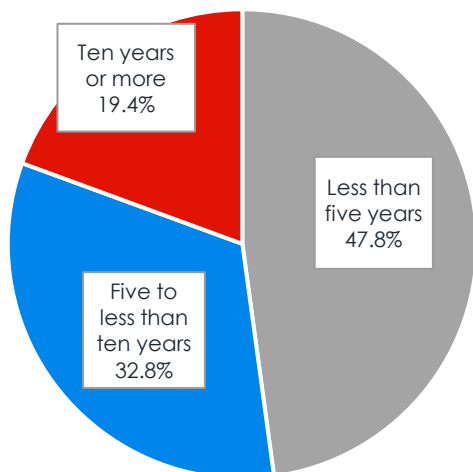
— Crack Cocaine Trafficking Offenses —

Fiscal Year 2022

- ▶ IN FY 2022, 64,142 CASES WERE REPORTED TO THE U.S. SENTENCING COMMISSION.
- ▶ 20,037 CASES INVOLVED DRUGS.¹
- ▶ 19,851 INVOLVED DRUG TRAFFICKING.²
- ▶ 5.6% OF DRUG TRAFFICKING CASES INVOLVED CRACK COCAINE.
- ▶ CRACK COCAINE TRAFFICKING OFFENSES HAVE DECREASED BY 22.0% SINCE FY 2018.



Sentence Length FY 2022³



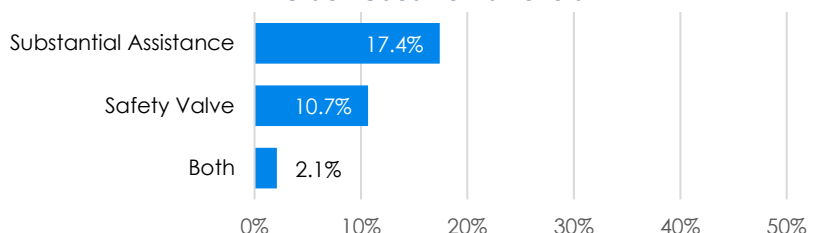
Offender and Offense Characteristics

- 89.5% of crack cocaine trafficking offenders were men.
- 78.8% were Black, 13.3% were Hispanic, 7.5% were White, and 0.4% were Other races.
- Their average age was 37 years.
- 98.5% were United States citizens.
- 21.5% had little or no prior criminal history (Criminal History Category I); 12.2% were career offenders (§4B1.1).
- The median base offense level in these cases was 24, corresponding to between 28 and 112 grams of crack cocaine.
- Sentences were increased for:
 - ◆ possessing a weapon (39.7%);
 - ◆ a leadership or supervisory role in the offense (8.2%).
- Sentences were decreased for:
 - ◆ minor or minimal participation in the offense (5.1%);
 - ◆ meeting the safety valve criteria in the sentencing guidelines (7.9%).
- The top five districts for crack cocaine trafficking offenders were:
 - ◆ Southern District of New York (131);
 - ◆ Northern District of Ohio (65);
 - ◆ Eastern District of North Carolina (49);
 - ◆ District of Connecticut (40);
 - ◆ District of Maryland (36).

Punishment

- The average sentence for crack cocaine trafficking offenders was 70 months.
- 95.9% were sentenced to prison.
- 39.7% were convicted of an offense carrying a mandatory minimum penalty; of those offenders, 30.2% were relieved of that penalty.

Means of Relief from Mandatory Minimum Penalty for Crack Cocaine Traffickers



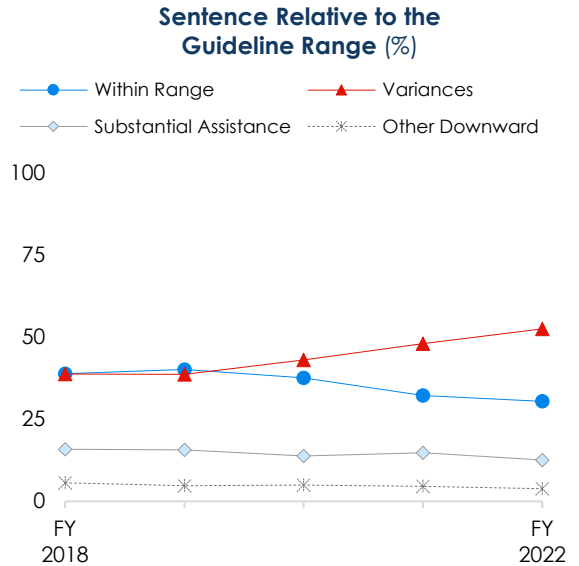


www.ussc.gov
pubaffairs@ussc.gov
@theusscgov

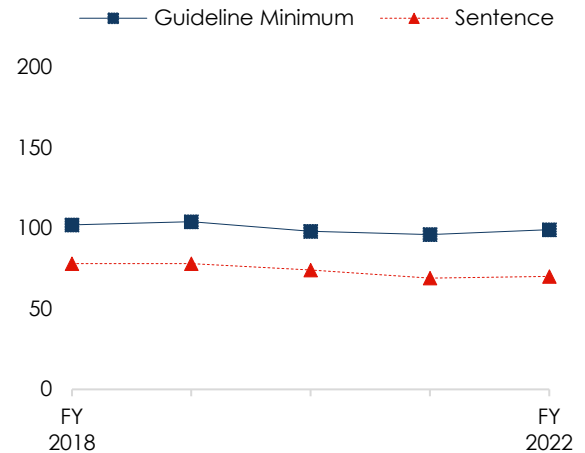
— Crack Cocaine Trafficking Offenses —

Sentences Relative to the Guideline Range

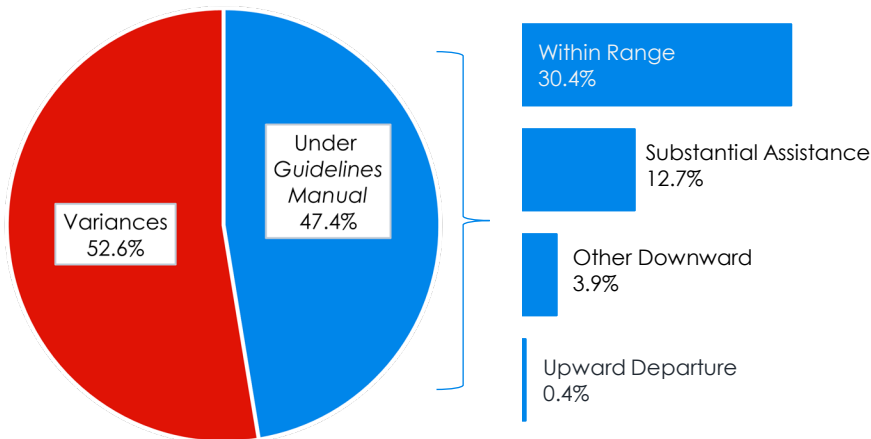
- Of the 52.6% of crack cocaine trafficking offenders sentenced under the *Guidelines Manual*:
 - ◆ 64.2% were sentenced within the guideline range.
 - ◆ 26.6% received a substantial assistance departure.
 - ◇ Their average sentence reduction was 63.6%.
 - ◆ 8.1% received some other downward departure.
 - ◇ Their average sentence reduction was 49.7%.
- 47.4% received a variance; of those offenders:
 - ◆ 94.0% received a downward variance.
 - ◇ Their average sentence reduction was 48.4%.
 - ◆ 6.0% received an upward variance.
 - ◇ Their average sentence increase was 50.4%.
- The average guideline minimum and average sentence imposed fluctuated over the past five years.
 - ◆ The average guideline minimum increased and decreased throughout the fiscal years. The average guideline minimum was 102 months in fiscal year 2018 and 99 months in fiscal year 2022.
 - ◆ The average sentence imposed increased and decreased throughout the fiscal years. The average sentence imposed was 78 months in fiscal year 2018 and 70 months in fiscal year 2022.



Average Guideline Minimum and Average Sentence (months)



Sentence Imposed Relative to the Guideline Range FY 2022



¹ Drug offenses include cases where offenders were sentenced under USSG Chapter Two, Part D (Drugs). There were 1,117 crack cocaine offenders sentenced under USSG Chapter Two, Part D (Drugs) in FY 2022.

² Drug Trafficking offenders were sentenced under USSG §§2D1.1 (Drug Trafficking), 2D1.2 (Protected Locations), 2D1.5 (Continuing Criminal Enterprise), 2D1.6 (Use of a Communication Facility), 2D1.8 (Rent/Manage Drug Establishment), 2D1.10 (Endangering Human Life), or 2D1.14 (Narco-Terrorism).

³ Cases with incomplete sentencing information were excluded from the analysis.