

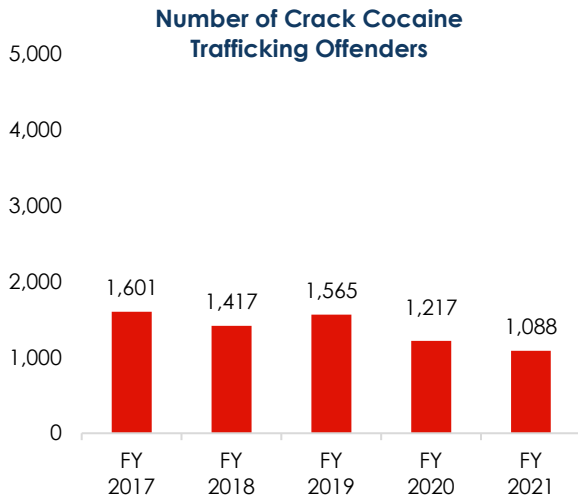


Quick Facts

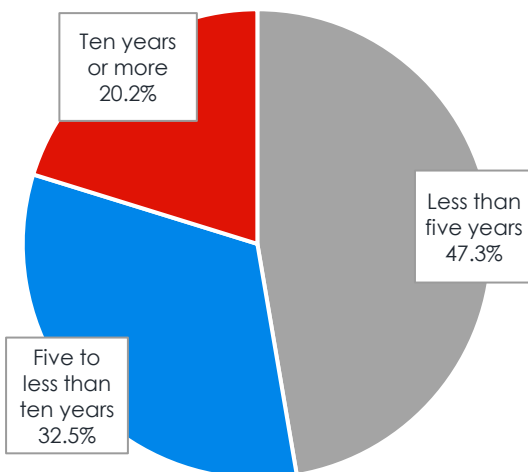
— Crack Cocaine Trafficking Offenses —

Fiscal Year 2021

- ▶ IN FY 2021, 57,287 CASES WERE REPORTED TO THE U.S. SENTENCING COMMISSION.
- ▶ 17,692 CASES INVOLVED DRUGS.¹
- ▶ 17,520 CASES INVOLVED DRUG TRAFFICKING.²
- ▶ 6.2% OF DRUG TRAFFICKING CASES INVOLVED CRACK COCAINE.
- ▶ CRACK COCAINE TRAFFICKING OFFENDERS HAVE DECREASED BY 32.0% SINCE FY 2017.



Sentence Length FY 2021



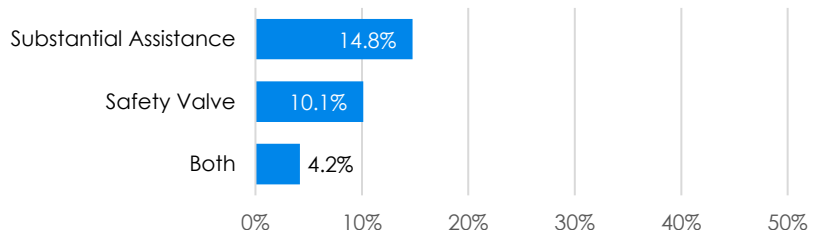
Offender and Offense Characteristics³

- 91.5% of crack cocaine trafficking offenders were men.
- 77.6% were Black, 15.2% were Hispanic, 6.0% were White, and 1.2% were Other races.
- Their average age was 37 years.
- 97.8% were United States citizens.
- 19.0% had little or no prior criminal history (Criminal History Category I); 14.0% were career offenders (§4B1.1).
- The median base offense level in these cases was 24, corresponding to between 28 and 112 grams of crack cocaine.
- Sentences were increased for:
 - ◆ possessing a weapon (39.2%);
 - ◆ a leadership or supervisory role in the offense (6.2%).
- Sentences were decreased for:
 - ◆ minor or minimal participation in the offense (4.2%);
 - ◆ meeting the safety valve criteria in the sentencing guidelines (9.2%).
- The top five districts for crack cocaine trafficking offenders were:
 - ◆ Southern District of New York (90);
 - ◆ Eastern District of North Carolina (66);
 - ◆ District of Maryland (61);
 - ◆ Northern District of Ohio (48);
 - ◆ Northern District of Texas (46).

Punishment

- The average sentence for crack cocaine trafficking offenders was 69 months.
- 95.6% were sentenced to prison.
- 42.1% were convicted of an offense carrying a mandatory minimum penalty; of those offenders, 29.1% were relieved of that penalty.

Means of Relief from Mandatory Minimum Penalty for Crack Cocaine Traffickers





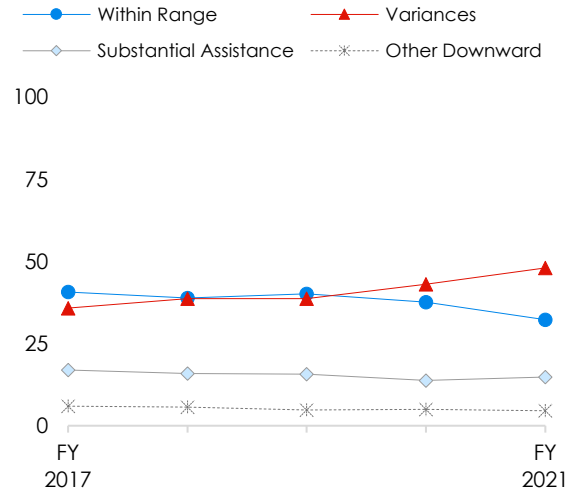
www.ussc.gov
pubaffairs@ussc.gov
@theusscgov

— Crack Cocaine Trafficking Offenses —

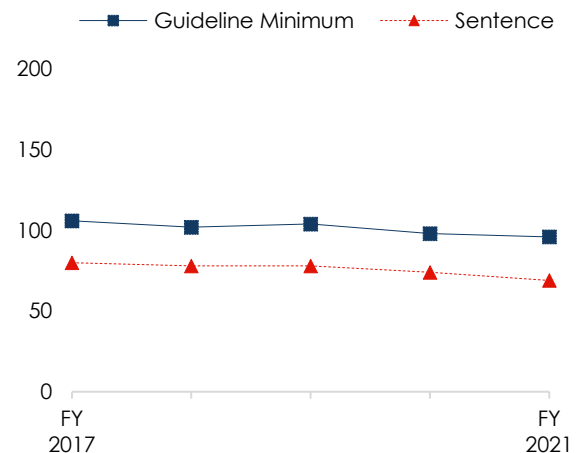
Sentences Relative to the Guideline Range

- Of the 51.9% of crack cocaine trafficking offenders sentenced under the *Guidelines Manual*:
 - 62.1% were sentenced within the guideline range.
 - 28.6% received a substantial assistance departure.
 - Their average sentence reduction was 60.1%.
 - 8.8% received some other downward departure.
 - Their average sentence reduction was 43.0%.
- 48.1% received a variance; of those offenders:
 - 95.0% received a downward variance.
 - Their average sentence reduction was 41.7%.
 - 5.0% received an upward variance.
 - Their average sentence increase was 60.7%.
- The average guideline minimum and average sentence imposed decreased over the past five years.
 - The average guideline minimum decreased from 106 months in fiscal year 2017 to 96 months in fiscal year 2021.
 - The average sentence imposed decreased from 80 months in fiscal year 2017 to 69 months in fiscal year 2021.

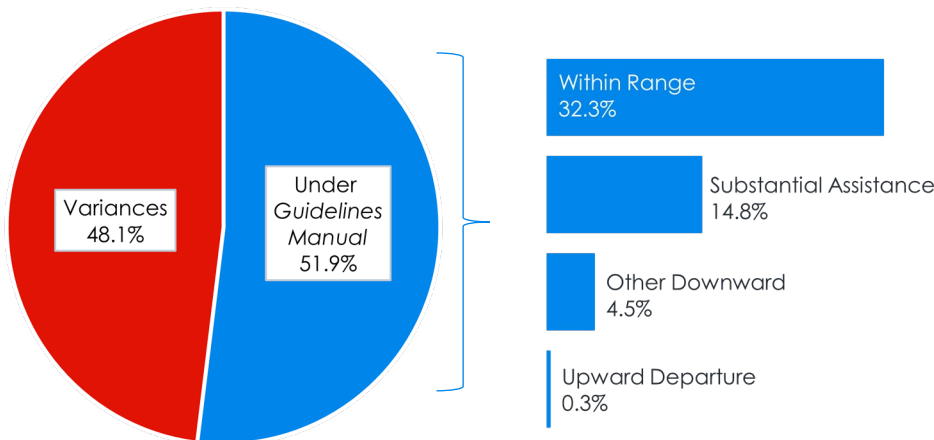
Sentence Relative to the Guideline Range (%)



Average Guideline Minimum and Average Sentence (months)



Sentence Imposed Relative to the Guideline Range FY 2021



¹ Drug offenses include cases where offenders were sentenced under USSG Chapter Two, Part D (Drugs). There were 1,097 crack cocaine offenders sentenced under USSG Chapter Two, Part D (Drugs) in FY 2021.

² Drug Trafficking offenders were sentenced under USSG §§2D1.1 (Drug Trafficking), 2D1.2 (Protected Locations), 2D1.5 (Continuing Criminal Enterprise), 2D1.6 (Use of a Communication Facility), 2D1.8 (Rent/Manage Drug Establishment), 2D1.10 (Endangering Human Life), or 2D1.14 (Narco-Terrorism).

³ Cases with incomplete sentencing information were excluded from the analysis.