

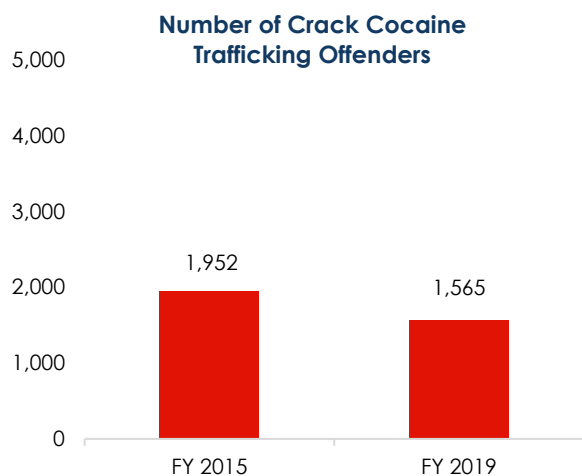


# Quick Facts

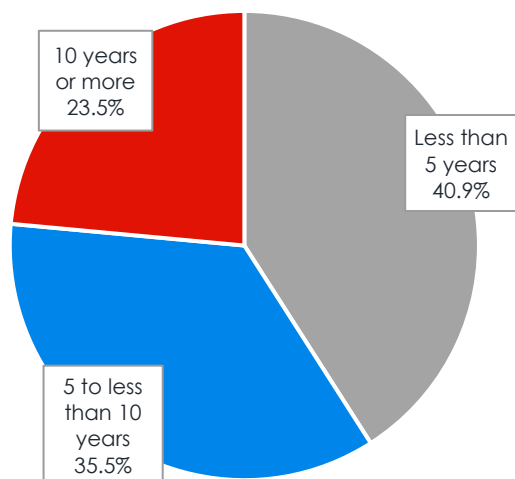
## — Crack Cocaine Trafficking Offenses —

### Fiscal Year 2019

- ▶ IN FY 2019, 76,538 CASES WERE REPORTED TO THE U.S. SENTENCING COMMISSION.
- ▶ 20,085 CASES INVOLVED DRUGS.<sup>1</sup>
- ▶ 19,765 INVOLVED DRUG TRAFFICKING.<sup>2</sup>
- ▶ 7.9% OF DRUG TRAFFICKING CASES INVOLVED CRACK COCAINE.
- ▶ CRACK COCAINE TRAFFICKING OFFENDERS HAVE DECREASED BY 19.8% SINCE FY 2015.



### Sentence Length FY 2019



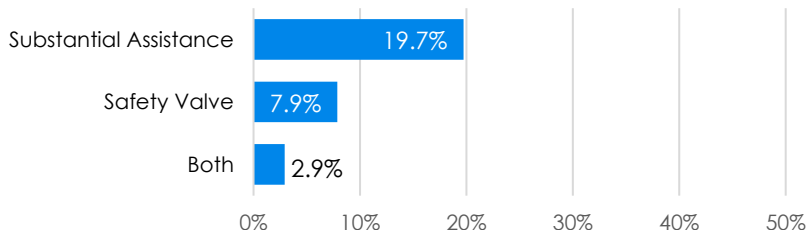
### Offender and Offense Characteristics<sup>3</sup>

- 91.9% of crack cocaine trafficking offenders were men.
- 80.9% of crack cocaine trafficking offenders were Black, 12.7% were Hispanic, 5.3% were White, and 1.0% were Other races.
- Their average age was 36 years.
- 98.3% were United States citizens.
- 18.8% had little or no prior criminal history (Criminal History Category I); 16.4% were Career Offenders (§4B1.1).
- The median Base Offense Level in these cases was 24, corresponding to between 28 and 112 grams of crack cocaine.
- Sentences were increased for:
  - ◆ possessing a weapon (38.8%);
  - ◆ having a leadership/supervisory role in the offense (6.5%).
- Sentences were decreased for:
  - ◆ having minor or minimal participation in the offense (3.8%);
  - ◆ meeting the safety valve criteria in the sentencing guidelines (7.3%).
- The top five districts for crack cocaine trafficking offenders were:
  - ◆ Southern District of New York (153);
  - ◆ Eastern District of North Carolina (93);
  - ◆ District of South Carolina (69);
  - ◆ District of Vermont (55);
  - ◆ District of Maryland (53).

### Punishment

- The average sentence for crack cocaine trafficking offenders was 78 months.
- 98.1% were sentenced to prison.
- 48.4% were convicted of an offense carrying a mandatory minimum penalty; 30.5% were relieved of that penalty.

### Means of Relief from Mandatory Minimum Penalty for Crack Cocaine Traffickers





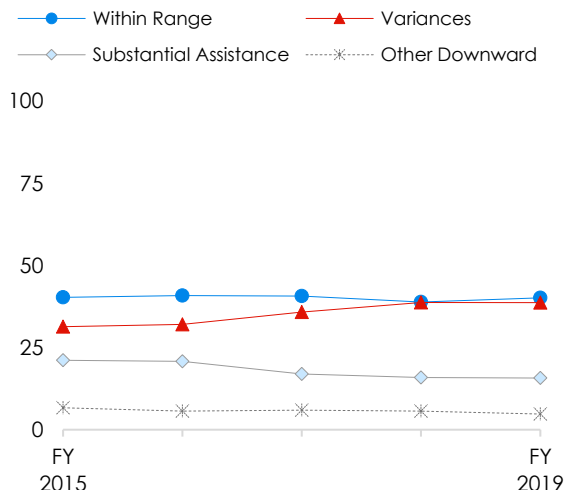
www.ussc.gov  
pubaffairs@ussc.gov  
@theusscgov

— Crack Cocaine Trafficking Offenses —

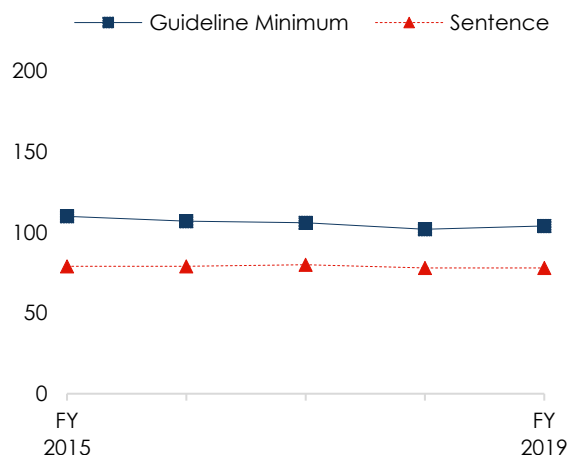
**Sentences Relative to the Guideline Range**

- Of the 61.3% of crack cocaine trafficking offenders sentenced under the *Guidelines Manual*:
  - 65.5% were sentenced within the guideline range;
  - 25.7% received a substantial assistance departure.
    - Their average sentence reduction was 56.0%.
  - 8.8% received some other downward departure.
    - Their average sentence reduction was 39.4%.
- 38.7% received a variance; of those offenders:
  - 94.2% received a below range variance.
    - Their average sentence reduction was 39.1%.
  - 5.8% received an above range variance.
    - Their average sentence increase was 61.2%.
- The average guideline minimum decreased from fiscal year 2015 to fiscal year 2018, and then increased in 2019, but the average sentence has remained steady over the five years.
  - The average guideline minimum decreased from 110 months in fiscal year 2015 to 104 months in fiscal year 2019.
  - The average sentence imposed decreased from 79 months in fiscal year 2015 to 78 months in fiscal year 2019.

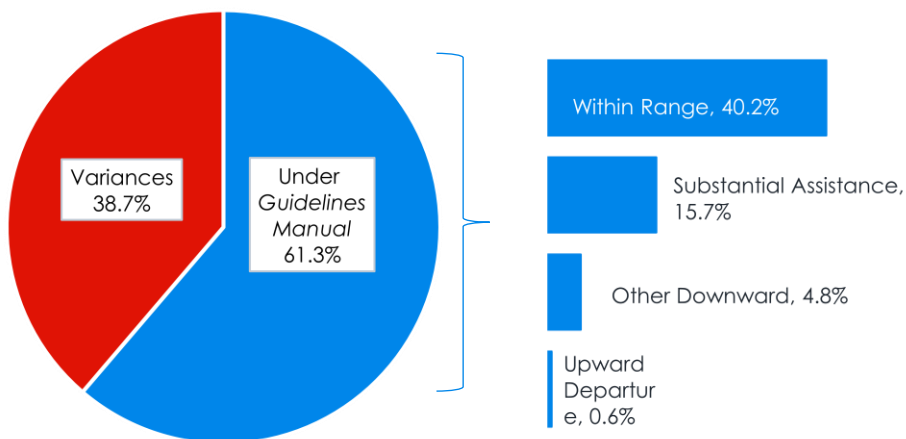
**Sentence Relative to the Guideline Range (%)**



**Average Guideline Minimum and Average Sentence (months)**



**Sentence Imposed Relative to the Guideline Range FY 2019**



1 Drug offenses include cases where offenders were sentenced under USSG Chapter Two, Part D (Drugs). There were 1,573 crack cocaine offenders sentenced under USSG Chapter Two, Part D (Drugs) in FY 2019.

2 Drug Trafficking offenders were sentenced under USSG §§2D1.1 (Drug Trafficking), 2D1.2 (Protected Locations), 2D1.5 (Continuing Criminal Enterprise), 2D1.6 (Use of a Communication Facility), 2D1.8 (Rent/Manage Drug Establishment), 2D1.10 (Endangering Human Life), or 2D1.14 (Narco-Terrorism).

3 Cases with incomplete guideline application information were excluded from analysis.