



QuickFacts

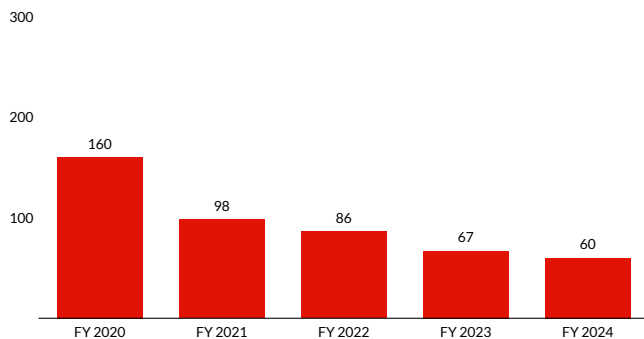
Counterfeiting Offenses

Population Snapshot

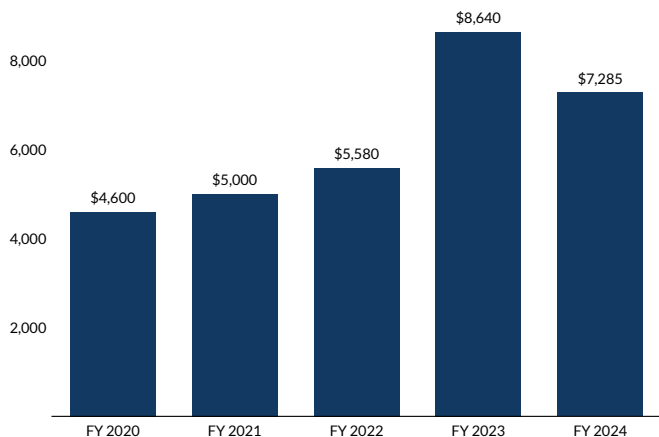
61,678 cases were reported in FY24;
60 involved counterfeiting.¹

Counterfeiting offenses have
decreased **63.0%**
since FY20.

Number of Counterfeiting Offenses



Median Loss Amounts for Counterfeiting Offenses²



Individual and Offense Characteristics

76.7% of individuals sentenced for counterfeiting offenses were men.

46.7% were Black, 40.0% were White, and 13.3% were Hispanic.

Their average age was 38 years.

95.0% were United States citizens.

26.7% had little or no prior criminal history (Criminal History Category I).

The median loss for these offenses was \$7,285;³

- 43.5% involved loss amounts of \$6,500 or less;
- 15.2% involved loss amounts greater than \$40,000.

Sentences were increased for:

- manufacturing or producing counterfeit obligations or possessing counterfeit paper, altered currency paper, or a counterfeit deterrent (55.0%);
- a leadership or supervisory role in the offense (3.3%);
- obstructing or impeding the administration of justice (3.3%).

Sentences were decreased for:

- minor or minimal participation in the offense (1.7%).

The top five districts for counterfeiting offenses were:

- Middle District of Pennsylvania (7);
- Middle District of Florida (4);
- Southern District of West Virginia (3);
- Eastern District of Texas (3);
- Northern District of Ohio (3).

Punishment

The average sentence for individuals sentenced for counterfeiting offenses was 17 months.

86.7% were sentenced to prison.

1.7% were convicted of an offense carrying a mandatory minimum penalty; none of those individuals were relieved of that penalty.



QuickFacts

Counterfeiting Offenses

Sentences Relative to the Guideline Range

60.0% of sentences for counterfeiting offenses were under the *Guidelines Manual*.

- 51.7% were within the guideline range.
- 5.0% were substantial assistance departures.
 - The average sentence reduction was 33.1%.
- 3.3% were some other downward departure.⁴

40.0% of sentences for counterfeiting offenses were variances.

- 33.3% were downward variances.
 - The average sentence reduction was 57.5%.
- 6.7% were upward variances.
 - The average sentence increase was 25.5%.

The average guideline minimum and average sentence imposed have remained steady over the past five years.

- The average guideline minimum was 21 months in fiscal year 2020 and 20 months in fiscal year 2024.
- The average sentence imposed was 18 months in fiscal year 2020 and 17 months in fiscal year 2024.

¹ Counterfeit offenses include cases in which the individual was sentenced under §2B5.1 (Offenses Involving Counterfeit Bearer Obligations of the United States).

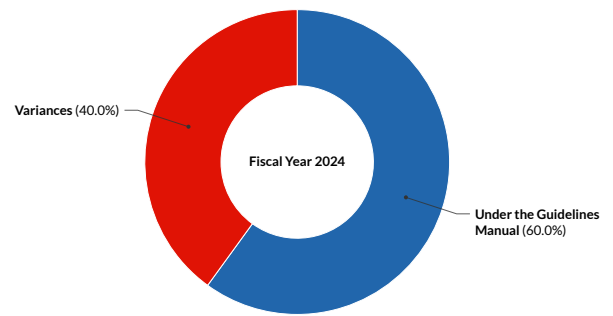
² Cases with incomplete sentencing information were excluded from the analysis.

³ The Loss Table was amended effective November 1, 2001 and November 1, 2015.

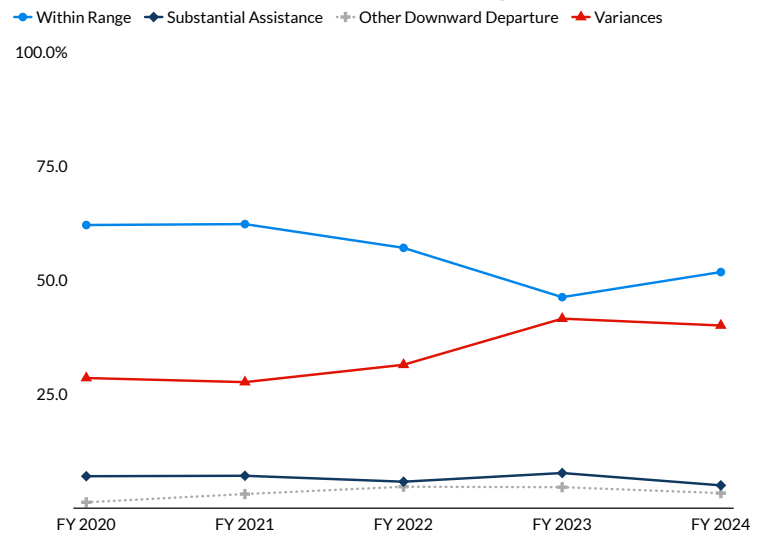
⁴ The Commission does not report the average for categories with fewer than three cases.

SOURCE: United States Sentencing Commission, FY 2020 through FY 2024 Datafiles, USSCFY20-USSCFY24.

Sentences Relative to the Guideline Range



Sentences Relative to the Guideline Range by Fiscal Year



Average Guideline Minimum and Average Sentence (months)

