



# Quick Facts

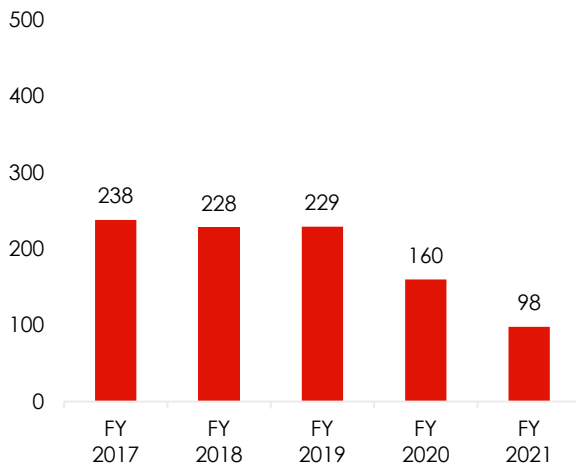
— Counterfeit Offenses —



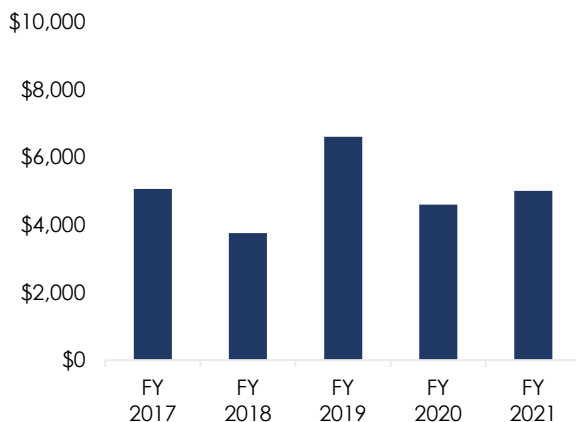
## Fiscal Year 2021

- ▶ IN FY 2021, 57,287 CASES WERE REPORTED TO THE U.S. SENTENCING COMMISSION.
- ▶ 98 INVOLVED COUNTERFEITING BEARER OBLIGATIONS OF THE UNITED STATES.<sup>1</sup>
- ▶ COUNTERFEIT OFFENSES HAVE DECREASED BY 58.8% SINCE FY 2017.

Number of Counterfeit Offenders



Median Loss for Counterfeit Offenses



## Offender and Offense Characteristics<sup>2</sup>

- 73.5% of counterfeit offenders were men.
- 52.6% were White, 33.0% were Black, 12.4% were Hispanic, and 2.0% were Other races.
- Their average age was 35 years.
- 94.9% were United States citizens.
- 21.4% had little or no prior criminal history (Criminal History Category I); 20.4% were CHC VI.
- The median loss for these offenses was \$5,000;<sup>3</sup>
  - ◆ 60.9% involved loss amounts of \$6,500 or less;
  - ◆ 5.8% involved loss amounts greater than \$95,000.
- Sentences were increased for:
  - ◆ manufacturing or producing counterfeit obligations or possessing counterfeiting paper, altered currency paper, or a counterfeit deterrent (53.1%);
  - ◆ possessing a firearm or other dangerous weapon in connection with the offense (5.1%);
  - ◆ committing any part of the offense outside the United States (1.0%);
  - ◆ a leadership or supervisory role in the offense (7.1%);
  - ◆ obstructing or impeding the administration of justice (2.0%).
- Sentences were decreased for:
  - ◆ minor or minimal participation in the offense (1.0%).
- The top five districts for counterfeit offenders were:
  - ◆ District of South Carolina (13);
  - ◆ Middle District of Florida (10);
  - ◆ District of Idaho (7);
  - ◆ Middle District of Pennsylvania (7);
  - ◆ District of Maryland (4).

## Punishment

- The average sentence for counterfeit offenders was 17 months.
- 84.7% were sentenced to prison.
- None were convicted of an offense carrying a mandatory minimum penalty.



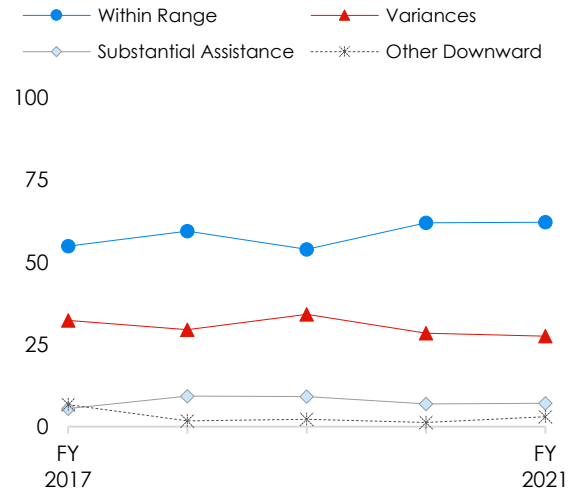
www.ussc.gov  
pubaffairs@ussc.gov  
@theusscgov

## — Counterfeit Offenses —

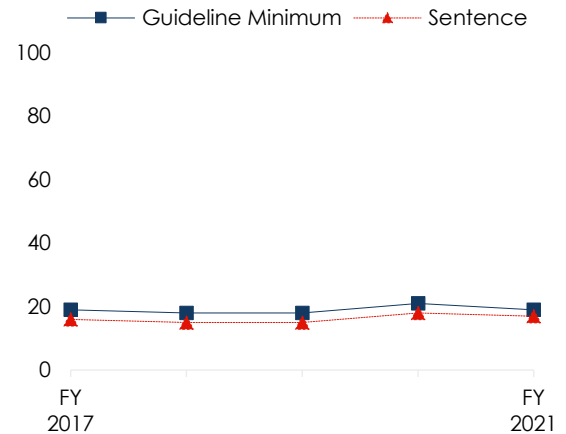
### Sentences Relative to the Guideline Range

- Of the 72.4% of counterfeit offenders sentenced under the *Guidelines Manual*:
  - 85.9% were sentenced within the guideline range.
  - 9.9% received a substantial assistance departure.
    - Their average sentence reduction was 40.1%.
  - 4.2% received some other downward departure.
    - Their average sentence reduction was 41.7%.
- 27.6% received a variance; of those offenders:
  - 92.6% received a downward variance.
    - Their average sentence reduction was 65.3%.
  - 7.4% received an upward variance.<sup>4</sup>
- The average guideline minimum and average sentence imposed remained steady over the past five years.
  - The average guideline minimum was 19 months in fiscal year 2017 and fiscal year 2021.
  - The average sentence imposed increased from 16 months in fiscal year 2017 to 17 months in fiscal year 2021.

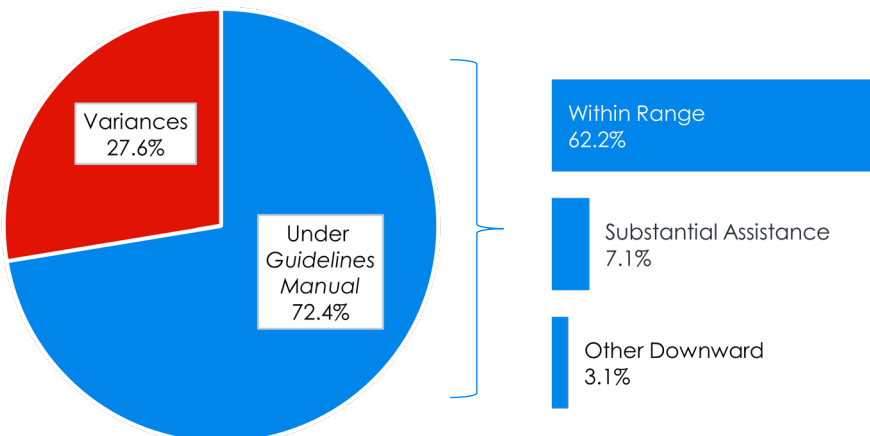
### Sentence Relative to the Guideline Range (%)



### Average Guideline Minimum and Average Sentence (months)



### Sentence Imposed Relative to the Guideline Range FY 2021



<sup>1</sup> Counterfeit offenses include cases in which the offender was sentenced under §2B5.1 (Offenses Involving Counterfeit Bearer Obligations of the United States).

<sup>2</sup> Cases with incomplete sentencing information were excluded from the analysis.

<sup>3</sup> The Loss Table was amended effective November 1, 2001 and November 1, 2015.

<sup>4</sup> The Commission does not report the average for categories with fewer than three cases.