



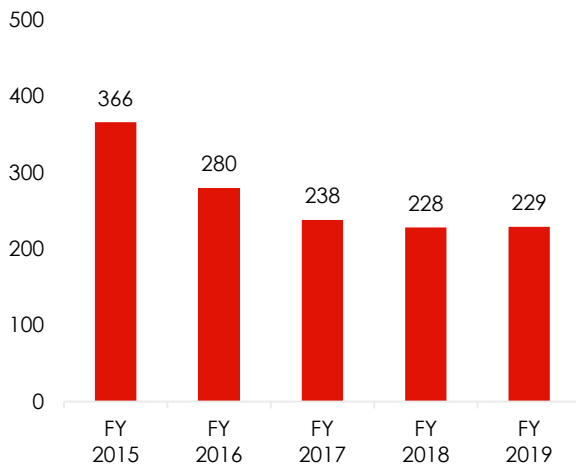
Quick Facts

— Counterfeit Offenses —

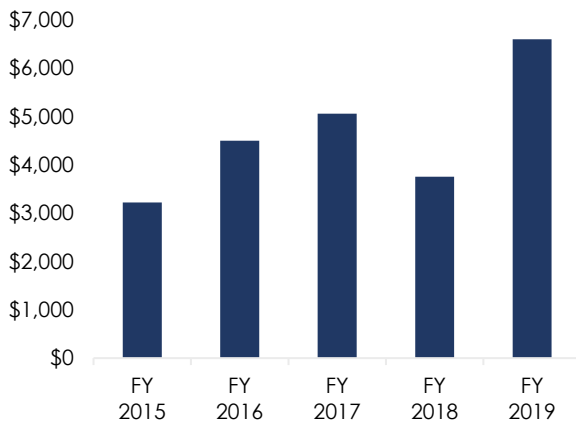
Fiscal Year 2019

- ▶ In FY 2019, 76,538 cases were reported to the U.S. Sentencing Commission.
- ▶ 229 involved counterfeiting bearer obligations of the United States.^{1,2}
- ▶ Counterfeit offenses have decreased by 37.4% since FY 2015.

Number of Counterfeit Offenders



Median Loss for Counterfeit Offenses



Offender and Offense Characteristics

- 77.6% of counterfeit offenders were men.
- 49.6% were White, 41.2% were Black, 8.4% were Hispanic, and 0.9% were Other races.
- Their average age was 33 years.
- 95.2% were United States citizens.
- 28.5% had little or no prior criminal history (Criminal History Category I).
- The median loss for these offenses was \$6,600.
 - ◆ 71.6% involved loss amounts of \$15,000 or less.³
 - ◆ 4.1% involved loss amounts greater than \$150,000.
- Sentences were increased for:
 - ◆ Manufacturing or producing counterfeit obligations or possessing counterfeiting paper, altered currency paper, or a counterfeit deterrent (57.0%);
 - ◆ Possessing a firearm or other dangerous weapon in connection with the offense (3.5%);
 - ◆ Committing any part of the offense outside the United States (1.3%);
 - ◆ Leadership or supervisory role in the offense (6.1%); and
 - ◆ Obstructing or impeding the administration of justice (3.1%).
- Sentences were decreased for:
 - ◆ Minor or minimal participation in the offense (3.1%).
- The top five districts for counterfeit offenders were:
 - ◆ District of South Carolina (26);
 - ◆ Central District of California (16);
 - ◆ Eastern District of Missouri (13);
 - ◆ Middle District of Florida (12); and
 - ◆ Northern District of Texas (11).

Punishment

- The average sentence for counterfeit offenders was 15 months.
- 81.1% of counterfeit offenders were sentenced to prison.
- None were convicted of an offense carrying a mandatory minimum penalty.

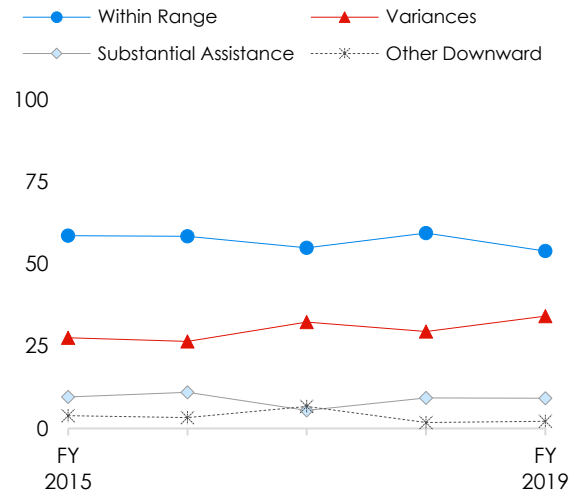


— Counterfeit Offenses —

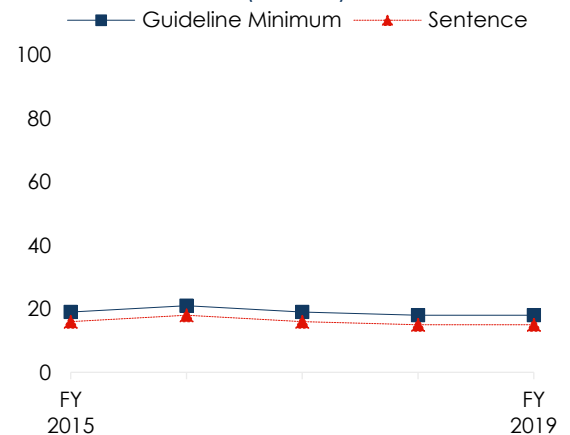
Sentences Relative to the Guideline Range

- Of the 65.8% of counterfeit offenders sentenced under the *Guidelines Manual*:
 - ◆ 82.0% were sentenced within the guideline range.
 - ◆ 14.0% received a substantial assistance departure.
 - ◇ Their average sentence reduction was 71.4%.
 - ◆ 3.3% received some other downward departure.
 - ◇ Their average sentence reduction was 33.7%.
- 34.2% received a variance; of those offenders:
 - ◆ 89.7% received a downward variance.
 - ◇ Their average sentence reduction was 57.1%.
 - ◆ 10.3% received an upward variance.
 - ◇ Their average sentence increase was 64.7%.
- The average guideline minimum and average sentence imposed have remained relatively steady over the past five years.
 - ◆ The average guideline minimum decreased from 19 months in fiscal year 2015 to 18 months in fiscal year 2019.
 - ◆ The average sentence imposed decreased from 16 months in fiscal year 2015 to 15 months in fiscal year 2019.

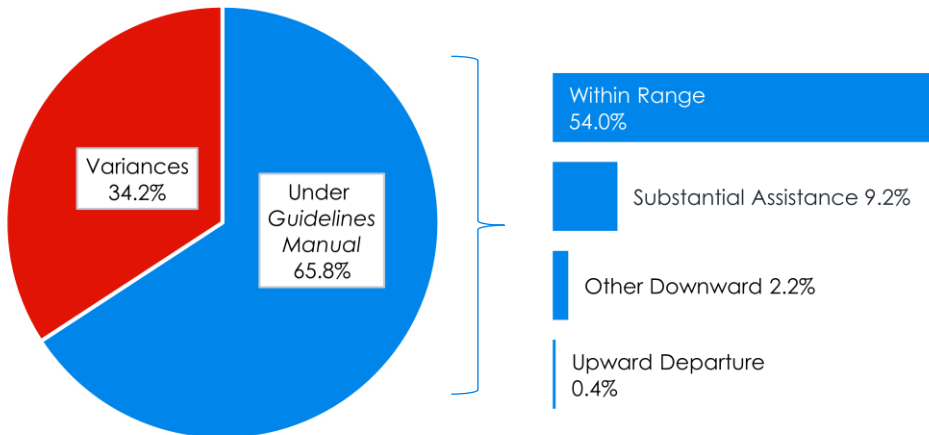
Sentence Relative to the Guideline Range (%)



Average Guideline Minimum and Average Sentence (months)



Sentence Imposed Relative to the Guideline Range FY 2019



1 Cases with incomplete sentencing information were excluded from the analysis.
 2 Counterfeit offenses include cases in which the offender was sentenced under §2B5.1 (Offenses Involving Counterfeit Bearer Obligations of the United States).
 3 The Loss Table was amended effective November 1, 2001 and November 1, 2015.