



QuickFacts

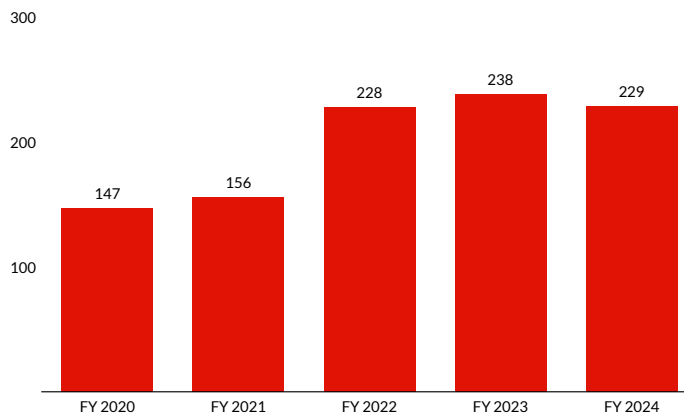
Bribery Offenses

Population Snapshot

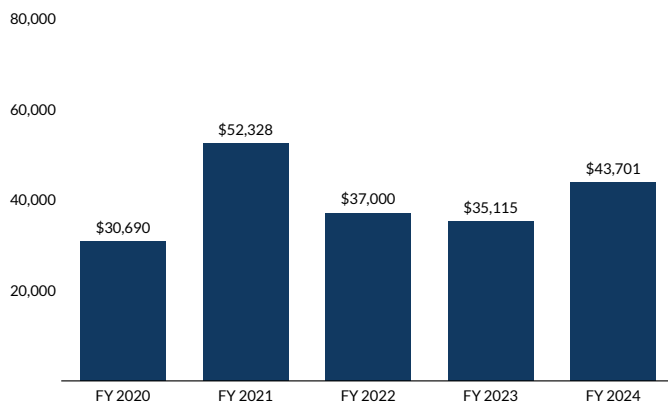
61,678 cases were reported in FY24;
229 involved bribery.¹

Bribery offenses have
increased 56.0%
since FY2020.

Number of Bribery Offenses



Median Loss Amounts for Bribery Offenses²



Individual and Offense Characteristics

85.8% of individuals sentenced for bribery offenses were men.

31.4% were White, 27.8% were Hispanic, 26.9% were Black, and 13.9% were Other races.

Their average age was 49 years.

90.2% were United States citizens.

90.7% had little or no prior criminal history (Criminal History Category I).

The median loss for these offenses was \$43,701;³

- 29.7% involved loss amounts of \$15,000 or less;
- 10.1% involved loss amounts greater than \$1.5 million.

Sentences were increased for:

- being a public official (49.8%);
- involving multiple bribes (75.1%);
- involving a high-level elected official (45.3%);
- a leadership or supervisory role in the offense (5.8%);
- abusing a public position of trust or using a special skill (0.4%);
- obstructing or impeding the administration of justice (8.4%).

Sentences were decreased for:

- minor or minimal participation in the offense (2.2%).

The top five districts for individuals sentenced for bribery offenses were:

- Southern District of New York (30);
- Eastern District of New York (21);
- District of Columbia (14);
- Eastern District of Pennsylvania (14);
- Southern District of Texas (13).

Punishment

The average sentence for individuals sentenced for bribery offenses was 20 months.

80.0% were sentenced to prison.

1.3% were convicted of an offense carrying a mandatory minimum penalty; 33.3% of those individuals were relieved of that penalty.



QuickFacts

Bribery Offenses

Sentences Relative to the Guideline Range

52.0% of sentences for bribery offenses were under the *Guidelines Manual*.

- 22.2% were within the guideline range.
- 24.9% were substantial assistance departures.
 - *The average sentence reduction was 72.2%.*
- 4.4% were some other downward departure.
 - *The average sentence reduction was 60.6%.*
- 0.4% were upward departures.⁴

48.0% of sentences for bribery were variances.

- 46.7% were downward variances.
 - *The average sentence reduction was 54.6%.*
- 1.3% were upward variances.
 - *The average sentence increase was 38.5%.*

The average guideline minimum and average sentence imposed have fluctuated over the past five years.

- The average guideline minimum increased and decreased throughout the fiscal years. The average guideline minimum was 40 months in fiscal year 2020 and 37 months in fiscal year 2024.
- The average sentence imposed increased and decreased throughout the fiscal years. The average sentence imposed was 15 months in fiscal year 2020 and 20 months in fiscal year 2024.

¹ Bribery offenses include cases in which the offender was sentenced under §2C1.1 or §2C1.2 (Offering, Giving, or Receiving a Bribe; Extortion Under Color of Official Right; Fraud Involving the Deprivation of the Intangible Right to Honest Services of Public Officials; Conspiracy to Defraud by Interference with Governmental Functions or Offering, Giving, Soliciting, or Receiving a Gratuity).

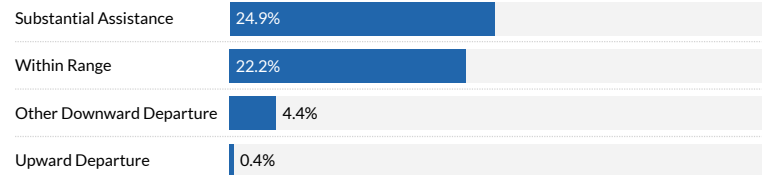
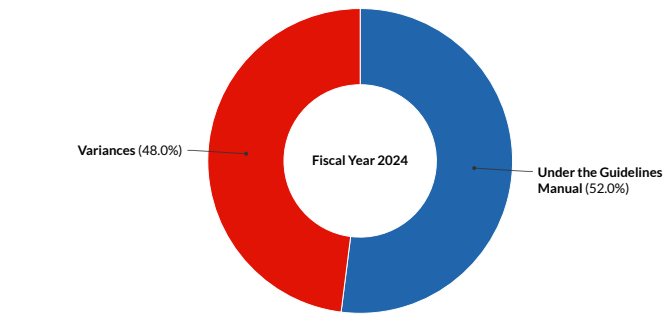
² Cases with incomplete sentencing information were excluded from the analysis.

³ The Loss Table was amended effective November 1, 2001 and November 1, 2015.

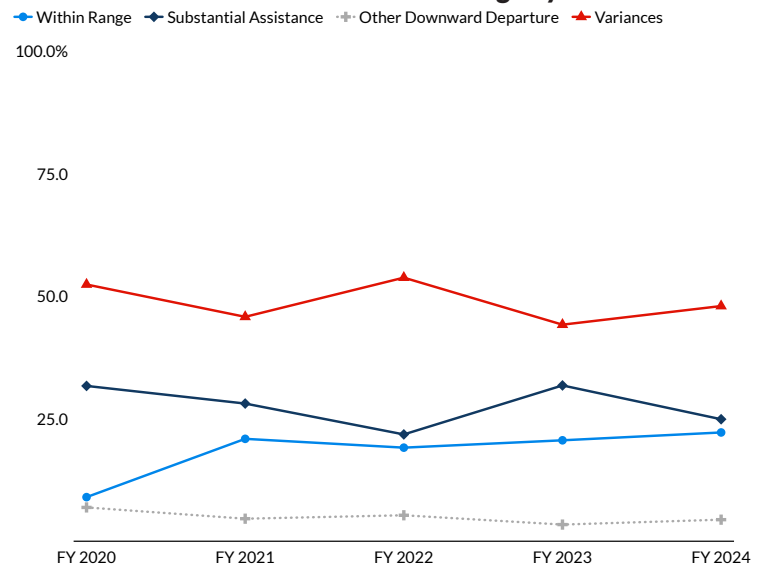
⁴ The Commission does not report the average for categories with fewer than three cases.

SOURCE: United States Sentencing Commission, FY 2020 through FY 2024 Datafiles, USSCFY20-USSCFY24.

Sentences Relative to the Guideline Range



Sentences Relative to the Guideline Range by Fiscal Year



Average Guideline Minimum and Average Sentence (months)

