



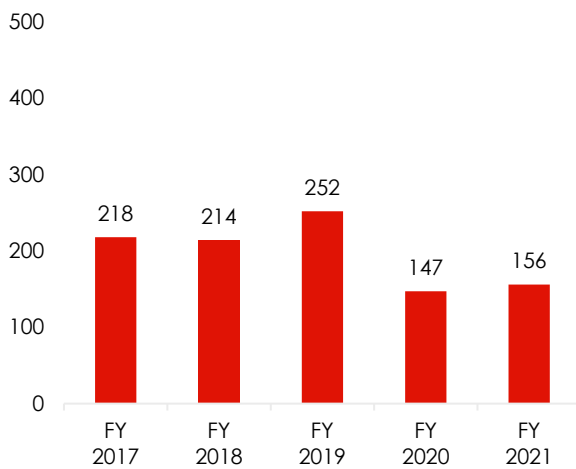
# Quick Facts

— Bribery Offenses —

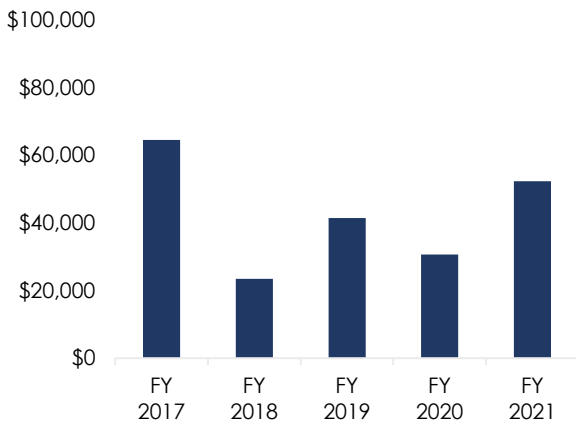
## Fiscal Year 2021

- ▶ IN FY 2021, 57,287 CASES WERE REPORTED TO THE U.S. SENTENCING COMMISSION.
- ▶ 156 INVOLVED BRIBERY.<sup>1</sup>
- ▶ BRIBERY OFFENSES HAVE DECREASED BY 28.4% SINCE FY 2017.

Number of Bribery Offenders



Median Loss for Bribery Offenses



## Offender and Offense Characteristics<sup>2</sup>

- 80.4% of bribery offenders were men.
- 32.7% were White, 30.7% were Black, 26.8% were Hispanic, and 9.8% were Other races.
- Their average age was 49 years.
- 93.5% were United States citizens.
- 90.2% had little or no prior criminal history (Criminal History Category I).
- The median loss for these offenses was \$52,328;<sup>3</sup>
  - ◆ 27.8% involved loss amounts of \$15,000 or less;
  - ◆ 11.1% involved loss amounts of greater than \$1.5 million.
- Sentences were increased for:
  - ◆ being a public official (51.6%);
  - ◆ involving multiple bribes (74.5%);
  - ◆ involving a high-level elected official (45.1%);
  - ◆ a leadership or supervisory role in the offense (7.8%);
  - ◆ abusing a public position of trust or using a special skill (2.6%);
  - ◆ obstructing or impeding the administration of justice (7.8%).
- Sentences were decreased for:
  - ◆ minor or minimal participation in the offense (3.3%).
- The top five districts for bribery offenders were:
  - ◆ Southern District of Texas (15);
  - ◆ Eastern District of New York (14);
  - ◆ Northern District of Ohio (8);
  - ◆ Eastern District of Pennsylvania (7);
  - ◆ District of Puerto Rico (7).

## Punishment

- The average sentence for bribery offenders was 23 months.
- 73.9% were sentenced to prison.
- None of the bribery offenders were convicted of an offense carrying a mandatory minimum penalty.

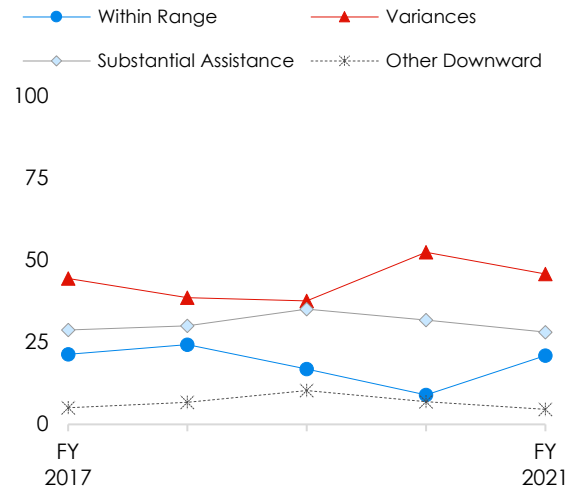


**Bribery Offenses**

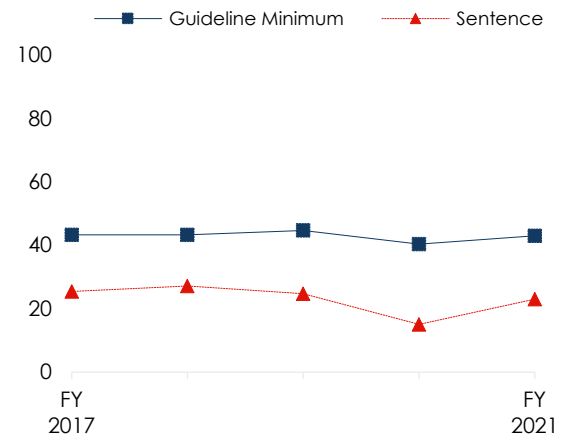
**Sentences Relative to the Guideline Range**

- Of the 54.2% of bribery offenders sentenced under the *Guidelines Manual*:
  - ◆ 38.6% were sentenced within the guideline range.
  - ◆ 51.8% received a substantial assistance departure.
    - ◇ Their average sentence reduction was 76.4%.
  - ◆ 8.4% received some other downward departure.
    - ◇ Their average sentence reduction was 51.3%.
- 45.8% received a variance; of those offenders:
  - ◆ All received a downward variance.
    - ◇ Their average sentence reduction was 56.8%.
- The average guideline minimum and average sentence imposed fluctuated over the past five years.
  - ◆ The average guideline minimum increased and decreased throughout the fiscal years. The average guideline minimum was 43 months in fiscal year 2017 and fiscal year 2021.
  - ◆ The average sentence imposed increased and decreased throughout the fiscal years. The average sentence imposed was 26 months in fiscal year 2017 and 23 months in fiscal year 2021.

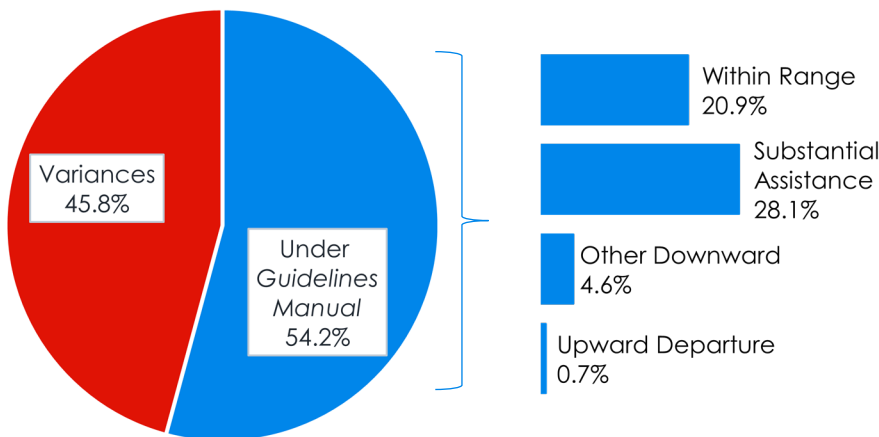
**Sentence Relative to the Guideline Range (%)**



**Average Guideline Minimum and Average Sentence (months)**



**Sentence Imposed Relative to the Guideline Range FY 2021**



<sup>1</sup> Bribery offenses include cases in which the offender was sentenced under §2C1.1 or §2C1.2 (Offering, Giving, or Receiving a Bribe; Extortion Under Color of Official Right; Fraud Involving the Deprivation of the Intangible Right to Honest Services of Public Officials; Conspiracy to Defraud by Interference with Governmental Functions or Offering, Giving, Soliciting, or Receiving a Gratuity).

<sup>2</sup> Cases with incomplete sentencing information were excluded from the analysis.

<sup>3</sup> The Loss Table was amended effective November 1, 2001 and November 1, 2015.