



Quick Facts

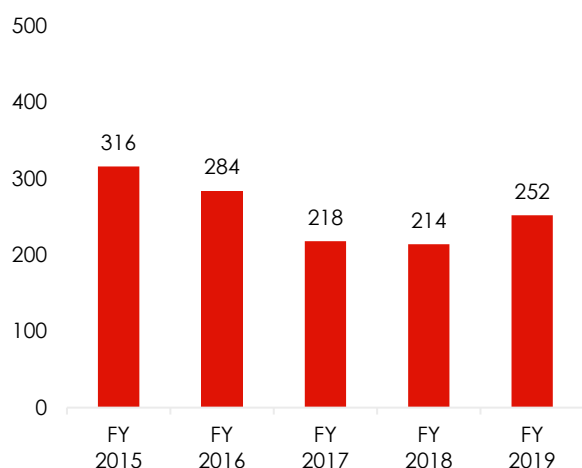


— Bribery Offenses —

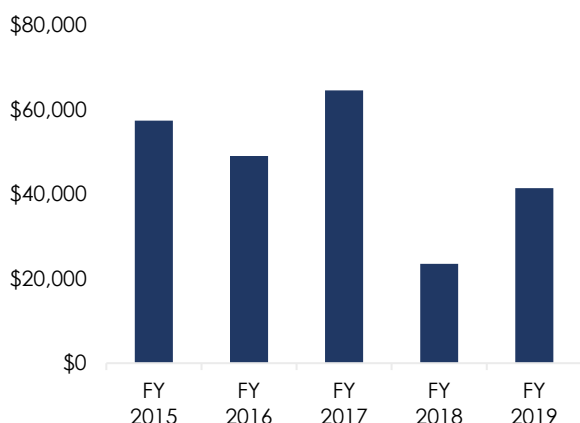
Fiscal Year 2019

- ▶ In FY 2019, 76,538 cases were reported to the U.S. Sentencing Commission.
- ▶ 252 involved bribery.^{1,2}
- ▶ Bribery offenses have decreased by 20.3% since FY 2015.

Number of Bribery Offenders



Median Loss for Bribery Offenses



Offender and Offense Characteristics

- 80.6% of bribery offenders were men.
- 37.6% were Black, 33.5% were White, 19.0% were Hispanic, and 9.9% were Other races.
- Their average age was 49 years.
- 91.7% were United States citizens.
- 87.6% had little or no prior criminal history (Criminal History Category I).
- The median loss for these offenses was \$41,390.
 - ◆ 34.4% involved loss amounts of \$15,000 or less.
 - ◆ 14.6% involved loss amounts of greater than \$1.5 million.
- Sentences were increased for:
 - ◆ Involving multiple bribes (76.5%);
 - ◆ Involving a high-level elected official (44.6%);
 - ◆ The offender was a public official and facilitated entry into the United States, or the obtainment of immigration or identification documents (3.3%);
 - ◆ Leadership or supervisory role in the offense (8.7%); and
 - ◆ Obstructing or impeding the administration of justice (9.1%).
- Sentences were decreased for:
 - ◆ Minor or minimal participation in the offense (5.0%).
- The top five districts for bribery offenders were:
 - ◆ Southern District of New York (29);
 - ◆ Eastern District of Pennsylvania (18);
 - ◆ Eastern District of Michigan (12);
 - ◆ Eastern District of California (12);
 - ◆ Central District of California (11).

Punishment

- The average sentence for bribery offenders was 25 months.
- 75.6% were sentenced to prison.
- One offender was convicted of an offense carrying a mandatory minimum penalty and was relieved of the penalty.

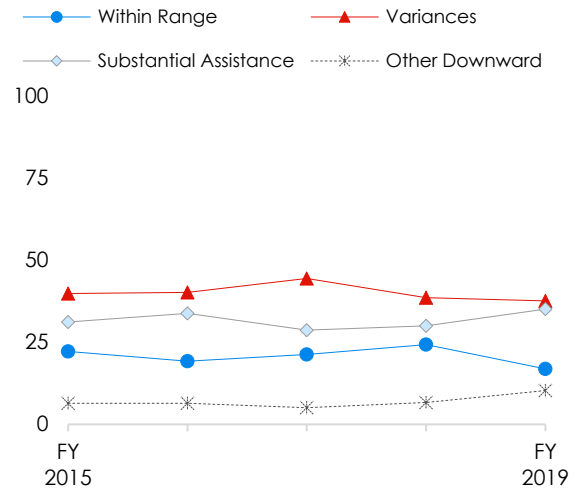


Bribery Offenses

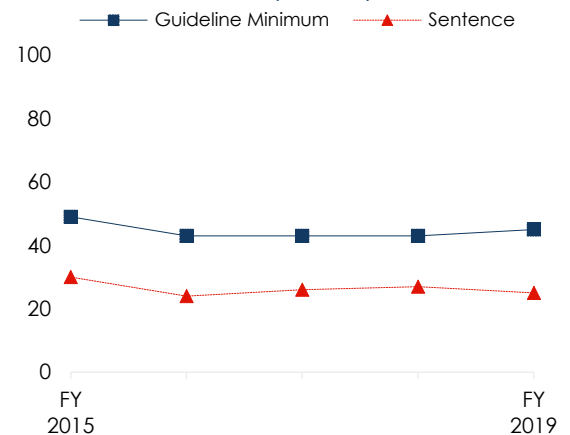
Sentences Relative to the Guideline Range

- Of the 62.4% of bribery offenders sentenced under the *Guidelines Manual*:
 - ◆ 27.2% were sentenced within the guideline range.
 - ◆ 56.3% received a substantial assistance departure.
 - ◇ Their average sentence reduction was 67.1%.
 - ◆ 16.6% received some other downward departure.
 - ◇ Their average sentence reduction was 61.4%.
- 37.6% received a variance; of those offenders:
 - ◆ 97.8% received a downward variance.
 - ◇ Their average sentence reduction was 52.9%.
 - ◆ 2.2% received an upward variance.
 - ◇ Their average sentence increase was 73.2%.
- The average guideline minimum and the average sentence imposed have decreased slightly over the past five years.
 - ◆ The average guideline minimum decreased from 49 months in fiscal year 2015 to 45 months in fiscal year 2019.
 - ◆ The average sentence imposed decreased from 30 months in fiscal year 2015 to 25 months in fiscal year 2019.

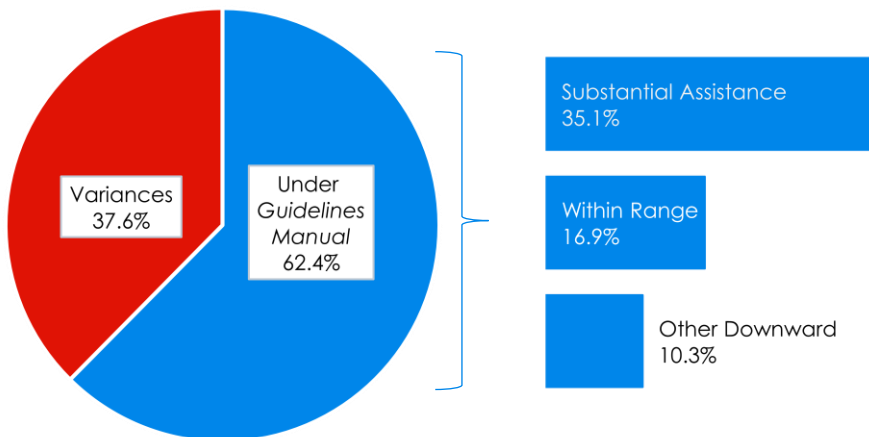
Sentence Relative to the Guideline Range (%)



Average Guideline Minimum and Average Sentence (months)



Sentence Imposed Relative to the Guideline Range FY 2019



1 Cases with incomplete sentencing information were excluded from the analysis.

2 Bribery offenses include cases in which the offender was sentenced under §2C1.1 or §2C1.2 (Offering, Giving, or Receiving a Bribe; Extortion Under Color of Official Right; Fraud Involving the Deprivation of the Intangible Right to Honest Services of Public Officials; Conspiracy to Defraud by Interference with Governmental Functions or Offering, Giving, Soliciting, or Receiving a Gratuity).

3 The Loss Table was amended effective November 1, 2001 and November 1, 2015.