



QuickFacts

Alien Smuggling Offenses

Population Snapshot

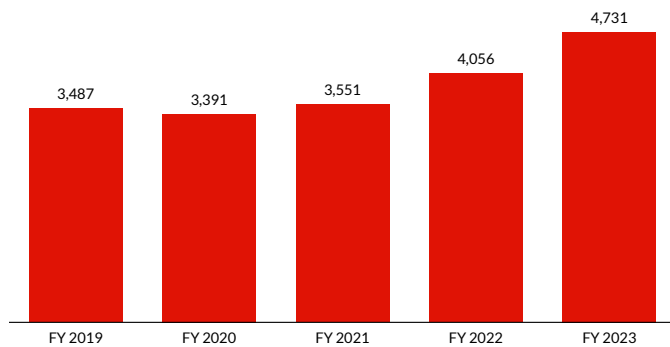
64,124 cases were reported in FY23;

18,106 involved immigration offenses.¹

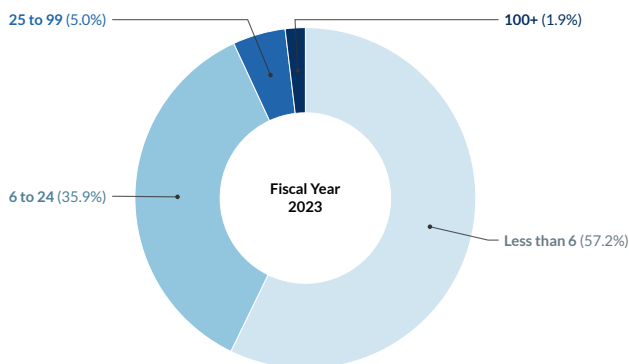
26.1% involved alien smuggling.²

Alien smuggling offenses increased by 35.7% since FY19.

Number of Alien Smuggling Offenses



Number of Aliens Smuggled



Individual and Offense Characteristics³

- 76.8% of individuals sentenced for alien smuggling were men.
- 79.7% were Hispanic, 10.9% were White, 7.5% were Black, and 1.9% were Other races.
- Their average age was 32 years.
- 70.2% were United States citizens.
- 63.9% had little or no prior criminal history (Criminal History Category I);
 - 12.0% were CHC II;
 - 11.0% were CHC III;
 - 6.1% were CHC IV;
 - 3.5% were CHC V;
 - 3.6% were CHC VI.
- 10.2% of alien smuggling offenses involved an unaccompanied minor.
- 57.2% of alien smuggling offenses involved smuggling, transporting, or harboring fewer than six people.
- 1.2% of alien smuggling offenses involved an alien who was involuntarily detained through coercion, threat, or in demand for payment.
- 92.8% of alien smuggling offenses did not involve the use of a weapon.
- 97.1% of alien smuggling offenses did not involve physical injury, but 37.9% involved the risk of injury.
- A death occurred in 0.9% of alien smuggling offenses.
- The top five districts for alien smuggling offenses were:
 - Western District of Texas (1,490);
 - Southern District of Texas (1,191);
 - District of Arizona (981);
 - Southern District of California (490);
 - District of New Mexico (312).



QuickFacts

Alien Smuggling Offenses

Punishment

- The average sentence for alien smuggling was 15 months.
- 89.9% of individuals sentenced for alien smuggling were sentenced to prison.
- 1.5% were convicted of an offense carrying a mandatory minimum penalty.

Sentences Relative to the Guideline Range


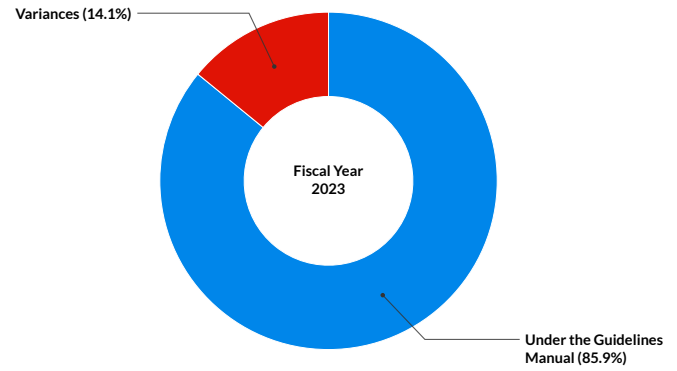
Of the 85.9% of individuals sentenced for alien smuggling under the *Guidelines Manual*:

- 46.3% were sentenced within the guideline range.
- 47.6% received an Early Disposition Program (EDP) departure.⁴
 - Their average sentence reduction was 50.5%.
- 3.7% received a substantial assistance departure
 - Their average sentence reduction was 52.7%.
- 2.3% received some other downward departure.
 - Their average sentence reduction was 47.5%.
- 14.1% received a variance; of those individuals:
 - 84.9% received a downward variance.
 - Their average sentence reduction was 50.5%.
 - 15.1% received an upward variance.
 - Their average sentence increase was 36.1%.

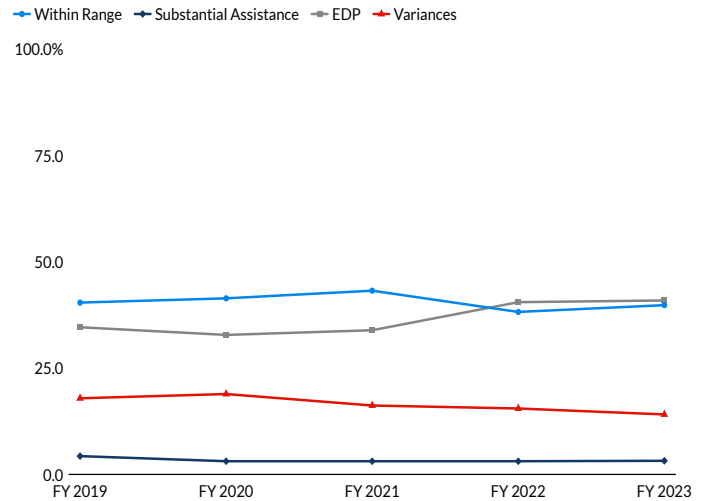
The average guideline minimum and average sentence imposed remained steady over the past five years.

- The average guideline minimum was 18 months in fiscal year 2019 and 19 months in fiscal year 2023.
- The average sentence imposed was 14 months in fiscal year 2019 and 15 months in fiscal year 2023.

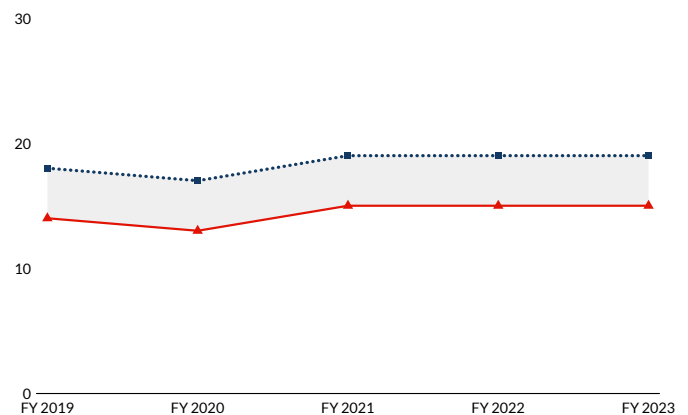
Sentences Relative to the Guideline Range



Sentences Relative to the Guideline Range



Average Guideline Minimum and Average Sentence (in months)



¹ Immigration cases include cases sentenced under USSG §2L1.1 (Smuggling, Transporting or Harboring an Unlawful Alien), 2L1.2 (Illegal Reentry), 2L2.1 (Trafficking in Documents Relating to Citizenship), 2L2.2 (Fraudulently Acquiring Documents Relating to Citizenship), and 2L2.5 (Failure to Surrender Cancelled Naturalization Certificate).

² Alien smuggling involves cases in which the court applied USSG §2L1.1 as the primary sentencing guideline.

³ Cases with incomplete sentencing information were excluded from the analysis.

⁴ "Early Disposition Program" (or EDP) departures are departures where the government sought a sentence below the guideline range because the defendant participated in the government's Early Disposition Program, through which cases are resolved in an expedited manner. See USSG §5K3.1.