

# United States Sentencing Commission



## *Statistical Information Packet*

*Fiscal Year 2024*

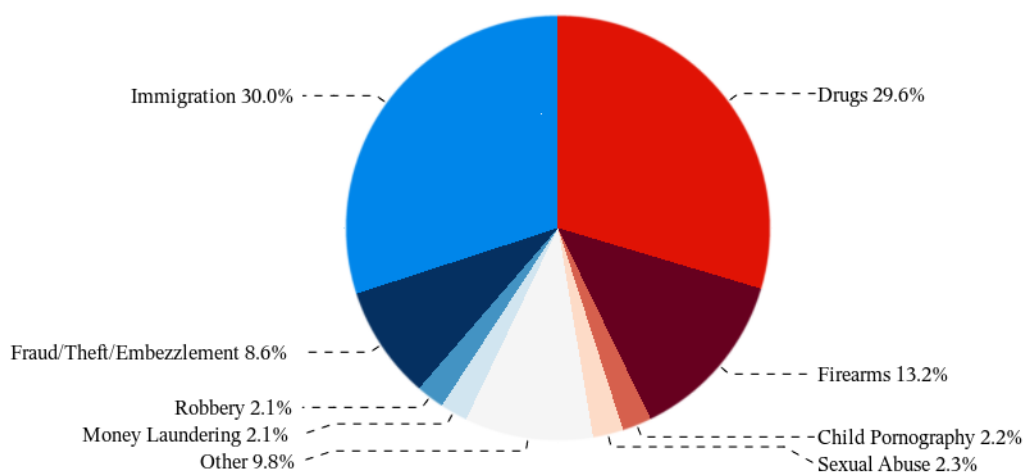
*Northern District of New York*

## TABLE OF CONTENTS

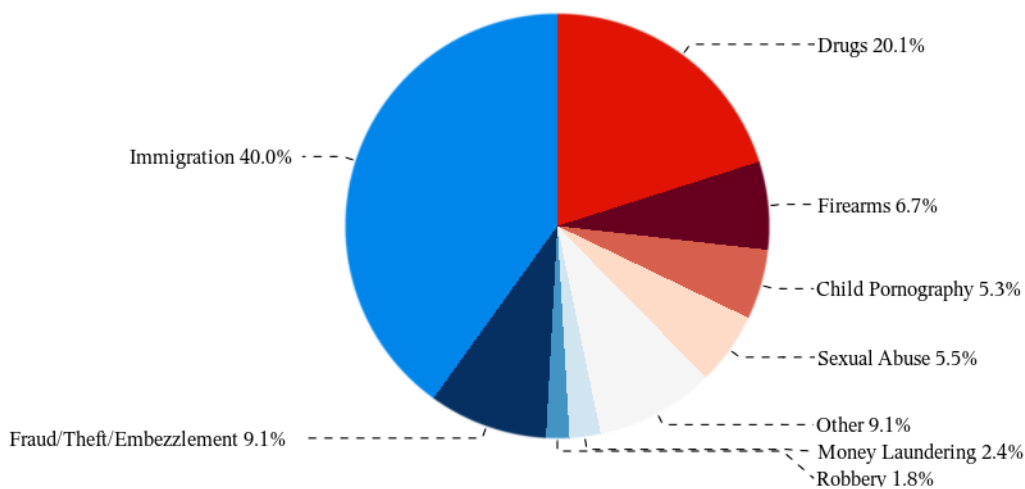
|                 |   |    |
|-----------------|---|----|
| <b>Figure A</b> | Sentenced Individuals by Type of Crime  | 1  |
| <b>Figure B</b> | Distribution of Primary Drug Type in Federal Drug Cases                                   | 2  |
| <b>Table 1</b>  | Distribution of Sentenced Individuals by Type of Crime                                    | 3  |
| <b>Table 2</b>  | Guilty Pleas and Trials in Each Circuit and District                                      | 4  |
| <b>Table 3</b>  | Guilty Pleas and Trials by Type of Crime  | 7  |
| <b>Table 4</b>  | Sentence Type by Type of Crime<br>(National)  | 8  |
| <b>Table 5</b>  | Sentence Type by Type of Crime<br>(District)  | 9  |
| <b>Table 6</b>  | Incarceration Rate of U.S. Citizens Eligible for Non-Prison Sentences<br>by Type of Crime | 10 |
| <b>Table 7</b>  | Sentence Length by Type of Crime  | 11 |
| <b>Table 8</b>  | Sentence Imposed Relative to the Guideline Range  | 12 |
| <b>Table 9</b>  | Sentence Imposed Relative to the Guideline Range<br>in Each Circuit and District          | 13 |
| <b>Table 10</b> | Sentence Imposed Relative to the Guideline Range<br>by Type of Crime                      | 16 |

**Figure A**  
**SENTENCED INDIVIDUALS BY TYPE OF CRIME**  
**Fiscal Year 2024**

**National**



**Northern New York**



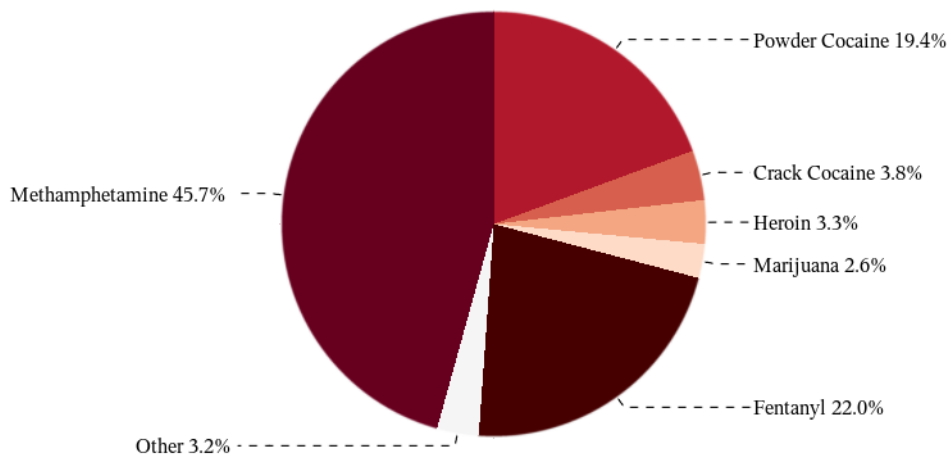
The National figure includes the 61,678 cases reported to the Commission. The Drugs category includes trafficking and simple possession.

The Northern District of New York figure includes the 507 cases reported to the Commission.

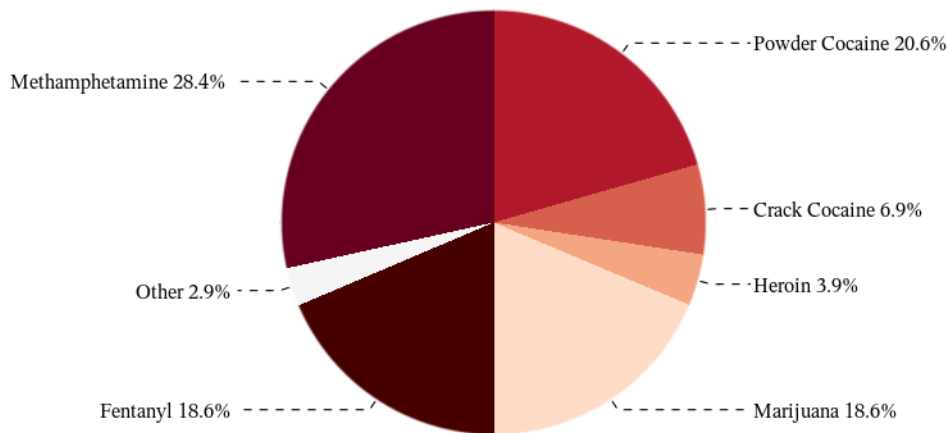
SOURCE: U.S. Sentencing Commission, 2024 Datafile, USSCFY24.

**Figure B**  
**DISTRIBUTION OF PRIMARY DRUG TYPE IN FEDERAL DRUG CASES**  
**Fiscal Year 2024**

**National**



**Northern New York**



Of the 61,678 National cases, in 18,150 the individual was sentenced under USSG Chapter Two, Part D (Drugs).

Of the 507 cases from the Northern District of New York, in 102 the individual was sentenced under USSG Chapter Two, Part D (Drugs).

SOURCE: U.S. Sentencing Commission, 2024 Datafile, USSCFY24.

**Table 1**

**DISTRIBUTION OF SENTENCED INDIVIDUALS  
BY TYPE OF CRIME  
Fiscal Year 2024**

| TYPE OF CRIME                | National      |              | Northern New York |              |
|------------------------------|---------------|--------------|-------------------|--------------|
|                              | N             | %            | N                 | %            |
| <b>TOTAL</b>                 | <b>61,678</b> | <b>100.0</b> | <b>507</b>        | <b>100.0</b> |
| Administration of Justice    | 660           | 1.1          | 4                 | 0.8          |
| Antitrust                    | 8             | 0.0          | 0                 | 0.0          |
| Arson                        | 84            | 0.1          | 0                 | 0.0          |
| Assault                      | 901           | 1.5          | 0                 | 0.0          |
| Bribery/Corruption           | 362           | 0.6          | 0                 | 0.0          |
| Burglary/Trespass            | 99            | 0.2          | 0                 | 0.0          |
| Child Pornography            | 1,375         | 2.2          | 27                | 5.3          |
| Commercialized Vice          | 72            | 0.1          | 0                 | 0.0          |
| Drug Possession              | 109           | 0.2          | 0                 | 0.0          |
| Drug Trafficking             | 18,172        | 29.5         | 102               | 20.1         |
| Environmental                | 140           | 0.2          | 2                 | 0.4          |
| Extortion/Racketeering       | 112           | 0.2          | 1                 | 0.2          |
| Firearms                     | 8,131         | 13.2         | 34                | 6.7          |
| Food and Drug                | 35            | 0.1          | 1                 | 0.2          |
| Forgery/Counter/Copyright    | 95            | 0.2          | 0                 | 0.0          |
| Fraud/Theft/Embezzlement     | 5,312         | 8.6          | 46                | 9.1          |
| Immigration                  | 18,492        | 30.0         | 203               | 40.0         |
| Individual Rights            | 125           | 0.2          | 0                 | 0.0          |
| Kidnapping                   | 147           | 0.2          | 0                 | 0.0          |
| Manslaughter                 | 111           | 0.2          | 0                 | 0.0          |
| Money Laundering             | 1,289         | 2.1          | 12                | 2.4          |
| Murder                       | 523           | 0.8          | 0                 | 0.0          |
| National Defense             | 229           | 0.4          | 0                 | 0.0          |
| Obscenity/Other Sex Offenses | 339           | 0.5          | 7                 | 1.4          |
| Prison Offenses              | 438           | 0.7          | 1                 | 0.2          |
| Robbery                      | 1,323         | 2.1          | 9                 | 1.8          |
| Sexual Abuse                 | 1,430         | 2.3          | 28                | 5.5          |
| Stalking/Harassing           | 254           | 0.4          | 3                 | 0.6          |
| Tax                          | 440           | 0.7          | 7                 | 1.4          |
| Other                        | 871           | 1.4          | 20                | 3.9          |

SOURCE: U.S. Sentencing Commission, 2024 Datafile, USSCFY24.

Table 2

GUILTY PLEAS AND TRIALS IN EACH CIRCUIT AND DISTRICT  
Fiscal Year 2024

| CIRCUIT<br>District   | TOTAL         | PLEA          |             | TRIAL        |             |
|-----------------------|---------------|---------------|-------------|--------------|-------------|
|                       |               | N             | %           | N            | %           |
| <b>TOTAL</b>          | <b>61,678</b> | <b>59,922</b> | <b>97.2</b> | <b>1,756</b> | <b>2.8</b>  |
| <b>D.C. CIRCUIT</b>   | <b>536</b>    | <b>432</b>    | <b>80.6</b> | <b>104</b>   | <b>19.4</b> |
| District of Columbia  | 536           | 432           | 80.6        | 104          | 19.4        |
| <b>FIRST CIRCUIT</b>  | <b>2,010</b>  | <b>1,946</b>  | <b>96.8</b> | <b>64</b>    | <b>3.2</b>  |
| Maine                 | 132           | 122           | 92.4        | 10           | 7.6         |
| Massachusetts         | 531           | 498           | 93.8        | 33           | 6.2         |
| New Hampshire         | 118           | 114           | 96.6        | 4            | 3.4         |
| Puerto Rico           | 1,120         | 1,103         | 98.5        | 17           | 1.5         |
| Rhode Island          | 109           | 109           | 100.0       | 0            | 0.0         |
| <b>SECOND CIRCUIT</b> | <b>3,061</b>  | <b>2,926</b>  | <b>95.6</b> | <b>135</b>   | <b>4.4</b>  |
| Connecticut           | 249           | 232           | 93.2        | 17           | 6.8         |
| <b>New York</b>       |               |               |             |              |             |
| Eastern               | 727           | 687           | 94.5        | 40           | 5.5         |
| Northern              | 507           | 496           | 97.8        | 11           | 2.2         |
| Southern              | 1,048         | 987           | 94.2        | 61           | 5.8         |
| Western               | 365           | 362           | 99.2        | 3            | 0.8         |
| Vermont               | 165           | 162           | 98.2        | 3            | 1.8         |
| <b>THIRD CIRCUIT</b>  | <b>2,487</b>  | <b>2,389</b>  | <b>96.1</b> | <b>98</b>    | <b>3.9</b>  |
| Delaware              | 95            | 92            | 96.8        | 3            | 3.2         |
| New Jersey            | 830           | 812           | 97.8        | 18           | 2.2         |
| <b>Pennsylvania</b>   |               |               |             |              |             |
| Eastern               | 488           | 457           | 93.6        | 31           | 6.4         |
| Middle                | 454           | 430           | 94.7        | 24           | 5.3         |
| Western               | 523           | 509           | 97.3        | 14           | 2.7         |
| Virgin Islands        | 97            | 89            | 91.8        | 8            | 8.2         |
| <b>FOURTH CIRCUIT</b> | <b>3,984</b>  | <b>3,873</b>  | <b>97.2</b> | <b>111</b>   | <b>2.8</b>  |
| Maryland              | 449           | 435           | 96.9        | 14           | 3.1         |
| <b>North Carolina</b> |               |               |             |              |             |
| Eastern               | 827           | 820           | 99.2        | 7            | 0.8         |
| Middle                | 283           | 273           | 96.5        | 10           | 3.5         |
| Western               | 305           | 291           | 95.4        | 14           | 4.6         |
| South Carolina        | 571           | 561           | 98.2        | 10           | 1.8         |
| <b>Virginia</b>       |               |               |             |              |             |
| Eastern               | 777           | 741           | 95.4        | 36           | 4.6         |
| Western               | 196           | 186           | 94.9        | 10           | 5.1         |
| <b>West Virginia</b>  |               |               |             |              |             |
| Northern              | 346           | 340           | 98.3        | 6            | 1.7         |
| Southern              | 230           | 226           | 98.3        | 4            | 1.7         |

| CIRCUIT<br>District    | TOTAL         | PLEA          |             | TRIAL      |            |
|------------------------|---------------|---------------|-------------|------------|------------|
|                        |               | N             | %           | N          | %          |
| <b>FIFTH CIRCUIT</b>   | <b>17,741</b> | <b>17,573</b> | <b>99.1</b> | <b>168</b> | <b>0.9</b> |
| Louisiana              |               |               |             |            |            |
| Eastern                | 342           | 335           | 98.0        | 7          | 2.0        |
| Middle                 | 95            | 90            | 94.7        | 5          | 5.3        |
| Western                | 285           | 275           | 96.5        | 10         | 3.5        |
| Mississippi            |               |               |             |            |            |
| Northern               | 185           | 180           | 97.3        | 5          | 2.7        |
| Southern               | 322           | 310           | 96.3        | 12         | 3.7        |
| Texas                  |               |               |             |            |            |
| Eastern                | 1,134         | 1,114         | 98.2        | 20         | 1.8        |
| Northern               | 1,221         | 1,201         | 98.4        | 20         | 1.6        |
| Southern               | 6,122         | 6,075         | 99.2        | 47         | 0.8        |
| Western                | 8,035         | 7,993         | 99.5        | 42         | 0.5        |
| <b>SIXTH CIRCUIT</b>   | <b>4,330</b>  | <b>4,152</b>  | <b>95.9</b> | <b>178</b> | <b>4.1</b> |
| Kentucky               |               |               |             |            |            |
| Eastern                | 437           | 412           | 94.3        | 25         | 5.7        |
| Western                | 357           | 350           | 98.0        | 7          | 2.0        |
| Michigan               |               |               |             |            |            |
| Eastern                | 642           | 617           | 96.1        | 25         | 3.9        |
| Western                | 226           | 215           | 95.1        | 11         | 4.9        |
| Ohio                   |               |               |             |            |            |
| Northern               | 829           | 797           | 96.1        | 32         | 3.9        |
| Southern               | 577           | 561           | 97.2        | 16         | 2.8        |
| Tennessee              |               |               |             |            |            |
| Eastern                | 539           | 525           | 97.4        | 14         | 2.6        |
| Middle                 | 333           | 306           | 91.9        | 27         | 8.1        |
| Western                | 390           | 369           | 94.6        | 21         | 5.4        |
| <b>SEVENTH CIRCUIT</b> | <b>2,013</b>  | <b>1,895</b>  | <b>94.1</b> | <b>118</b> | <b>5.9</b> |
| Illinois               |               |               |             |            |            |
| Central                | 249           | 231           | 92.8        | 18         | 7.2        |
| Northern               | 549           | 500           | 91.1        | 49         | 8.9        |
| Southern               | 224           | 216           | 96.4        | 8          | 3.6        |
| Indiana                |               |               |             |            |            |
| Northern               | 236           | 219           | 92.8        | 17         | 7.2        |
| Southern               | 352           | 340           | 96.6        | 12         | 3.4        |
| Wisconsin              |               |               |             |            |            |
| Eastern                | 286           | 275           | 96.2        | 11         | 3.8        |
| Western                | 117           | 114           | 97.4        | 3          | 2.6        |
| <b>EIGHTH CIRCUIT</b>  | <b>4,864</b>  | <b>4,680</b>  | <b>96.2</b> | <b>184</b> | <b>3.8</b> |
| Arkansas               |               |               |             |            |            |
| Eastern                | 517           | 502           | 97.1        | 15         | 2.9        |
| Western                | 207           | 200           | 96.6        | 7          | 3.4        |
| Iowa                   |               |               |             |            |            |
| Northern               | 295           | 275           | 93.2        | 20         | 6.8        |
| Southern               | 328           | 307           | 93.6        | 21         | 6.4        |
| Minnesota              | 380           | 361           | 95.0        | 19         | 5.0        |
| Missouri               |               |               |             |            |            |
| Eastern                | 1,012         | 994           | 98.2        | 18         | 1.8        |
| Western                | 783           | 761           | 97.2        | 22         | 2.8        |
| Nebraska               | 440           | 430           | 97.7        | 10         | 2.3        |
| North Dakota           | 327           | 317           | 96.9        | 10         | 3.1        |
| South Dakota           | 575           | 533           | 92.7        | 42         | 7.3        |

| CIRCUIT<br>District      | TOTAL         | PLEA          |             | TRIAL      |            |
|--------------------------|---------------|---------------|-------------|------------|------------|
|                          |               | N             | %           | N          | %          |
| <b>NINTH CIRCUIT</b>     | <b>10,775</b> | <b>10,553</b> | <b>97.9</b> | <b>222</b> | <b>2.1</b> |
| Alaska                   | 136           | 133           | 97.8        | 3          | 2.2        |
| Arizona                  | 3,904         | 3,877         | 99.3        | 27         | 0.7        |
| California               |               |               |             |            |            |
| Central                  | 926           | 878           | 94.8        | 48         | 5.2        |
| Eastern                  | 445           | 438           | 98.4        | 7          | 1.6        |
| Northern                 | 477           | 455           | 95.4        | 22         | 4.6        |
| Southern                 | 2,634         | 2,596         | 98.6        | 38         | 1.4        |
| Guam                     | 39            | 39            | 100.0       | 0          | 0.0        |
| Hawaii                   | 108           | 98            | 90.7        | 10         | 9.3        |
| Idaho                    | 304           | 298           | 98.0        | 6          | 2.0        |
| Montana                  | 367           | 349           | 95.1        | 18         | 4.9        |
| Nevada                   | 271           | 262           | 96.7        | 9          | 3.3        |
| Northern Mariana Islands | 40            | 39            | 97.5        | 1          | 2.5        |
| Oregon                   | 521           | 513           | 98.5        | 8          | 1.5        |
| Washington               |               |               |             |            |            |
| Eastern                  | 286           | 273           | 95.5        | 13         | 4.5        |
| Western                  | 317           | 305           | 96.2        | 12         | 3.8        |
| <b>TENTH CIRCUIT</b>     | <b>4,884</b>  | <b>4,752</b>  | <b>97.3</b> | <b>132</b> | <b>2.7</b> |
| Colorado                 | 382           | 368           | 96.3        | 14         | 3.7        |
| Kansas                   | 340           | 332           | 97.6        | 8          | 2.4        |
| New Mexico               | 1,696         | 1,679         | 99.0        | 17         | 1.0        |
| Oklahoma                 |               |               |             |            |            |
| Eastern                  | 311           | 273           | 87.8        | 38         | 12.2       |
| Northern                 | 636           | 620           | 97.5        | 16         | 2.5        |
| Western                  | 687           | 663           | 96.5        | 24         | 3.5        |
| Utah                     | 653           | 643           | 98.5        | 10         | 1.5        |
| Wyoming                  | 179           | 174           | 97.2        | 5          | 2.8        |
| <b>ELEVENTH CIRCUIT</b>  | <b>4,993</b>  | <b>4,751</b>  | <b>95.2</b> | <b>242</b> | <b>4.8</b> |
| Alabama                  |               |               |             |            |            |
| Middle                   | 272           | 253           | 93.0        | 19         | 7.0        |
| Northern                 | 439           | 431           | 98.2        | 8          | 1.8        |
| Southern                 | 237           | 227           | 95.8        | 10         | 4.2        |
| Florida                  |               |               |             |            |            |
| Middle                   | 1,136         | 1,077         | 94.8        | 59         | 5.2        |
| Northern                 | 260           | 246           | 94.6        | 14         | 5.4        |
| Southern                 | 1,377         | 1,298         | 94.3        | 79         | 5.7        |
| Georgia                  |               |               |             |            |            |
| Middle                   | 428           | 404           | 94.4        | 24         | 5.6        |
| Northern                 | 477           | 456           | 95.6        | 21         | 4.4        |
| Southern                 | 367           | 359           | 97.8        | 8          | 2.2        |

Of the 61,678 National cases, no cases were excluded.

SOURCE: U.S. Sentencing Commission, 2024 Datafile, USSCFY24.



**Table 3**

**GUILTY PLEAS AND TRIALS BY TYPE OF CRIME  
Fiscal Year 2024**

| TYPE OF CRIME                | TOTAL         | National      |             |              |            | Northern New York |             |           |            |
|------------------------------|---------------|---------------|-------------|--------------|------------|-------------------|-------------|-----------|------------|
|                              |               | PLEA          |             | TRIAL        |            | PLEA              |             | TRIAL     |            |
|                              |               | N             | %           | N            | %          | N                 | %           | N         | %          |
| <b>TOTAL</b>                 | <b>61,678</b> | <b>59,922</b> | <b>97.2</b> | <b>1,756</b> | <b>2.8</b> | <b>496</b>        | <b>97.8</b> | <b>11</b> | <b>2.2</b> |
| Administration of Justice    | 660           | 588           | 89.1        | 72           | 10.9       | 4                 | 100.0       | 0         | 0.0        |
| Antitrust                    | 8             | 8             | 100.0       | 0            | 0.0        | 0                 | --          | 0         | --         |
| Arson                        | 84            | 78            | 92.9        | 6            | 7.1        | 0                 | --          | 0         | --         |
| Assault                      | 901           | 818           | 90.8        | 83           | 9.2        | 0                 | --          | 0         | --         |
| Bribery/Corruption           | 362           | 324           | 89.5        | 38           | 10.5       | 0                 | --          | 0         | --         |
| Burglary/Trespass            | 99            | 95            | 96.0        | 4            | 4.0        | 0                 | --          | 0         | --         |
| Child Pornography            | 1,375         | 1,334         | 97.0        | 41           | 3.0        | 25                | 92.6        | 2         | 7.4        |
| Commercialized Vice          | 72            | 70            | 97.2        | 2            | 2.8        | 0                 | --          | 0         | --         |
| Drug Possession              | 109           | 107           | 98.2        | 2            | 1.8        | 0                 | --          | 0         | --         |
| Drug Trafficking             | 18,172        | 17,795        | 97.9        | 377          | 2.1        | 98                | 96.1        | 4         | 3.9        |
| Environmental                | 140           | 139           | 99.3        | 1            | 0.7        | 2                 | 100.0       | 0         | 0.0        |
| Extortion/Racketeering       | 112           | 105           | 93.8        | 7            | 6.3        | 1                 | 100.0       | 0         | 0.0        |
| Firearms                     | 8,131         | 7,913         | 97.3        | 218          | 2.7        | 33                | 97.1        | 1         | 2.9        |
| Food and Drug                | 35            | 35            | 100.0       | 0            | 0.0        | 1                 | 100.0       | 0         | 0.0        |
| Forgery/Counter/Copyright    | 95            | 93            | 97.9        | 2            | 2.1        | 0                 | --          | 0         | --         |
| Fraud/Theft/Embezzlement     | 5,312         | 5,111         | 96.2        | 201          | 3.8        | 45                | 97.8        | 1         | 2.2        |
| Immigration                  | 18,492        | 18,416        | 99.6        | 76           | 0.4        | 202               | 99.5        | 1         | 0.5        |
| Individual Rights            | 125           | 85            | 68.0        | 40           | 32.0       | 0                 | --          | 0         | --         |
| Kidnapping                   | 147           | 122           | 83.0        | 25           | 17.0       | 0                 | --          | 0         | --         |
| Manslaughter                 | 111           | 96            | 86.5        | 15           | 13.5       | 0                 | --          | 0         | --         |
| Money Laundering             | 1,289         | 1,173         | 91.0        | 116          | 9.0        | 12                | 100.0       | 0         | 0.0        |
| Murder                       | 523           | 407           | 77.8        | 116          | 22.2       | 0                 | --          | 0         | --         |
| National Defense             | 229           | 225           | 98.3        | 4            | 1.7        | 0                 | --          | 0         | --         |
| Obscenity/Other Sex Offenses | 339           | 333           | 98.2        | 6            | 1.8        | 7                 | 100.0       | 0         | 0.0        |
| Prison Offenses              | 438           | 432           | 98.6        | 6            | 1.4        | 1                 | 100.0       | 0         | 0.0        |
| Robbery                      | 1,323         | 1,246         | 94.2        | 77           | 5.8        | 9                 | 100.0       | 0         | 0.0        |
| Sexual Abuse                 | 1,430         | 1,276         | 89.2        | 154          | 10.8       | 27                | 96.4        | 1         | 3.6        |
| Stalking/Harassing           | 254           | 234           | 92.1        | 20           | 7.9        | 2                 | 66.7        | 1         | 33.3       |
| Tax                          | 440           | 412           | 93.6        | 28           | 6.4        | 7                 | 100.0       | 0         | 0.0        |
| Other                        | 871           | 852           | 97.8        | 19           | 2.2        | 20                | 100.0       | 0         | 0.0        |

Of the 61,678 National cases, no cases were excluded.

Of the 507 cases from the Northern District of New York, no cases were excluded.

SOURCE: U.S. Sentencing Commission, 2024 Datafile, USSCFY24.

**Table 4**  
**SENTENCE TYPE BY TYPE OF CRIME**  
**Fiscal Year 2024**

**National**

| TYPE OF CRIME                | TOTAL         | Prison Only   |             | Prison and Alternatives |            | Probation and Alternatives |            | Probation Only |            | Fine Only  |            |
|------------------------------|---------------|---------------|-------------|-------------------------|------------|----------------------------|------------|----------------|------------|------------|------------|
|                              |               | N             | %           | N                       | %          | N                          | %          | N              | %          | N          | %          |
| <b>TOTAL</b>                 | <b>61,678</b> | <b>54,954</b> | <b>89.1</b> | <b>1,463</b>            | <b>2.4</b> | <b>762</b>                 | <b>1.2</b> | <b>4,246</b>   | <b>6.9</b> | <b>253</b> | <b>0.4</b> |
| Administration of Justice    | 660           | 449           | 68.0        | 39                      | 5.9        | 43                         | 6.5        | 127            | 19.2       | 2          | 0.3        |
| Antitrust                    | 8             | 0             | 0.0         | 1                       | 12.5       | 0                          | 0.0        | 7              | 87.5       | 0          | 0.0        |
| Arson                        | 84            | 79            | 94.0        | 2                       | 2.4        | 0                          | 0.0        | 1              | 1.2        | 2          | 2.4        |
| Assault                      | 901           | 821           | 91.1        | 29                      | 3.2        | 5                          | 0.6        | 43             | 4.8        | 3          | 0.3        |
| Bribery/Corruption           | 362           | 257           | 71.0        | 11                      | 3.0        | 27                         | 7.5        | 67             | 18.5       | 0          | 0.0        |
| Burglary/Trespass            | 99            | 69            | 69.7        | 1                       | 1.0        | 11                         | 11.1       | 17             | 17.2       | 1          | 1.0        |
| Child Pornography            | 1,375         | 1,353         | 98.4        | 14                      | 1.0        | 3                          | 0.2        | 5              | 0.4        | 0          | 0.0        |
| Commercialized Vice          | 72            | 47            | 65.3        | 4                       | 5.6        | 5                          | 6.9        | 16             | 22.2       | 0          | 0.0        |
| Drug Possession              | 109           | 55            | 50.5        | 1                       | 0.9        | 3                          | 2.8        | 32             | 29.4       | 18         | 16.5       |
| Drug Trafficking             | 18,172        | 17,030        | 93.7        | 511                     | 2.8        | 120                        | 0.7        | 509            | 2.8        | 2          | 0.0        |
| Environmental                | 140           | 40            | 28.6        | 3                       | 2.1        | 8                          | 5.7        | 71             | 50.7       | 18         | 12.9       |
| Extortion/Racketeering       | 112           | 82            | 73.2        | 7                       | 6.3        | 1                          | 0.9        | 22             | 19.6       | 0          | 0.0        |
| Firearms                     | 8,131         | 7,462         | 91.8        | 171                     | 2.1        | 81                         | 1.0        | 413            | 5.1        | 4          | 0.0        |
| Food and Drug                | 35            | 8             | 22.9        | 0                       | 0.0        | 2                          | 5.7        | 22             | 62.9       | 3          | 8.6        |
| Forgery/Counter/Copyright    | 95            | 76            | 80.0        | 3                       | 3.2        | 1                          | 1.1        | 15             | 15.8       | 0          | 0.0        |
| Fraud/Theft/Embezzlement     | 5,312         | 3,752         | 70.6        | 200                     | 3.8        | 237                        | 4.5        | 1,092          | 20.6       | 31         | 0.6        |
| Immigration                  | 18,492        | 17,139        | 92.7        | 261                     | 1.4        | 94                         | 0.5        | 997            | 5.4        | 1          | 0.0        |
| Individual Rights            | 125           | 102           | 81.6        | 4                       | 3.2        | 5                          | 4.0        | 14             | 11.2       | 0          | 0.0        |
| Kidnapping                   | 147           | 137           | 93.2        | 7                       | 4.8        | 0                          | 0.0        | 3              | 2.0        | 0          | 0.0        |
| Manslaughter                 | 111           | 102           | 91.9        | 5                       | 4.5        | 2                          | 1.8        | 2              | 1.8        | 0          | 0.0        |
| Money Laundering             | 1,289         | 1,080         | 83.8        | 51                      | 4.0        | 35                         | 2.7        | 123            | 9.5        | 0          | 0.0        |
| Murder                       | 523           | 512           | 97.9        | 10                      | 1.9        | 1                          | 0.2        | 0              | 0.0        | 0          | 0.0        |
| National Defense             | 229           | 181           | 79.0        | 7                       | 3.1        | 5                          | 2.2        | 15             | 6.6        | 21         | 9.2        |
| Obscenity/Other Sex Offenses | 339           | 312           | 92.0        | 13                      | 3.8        | 3                          | 0.9        | 11             | 3.2        | 0          | 0.0        |
| Prison Offenses              | 438           | 405           | 92.5        | 16                      | 3.7        | 2                          | 0.5        | 13             | 3.0        | 2          | 0.5        |
| Robbery                      | 1,323         | 1,277         | 96.5        | 36                      | 2.7        | 0                          | 0.0        | 10             | 0.8        | 0          | 0.0        |
| Sexual Abuse                 | 1,430         | 1,392         | 97.3        | 26                      | 1.8        | 3                          | 0.2        | 9              | 0.6        | 0          | 0.0        |
| Stalking/Harassing           | 254           | 227           | 89.4        | 8                       | 3.1        | 5                          | 2.0        | 14             | 5.5        | 0          | 0.0        |
| Tax                          | 440           | 271           | 61.6        | 16                      | 3.6        | 45                         | 10.2       | 107            | 24.3       | 1          | 0.2        |
| Other                        | 871           | 237           | 27.2        | 6                       | 0.7        | 15                         | 1.7        | 469            | 53.8       | 144        | 16.5       |

Of the 61,678 National cases, no cases were excluded.

Alternatives include all cases in which sentenced individuals received conditions of confinement as described in USSG §5C1.1.

SOURCE: U.S. Sentencing Commission, 2024 Datafile, USSCFY24.

**Table 5**  
**SENTENCE TYPE BY TYPE OF CRIME**  
**Fiscal Year 2024**  
**Northern New York**

| TYPE OF CRIME                | TOTAL      | Prison Only |             | Prison and Alternatives |            | Probation and Alternatives |            | Probation Only |              | Fine Only |            |
|------------------------------|------------|-------------|-------------|-------------------------|------------|----------------------------|------------|----------------|--------------|-----------|------------|
|                              |            | N           | %           | N                       | %          | N                          | %          | N              | %            | N         | %          |
| <b>TOTAL</b>                 | <b>507</b> | <b>450</b>  | <b>88.8</b> | <b>2</b>                | <b>0.4</b> | <b>6</b>                   | <b>1.2</b> | <b>48</b>      | <b>9.5</b>   | <b>1</b>  | <b>0.2</b> |
| Administration of Justice    | 4          | 3           | 75.0        | 0                       | 0.0        | 0                          | 0.0        | 1              | 25.0         | 0         | 0.0        |
| Antitrust                    | 0          | 0           | --          | 0                       | --         | 0                          | --         | 0              | --           | 0         | --         |
| Arson                        | 0          | 0           | --          | 0                       | --         | 0                          | --         | 0              | --           | 0         | --         |
| Assault                      | 0          | 0           | --          | 0                       | --         | 0                          | --         | 0              | --           | 0         | --         |
| Bribery/Corruption           | 0          | 0           | --          | 0                       | --         | 0                          | --         | 0              | --           | 0         | --         |
| Burglary/Trespass            | 0          | 0           | --          | 0                       | --         | 0                          | --         | 0              | --           | 0         | --         |
| Child Pornography            | 27         | 27          | 100.0       | 0                       | 0.0        | 0                          | 0.0        | 0              | 0.0          | 0         | 0.0        |
| Commercialized Vice          | 0          | 0           | --          | 0                       | --         | 0                          | --         | 0              | --           | 0         | --         |
| Drug Possession              | 0          | 0           | --          | 0                       | --         | 0                          | --         | 0              | --           | 0         | --         |
| Drug Trafficking             | 102        | 97          | 95.1        | 0                       | 0.0        | 1                          | 1.0        | 4              | 3.9          | 0         | 0.0        |
| Environmental                | 2          | 0           | 0.0         | 0                       | 0.0        | 0                          | 0.0        | 2              | 100.0        | 0         | 0.0        |
| Extortion/Racketeering       | 1          | 1           | 100.0       | 0                       | 0.0        | 0                          | 0.0        | 0              | 0.0          | 0         | 0.0        |
| Firearms                     | 34         | 32          | 94.1        | 0                       | 0.0        | 0                          | 0.0        | 2              | 5.9          | 0         | 0.0        |
| Food and Drug                | 1          | 0           | 0.0         | 0                       | 0.0        | 0                          | 0.0        | 1              | 100.0        | 0         | 0.0        |
| Forgery/Counter/Copyright    | 0          | 0           | --          | 0                       | --         | 0                          | --         | 0              | --           | 0         | --         |
| Fraud/Theft/Embezzlement     | 46         | 31          | 67.4        | 1                       | 2.2        | 2                          | 4.3        | 11             | 23.9         | 1         | 2.2        |
| Immigration                  | 203        | 198         | 97.5        | 0                       | 0.0        | 1                          | 0.5        | 4              | 2.0          | 0         | 0.0        |
| Individual Rights            | 0          | 0           | --          | 0                       | --         | 0                          | --         | 0              | --           | 0         | --         |
| Kidnapping                   | 0          | 0           | --          | 0                       | --         | 0                          | --         | 0              | --           | 0         | --         |
| Manslaughter                 | 0          | 0           | --          | 0                       | --         | 0                          | --         | 0              | --           | 0         | --         |
| Money Laundering             | 12         | 10          | 83.3        | 0                       | 0.0        | 1                          | 8.3        | 1              | 8.3          | 0         | 0.0        |
| Murder                       | 0          | 0           | --          | 0                       | --         | 0                          | --         | 0              | --           | 0         | --         |
| National Defense             | 0          | 0           | --          | 0                       | --         | 0                          | --         | 0              | --           | 0         | --         |
| Obscenity/Other Sex Offenses | 7          | 7           | 100.0       | 0                       | 0.0        | 0                          | 0.0        | 0              | 0.0          | 0         | 0.0        |
| Prison Offenses              | 1          | 1           | 100.0       | 0                       | 0.0        | 0                          | 0.0        | 0              | 0.0          | 0         | 0.0        |
| Robbery                      | 9          | 9           | 100.0       | 0                       | 0.0        | 0                          | 0.0        | 0              | 0.0          | 0         | 0.0        |
| Sexual Abuse                 | 28         | 27          | 96.4        | 1                       | 3.6        | 0                          | 0.0        | 0              | 0.0          | 0         | 0.0        |
| Stalking/Harassing           | 3          | 3           | 100.0       | 0                       | 0.0        | 0                          | 0.0        | 0              | 0.0          | 0         | 0.0        |
| Tax                          | 7          | 4           | 57.1        | 0                       | 0.0        | 1                          | 14.3       | 2              | 28.6         | 0         | 0.0        |
| <b>Other</b>                 | <b>20</b>  | <b>0</b>    | <b>0.0</b>  | <b>0</b>                | <b>0.0</b> | <b>0</b>                   | <b>0.0</b> | <b>20</b>      | <b>100.0</b> | <b>0</b>  | <b>0.0</b> |

Of the 507 cases from the Northern District of New York, no cases were excluded.

Alternatives include all cases in which sentenced individuals received conditions of confinement as described in USSG §5C1.1.

SOURCE: U.S. Sentencing Commission, 2024 Datafile, USSCFY24.

**Table 6**  
**INCARCERATION RATE OF U.S. CITIZENS ELIGIBLE FOR NON-PRISON SENTENCES**  
**BY TYPE OF CRIME**  
**Fiscal Year 2024**

| TYPE OF CRIME                | TOTAL        | National        |             |                     |             | Northern New York |             |                     |             |
|------------------------------|--------------|-----------------|-------------|---------------------|-------------|-------------------|-------------|---------------------|-------------|
|                              |              | Prison Sentence |             | Non-Prison Sentence |             | Prison Sentence   |             | Non-Prison Sentence |             |
|                              |              | N               | %           | N                   | %           | N                 | %           | N                   | %           |
| <b>TOTAL</b>                 | <b>4,144</b> | <b>1,946</b>    | <b>47.0</b> | <b>2,198</b>        | <b>53.0</b> | <b>40</b>         | <b>56.3</b> | <b>31</b>           | <b>43.7</b> |
| Administration of Justice    | 192          | 99              | 51.6        | 93                  | 48.4        | 0                 | 0.0         | 1                   | 100.0       |
| Antitrust                    | 2            | 0               | 0.0         | 2                   | 100.0       | 0                 | --          | 0                   | --          |
| Arson                        | 0            | 0               | --          | 0                   | --          | 0                 | --          | 0                   | --          |
| Assault                      | 54           | 31              | 57.4        | 23                  | 42.6        | 0                 | --          | 0                   | --          |
| Bribery/Corruption           | 42           | 15              | 35.7        | 27                  | 64.3        | 0                 | --          | 0                   | --          |
| Burglary/Trespass            | 45           | 25              | 55.6        | 20                  | 44.4        | 0                 | --          | 0                   | --          |
| Child Pornography            | 0            | 0               | --          | 0                   | --          | 0                 | --          | 0                   | --          |
| Commercialized Vice          | 16           | 5               | 31.3        | 11                  | 68.8        | 0                 | --          | 0                   | --          |
| Drug Possession              | 81           | 43              | 53.1        | 38                  | 46.9        | 0                 | --          | 0                   | --          |
| Drug Trafficking             | 305          | 186             | 61.0        | 119                 | 39.0        | 0                 | --          | 0                   | --          |
| Environmental                | 58           | 8               | 13.8        | 50                  | 86.2        | 0                 | 0.0         | 1                   | 100.0       |
| Extortion/Racketeering       | 12           | 5               | 41.7        | 7                   | 58.3        | 0                 | --          | 0                   | --          |
| Firearms                     | 117          | 55              | 47.0        | 62                  | 53.0        | 1                 | 50.0        | 1                   | 50.0        |
| Food and Drug                | 23           | 1               | 4.3         | 22                  | 95.7        | 0                 | 0.0         | 1                   | 100.0       |
| Forgery/Counter/Copyright    | 16           | 10              | 62.5        | 6                   | 37.5        | 0                 | --          | 0                   | --          |
| Fraud/Theft/Embezzlement     | 1,351        | 485             | 35.9        | 866                 | 64.1        | 5                 | 41.7        | 7                   | 58.3        |
| Immigration                  | 966          | 692             | 71.6        | 274                 | 28.4        | 30                | 90.9        | 3                   | 9.1         |
| Individual Rights            | 14           | 9               | 64.3        | 5                   | 35.7        | 0                 | --          | 0                   | --          |
| Kidnapping                   | 0            | 0               | --          | 0                   | --          | 0                 | --          | 0                   | --          |
| Manslaughter                 | 3            | 3               | 100.0       | 0                   | 0.0         | 0                 | --          | 0                   | --          |
| Money Laundering             | 66           | 39              | 59.1        | 27                  | 40.9        | 1                 | 100.0       | 0                   | 0.0         |
| Murder                       | 0            | 0               | --          | 0                   | --          | 0                 | --          | 0                   | --          |
| National Defense             | 24           | 4               | 16.7        | 20                  | 83.3        | 0                 | --          | 0                   | --          |
| Obscenity/Other Sex Offenses | 30           | 25              | 83.3        | 5                   | 16.7        | 3                 | 100.0       | 0                   | 0.0         |
| Prison Offenses              | 126          | 113             | 89.7        | 13                  | 10.3        | 0                 | --          | 0                   | --          |
| Robbery                      | 1            | 0               | 0.0         | 1                   | 100.0       | 0                 | --          | 0                   | --          |
| Sexual Abuse                 | 9            | 6               | 66.7        | 3                   | 33.3        | 0                 | --          | 0                   | --          |
| Stalking/Harassing           | 20           | 14              | 70.0        | 6                   | 30.0        | 0                 | --          | 0                   | --          |
| Tax                          | 61           | 10              | 16.4        | 51                  | 83.6        | 0                 | 0.0         | 1                   | 100.0       |
| Other                        | 510          | 63              | 12.4        | 447                 | 87.6        | 0                 | 0.0         | 16                  | 100.0       |

Of the 61,678 National cases, a U.S. Citizen was the sentenced individual in 40,038 cases. Of these, 35,894 cases were excluded because the sentenced individual was ineligible for a non-prison sentence.

Of the 507 cases from the Northern District of New York, a U.S. Citizen was the sentenced individual in 316 cases. Of these, 245 cases were excluded because the sentenced individual was ineligible for a non-prison sentence.

SOURCE: U.S. Sentencing Commission, 2024 Datafile, USSCFY24.

**Table 7**

**SENTENCE LENGTH BY TYPE OF CRIME  
Fiscal Year 2024**

| TYPE OF CRIME                | National    |               |               | Northern New York |               |            |
|------------------------------|-------------|---------------|---------------|-------------------|---------------|------------|
|                              | Mean Months | Median Months | N             | Mean Months       | Median Months | N          |
| <b>TOTAL</b>                 | <b>52</b>   | <b>24</b>     | <b>61,678</b> | <b>48</b>         | <b>16</b>     | <b>507</b> |
| Administration of Justice    | 14          | 8             | 660           | 13                | 8             | 4          |
| Antitrust                    | 1           | 0             | 8             | --                | --            | 0          |
| Arson                        | 66          | 60            | 84            | --                | --            | 0          |
| Assault                      | 76          | 46            | 901           | --                | --            | 0          |
| Bribery/Corruption           | 18          | 12            | 362           | --                | --            | 0          |
| Burglary/Trespass            | 17          | 3             | 99            | --                | --            | 0          |
| Child Pornography            | 116         | 97            | 1,375         | 121               | 120           | 27         |
| Commercialized Vice          | 21          | 13            | 72            | --                | --            | 0          |
| Drug Possession              | 1           | 0             | 109           | --                | --            | 0          |
| Drug Trafficking             | 82          | 63            | 18,172        | 79                | 71            | 102        |
| Environmental                | 3           | 0             | 140           | --                | --            | 2          |
| Extortion/Racketeering       | 44          | 18            | 112           | --                | --            | 1          |
| Firearms                     | 50          | 40            | 8,131         | 45                | 43            | 34         |
| Food and Drug                | 4           | 0             | 35            | --                | --            | 1          |
| Forgery/Counter/Copyright    | 16          | 12            | 95            | --                | --            | 0          |
| Fraud/Theft/Embezzlement     | 21          | 12            | 5,312         | 21                | 12            | 46         |
| Immigration                  | 12          | 7             | 18,492        | 9                 | 4             | 203        |
| Individual Rights            | 54          | 24            | 125           | --                | --            | 0          |
| Kidnapping                   | 190         | 156           | 147           | --                | --            | 0          |
| Manslaughter                 | 77          | 60            | 111           | --                | --            | 0          |
| Money Laundering             | 54          | 28            | 1,289         | 70                | 51            | 12         |
| Murder                       | 274         | 240           | 523           | --                | --            | 0          |
| National Defense             | 29          | 18            | 229           | --                | --            | 0          |
| Obscenity/Other Sex Offenses | 21          | 18            | 339           | 13                | 10            | 7          |
| Prison Offenses              | 14          | 12            | 438           | --                | --            | 1          |
| Robbery                      | 110         | 96            | 1,323         | 115               | 85            | 9          |
| Sexual Abuse                 | 221         | 210           | 1,430         | 238               | 225           | 28         |
| Stalking/Harassing           | 33          | 24            | 254           | 32                | 33            | 3          |
| Tax                          | 16          | 10            | 440           | 6                 | 6             | 7          |
| Other                        | 4           | 0             | 871           | 0                 | 0             | 20         |

Of the 61,678 National cases, no cases were excluded.

Of the 507 cases from the Northern District of New York, no cases were excluded.

Sentences of 470 months or greater (including life) and probation were included in the sentence average computations as 470 months and zero months, respectively. The information in this table includes conditions of confinement as described in USSG §5C1.1.

SOURCE: U.S. Sentencing Commission, 2024 Datafile, USSCFY24.

**Table 8**

**SENTENCE IMPOSED RELATIVE TO THE GUIDELINE RANGE<sup>1</sup>**  
**Fiscal Year 2024**

|  | <u>National</u> |              | <u>Northern New York</u> |              |
|--|-----------------|--------------|--------------------------|--------------|
|  | <u>N</u>        | <u>%</u>     | <u>N</u>                 | <u>%</u>     |
| <b>TOTAL CASES</b>                           | <b>61,331</b>   | <b>100.0</b> | <b>504</b>               | <b>100.0</b> |
| <b>SENTENCES UNDER THE GUIDELINES MANUAL</b> | <b>41,076</b>   | <b>67.0</b>  | <b>388</b>               | <b>77.0</b>  |
| Within Guideline Range                       | 28,038          | 45.7         | 269                      | 53.4         |
| Upward Departure <sup>2</sup>                | 326             | 0.5          | 6                        | 1.2          |
| Downward Departure                           |                 |              |                          |              |
| §5K1.1 Substantial Assistance                | 6,099           | 9.9          | 91                       | 18.1         |
| §5K3.1 Early Disposition Program             | 4,374           | 7.1          | 0                        | 0.0          |
| Other Government Motion <sup>3</sup>         | 1,145           | 1.9          | 16                       | 3.2          |
| Non-Government Departure <sup>4</sup>        | 1,094           | 1.8          | 6                        | 1.2          |
| <b>VARIANCES</b>                             | <b>20,255</b>   | <b>33.0</b>  | <b>116</b>               | <b>23.0</b>  |
| Upward Variance <sup>5</sup>                 | 2,108           | 3.4          | 3                        | 0.6          |
| Downward Variance                            |                 |              |                          |              |
| Government Motion <sup>6</sup>               | 6,269           | 10.2         | 12                       | 2.4          |
| Non-Government Variance <sup>7</sup>         | 11,878          | 19.4         | 101                      | 20.0         |

<sup>1</sup> This table reflects the 61,678 cases reported to the Commission in fiscal year 2024, 507 of which were from the Northern District of New York. Of these, 347 cases nationally and three cases from the Northern District of New York were excluded because information was missing from the submitted documents that prevented the comparison of the sentence and the guideline range.

<sup>2</sup> Cases in which the sentence imposed was above the applicable guideline range and for which the court cited a reason on Part V of the Statement of Reasons form, other than §5K1.1 or §5K3.1.

<sup>3</sup> Cases in which the sentence imposed was below the applicable guideline range and for which the court cited a reason on Part V of the Statement of Reasons form, other than §5K1.1 or §5K3.1, and where the prosecution initiated, proposed, or stipulated to the sentence.

<sup>4</sup> Cases in which the sentence imposed was below the applicable guideline range and for which the court cited a reason on Part V of the Statement of Reasons form, other than §5K1.1 or §5K3.1, and where the prosecution did not initiate, propose, or stipulate to the sentence.

<sup>5</sup> Cases in which the sentence imposed was above the applicable guideline range and for which the court cited a reason on Part VI of the Statement of Reasons form.

<sup>6</sup> Cases in which the sentence imposed was below the applicable guideline range and for which the court cited a reason on Part VI of the Statement of Reasons form, and where the prosecution initiated, proposed, or stipulated to the sentence.

<sup>7</sup> Cases in which the sentence imposed was below the applicable guideline range and for which the court cited a reason on Part VI of the Statement of Reasons form, or where no reason was given, and where the prosecution did not initiate, propose, or stipulate to the sentence.

SOURCE: U.S. Sentencing Commission, 2024 Datafile, USSCFY24.

**Table 9**

**SENTENCE IMPOSED RELATIVE TO THE GUIDELINE RANGE  
IN EACH CIRCUIT AND DISTRICT<sup>1</sup>  
Fiscal Year 2024**

| CIRCUIT<br>District   | TOTAL         | WITHIN<br>GUIDELINE<br>RANGE |             | DEPARTURE  |            |              |             |              |            |              |            | VARIANCE      |             |
|-----------------------|---------------|------------------------------|-------------|------------|------------|--------------|-------------|--------------|------------|--------------|------------|---------------|-------------|
|                       |               | N                            | %           | UPWARD     |            | \$5K1.1      |             | \$5K3.1      |            | DOWNWARD     |            | N             | %           |
|                       |               |                              |             | N          | %          | N            | %           | N            | %          | N            | %          |               |             |
| <b>TOTAL</b>          | <b>61,331</b> | <b>28,038</b>                | <b>45.7</b> | <b>326</b> | <b>0.5</b> | <b>6,099</b> | <b>9.9</b>  | <b>4,374</b> | <b>7.1</b> | <b>2,239</b> | <b>3.7</b> | <b>20,255</b> | <b>33.0</b> |
| <b>D.C. CIRCUIT</b>   | <b>535</b>    | <b>270</b>                   | <b>50.5</b> | <b>6</b>   | <b>1.1</b> | <b>59</b>    | <b>11.0</b> | <b>0</b>     | <b>0.0</b> | <b>10</b>    | <b>1.9</b> | <b>190</b>    | <b>35.5</b> |
| District of Columbia  | 535           | 270                          | 50.5        | 6          | 1.1        | 59           | 11.0        | 0            | 0.0        | 10           | 1.9        | 190           | 35.5        |
| <b>FIRST CIRCUIT</b>  | <b>2,010</b>  | <b>708</b>                   | <b>35.2</b> | <b>4</b>   | <b>0.2</b> | <b>230</b>   | <b>11.4</b> | <b>1</b>     | <b>0.0</b> | <b>65</b>    | <b>3.2</b> | <b>1,002</b>  | <b>49.9</b> |
| Maine                 | 132           | 35                           | 26.5        | 1          | 0.8        | 25           | 18.9        | 0            | 0.0        | 3            | 2.3        | 68            | 51.5        |
| Massachusetts         | 531           | 123                          | 23.2        | 1          | 0.2        | 74           | 13.9        | 1            | 0.2        | 21           | 4.0        | 311           | 58.6        |
| New Hampshire         | 118           | 26                           | 22.0        | 0          | 0.0        | 16           | 13.6        | 0            | 0.0        | 5            | 4.2        | 71            | 60.2        |
| Puerto Rico           | 1,120         | 496                          | 44.3        | 2          | 0.2        | 110          | 9.8         | 0            | 0.0        | 35           | 3.1        | 477           | 42.6        |
| Rhode Island          | 109           | 28                           | 25.7        | 0          | 0.0        | 5            | 4.6         | 0            | 0.0        | 1            | 0.9        | 75            | 68.8        |
| <b>SECOND CIRCUIT</b> | <b>3,050</b>  | <b>931</b>                   | <b>30.5</b> | <b>13</b>  | <b>0.4</b> | <b>450</b>   | <b>14.8</b> | <b>3</b>     | <b>0.1</b> | <b>98</b>    | <b>3.2</b> | <b>1,555</b>  | <b>51.0</b> |
| Connecticut           | 249           | 56                           | 22.5        | 2          | 0.8        | 36           | 14.5        | 0            | 0.0        | 21           | 8.4        | 134           | 53.8        |
| New York              |               |                              |             |            |            |              |             |              |            |              |            |               |             |
| Eastern               | 727           | 168                          | 23.1        | 1          | 0.1        | 127          | 17.5        | 1            | 0.1        | 37           | 5.1        | 393           | 54.1        |
| Northern              | 504           | 269                          | 53.4        | 6          | 1.2        | 91           | 18.1        | 0            | 0.0        | 22           | 4.4        | 116           | 23.0        |
| Southern              | 1,042         | 239                          | 22.9        | 0          | 0.0        | 104          | 10.0        | 2            | 0.2        | 14           | 1.3        | 683           | 65.5        |
| Western               | 364           | 153                          | 42.0        | 4          | 1.1        | 68           | 18.7        | 0            | 0.0        | 2            | 0.5        | 137           | 37.6        |
| Vermont               | 164           | 46                           | 28.0        | 0          | 0.0        | 24           | 14.6        | 0            | 0.0        | 2            | 1.2        | 92            | 56.1        |
| <b>THIRD CIRCUIT</b>  | <b>2,482</b>  | <b>934</b>                   | <b>37.6</b> | <b>4</b>   | <b>0.2</b> | <b>475</b>   | <b>19.1</b> | <b>14</b>    | <b>0.6</b> | <b>60</b>    | <b>2.4</b> | <b>995</b>    | <b>40.1</b> |
| Delaware              | 95            | 48                           | 50.5        | 0          | 0.0        | 9            | 9.5         | 11           | 11.6       | 3            | 3.2        | 24            | 25.3        |
| New Jersey            | 826           | 260                          | 31.5        | 0          | 0.0        | 174          | 21.1        | 0            | 0.0        | 7            | 0.8        | 385           | 46.6        |
| Pennsylvania          |               |                              |             |            |            |              |             |              |            |              |            |               |             |
| Eastern               | 487           | 169                          | 34.7        | 0          | 0.0        | 116          | 23.8        | 2            | 0.4        | 8            | 1.6        | 192           | 39.4        |
| Middle                | 454           | 194                          | 42.7        | 2          | 0.4        | 85           | 18.7        | 1            | 0.2        | 23           | 5.1        | 149           | 32.8        |
| Western               | 523           | 193                          | 36.9        | 2          | 0.4        | 83           | 15.9        | 0            | 0.0        | 16           | 3.1        | 229           | 43.8        |
| Virgin Islands        | 97            | 70                           | 72.2        | 0          | 0.0        | 8            | 8.2         | 0            | 0.0        | 3            | 3.1        | 16            | 16.5        |
| <b>FOURTH CIRCUIT</b> | <b>3,946</b>  | <b>1,775</b>                 | <b>45.0</b> | <b>25</b>  | <b>0.6</b> | <b>513</b>   | <b>13.0</b> | <b>3</b>     | <b>0.1</b> | <b>95</b>    | <b>2.4</b> | <b>1,535</b>  | <b>38.9</b> |
| Maryland              | 435           | 121                          | 27.8        | 0          | 0.0        | 72           | 16.6        | 0            | 0.0        | 25           | 5.7        | 217           | 49.9        |
| North Carolina        |               |                              |             |            |            |              |             |              |            |              |            |               |             |
| Eastern               | 823           | 454                          | 55.2        | 13         | 1.6        | 210          | 25.5        | 0            | 0.0        | 5            | 0.6        | 141           | 17.1        |
| Middle                | 283           | 131                          | 46.3        | 1          | 0.4        | 13           | 4.6         | 0            | 0.0        | 1            | 0.4        | 137           | 48.4        |
| Western               | 304           | 149                          | 49.0        | 1          | 0.3        | 27           | 8.9         | 0            | 0.0        | 4            | 1.3        | 123           | 40.5        |
| South Carolina        | 568           | 211                          | 37.1        | 4          | 0.7        | 99           | 17.4        | 0            | 0.0        | 19           | 3.3        | 235           | 41.4        |
| Virginia              |               |                              |             |            |            |              |             |              |            |              |            |               |             |
| Eastern               | 761           | 382                          | 50.2        | 4          | 0.5        | 28           | 3.7         | 0            | 0.0        | 30           | 3.9        | 317           | 41.7        |
| Western               | 196           | 60                           | 30.6        | 1          | 0.5        | 33           | 16.8        | 0            | 0.0        | 3            | 1.5        | 99            | 50.5        |
| West Virginia         |               |                              |             |            |            |              |             |              |            |              |            |               |             |
| Northern              | 346           | 181                          | 52.3        | 0          | 0.0        | 20           | 5.8         | 3            | 0.9        | 1            | 0.3        | 141           | 40.8        |
| Southern              | 230           | 86                           | 37.4        | 1          | 0.4        | 11           | 4.8         | 0            | 0.0        | 7            | 3.0        | 125           | 54.3        |

| CIRCUIT                | TOTAL         | WITHIN<br>GUIDELINE |             | DEPARTURE |            |            |             |            |            |            |            | VARIANCE     |             |
|------------------------|---------------|---------------------|-------------|-----------|------------|------------|-------------|------------|------------|------------|------------|--------------|-------------|
|                        |               | RANGE               |             | UPWARD    |            | \$5K1.1    |             | \$5K3.1    |            | DOWNWARD   |            |              |             |
|                        |               | N                   | %           | N         | %          | N          | %           | N          | %          | N          | %          | N            | %           |
| <b>FIFTH CIRCUIT</b>   | <b>17,614</b> | <b>11,881</b>       | <b>67.5</b> | <b>68</b> | <b>0.4</b> | <b>958</b> | <b>5.4</b>  | <b>370</b> | <b>2.1</b> | <b>622</b> | <b>3.5</b> | <b>3,715</b> | <b>21.1</b> |
| Louisiana              |               |                     |             |           |            |            |             |            |            |            |            |              |             |
| Eastern                | 342           | 193                 | 56.4        | 1         | 0.3        | 46         | 13.5        | 1          | 0.3        | 4          | 1.2        | 97           | 28.4        |
| Middle                 | 94            | 46                  | 48.9        | 1         | 1.1        | 20         | 21.3        | 0          | 0.0        | 0          | 0.0        | 27           | 28.7        |
| Western                | 277           | 208                 | 75.1        | 3         | 1.1        | 11         | 4.0         | 0          | 0.0        | 1          | 0.4        | 54           | 19.5        |
| Mississippi            |               |                     |             |           |            |            |             |            |            |            |            |              |             |
| Northern               | 178           | 77                  | 43.3        | 3         | 1.7        | 40         | 22.5        | 0          | 0.0        | 3          | 1.7        | 55           | 30.9        |
| Southern               | 322           | 219                 | 68.0        | 1         | 0.3        | 35         | 10.9        | 0          | 0.0        | 3          | 0.9        | 64           | 19.9        |
| Texas                  |               |                     |             |           |            |            |             |            |            |            |            |              |             |
| Eastern                | 1,134         | 664                 | 58.6        | 14        | 1.2        | 71         | 6.3         | 0          | 0.0        | 6          | 0.5        | 379          | 33.4        |
| Northern               | 1,219         | 752                 | 61.7        | 12        | 1.0        | 122        | 10.0        | 0          | 0.0        | 11         | 0.9        | 322          | 26.4        |
| Southern               | 6,122         | 3,504               | 57.2        | 26        | 0.4        | 388        | 6.3         | 349        | 5.7        | 540        | 8.8        | 1,315        | 21.5        |
| Western                | 7,926         | 6,218               | 78.5        | 7         | 0.1        | 225        | 2.8         | 20         | 0.3        | 54         | 0.7        | 1,402        | 17.7        |
| <b>SIXTH CIRCUIT</b>   | <b>4,322</b>  | <b>1,564</b>        | <b>36.2</b> | <b>13</b> | <b>0.3</b> | <b>783</b> | <b>18.1</b> | <b>9</b>   | <b>0.2</b> | <b>221</b> | <b>5.1</b> | <b>1,732</b> | <b>40.1</b> |
| Kentucky               |               |                     |             |           |            |            |             |            |            |            |            |              |             |
| Eastern                | 437           | 216                 | 49.4        | 1         | 0.2        | 84         | 19.2        | 0          | 0.0        | 11         | 2.5        | 125          | 28.6        |
| Western                | 357           | 115                 | 32.2        | 4         | 1.1        | 90         | 25.2        | 3          | 0.8        | 27         | 7.6        | 118          | 33.1        |
| Michigan               |               |                     |             |           |            |            |             |            |            |            |            |              |             |
| Eastern                | 639           | 191                 | 29.9        | 1         | 0.2        | 69         | 10.8        | 0          | 0.0        | 13         | 2.0        | 365          | 57.1        |
| Western                | 226           | 128                 | 56.6        | 0         | 0.0        | 26         | 11.5        | 0          | 0.0        | 9          | 4.0        | 63           | 27.9        |
| Ohio                   |               |                     |             |           |            |            |             |            |            |            |            |              |             |
| Northern               | 829           | 315                 | 38.0        | 0         | 0.0        | 165        | 19.9        | 1          | 0.1        | 19         | 2.3        | 329          | 39.7        |
| Southern               | 577           | 138                 | 23.9        | 4         | 0.7        | 78         | 13.5        | 4          | 0.7        | 122        | 21.1       | 231          | 40.0        |
| Tennessee              |               |                     |             |           |            |            |             |            |            |            |            |              |             |
| Eastern                | 538           | 245                 | 45.5        | 1         | 0.2        | 147        | 27.3        | 0          | 0.0        | 10         | 1.9        | 135          | 25.1        |
| Middle                 | 329           | 79                  | 24.0        | 0         | 0.0        | 62         | 18.8        | 1          | 0.3        | 9          | 2.7        | 178          | 54.1        |
| Western                | 390           | 137                 | 35.1        | 2         | 0.5        | 62         | 15.9        | 0          | 0.0        | 1          | 0.3        | 188          | 48.2        |
| <b>SEVENTH CIRCUIT</b> | <b>2,009</b>  | <b>684</b>          | <b>34.0</b> | <b>7</b>  | <b>0.3</b> | <b>198</b> | <b>9.9</b>  | <b>0</b>   | <b>0.0</b> | <b>75</b>  | <b>3.7</b> | <b>1,045</b> | <b>52.0</b> |
| Illinois               |               |                     |             |           |            |            |             |            |            |            |            |              |             |
| Central                | 248           | 71                  | 28.6        | 0         | 0.0        | 27         | 10.9        | 0          | 0.0        | 0          | 0.0        | 150          | 60.5        |
| Northern               | 546           | 155                 | 28.4        | 1         | 0.2        | 49         | 9.0         | 0          | 0.0        | 39         | 7.1        | 302          | 55.3        |
| Southern               | 224           | 124                 | 55.4        | 4         | 1.8        | 31         | 13.8        | 0          | 0.0        | 6          | 2.7        | 59           | 26.3        |
| Indiana                |               |                     |             |           |            |            |             |            |            |            |            |              |             |
| Northern               | 236           | 108                 | 45.8        | 0         | 0.0        | 26         | 11.0        | 0          | 0.0        | 3          | 1.3        | 99           | 41.9        |
| Southern               | 352           | 147                 | 41.8        | 0         | 0.0        | 47         | 13.4        | 0          | 0.0        | 2          | 0.6        | 156          | 44.3        |
| Wisconsin              |               |                     |             |           |            |            |             |            |            |            |            |              |             |
| Eastern                | 286           | 49                  | 17.1        | 0         | 0.0        | 12         | 4.2         | 0          | 0.0        | 4          | 1.4        | 221          | 77.3        |
| Western                | 117           | 30                  | 25.6        | 2         | 1.7        | 6          | 5.1         | 0          | 0.0        | 21         | 17.9       | 58           | 49.6        |
| <b>EIGHTH CIRCUIT</b>  | <b>4,858</b>  | <b>2,102</b>        | <b>43.3</b> | <b>37</b> | <b>0.8</b> | <b>555</b> | <b>11.4</b> | <b>20</b>  | <b>0.4</b> | <b>89</b>  | <b>1.8</b> | <b>2,055</b> | <b>42.3</b> |
| Arkansas               |               |                     |             |           |            |            |             |            |            |            |            |              |             |
| Eastern                | 517           | 268                 | 51.8        | 1         | 0.2        | 41         | 7.9         | 0          | 0.0        | 4          | 0.8        | 203          | 39.3        |
| Western                | 207           | 80                  | 38.6        | 2         | 1.0        | 22         | 10.6        | 0          | 0.0        | 0          | 0.0        | 103          | 49.8        |
| Iowa                   |               |                     |             |           |            |            |             |            |            |            |            |              |             |
| Northern               | 295           | 167                 | 56.6        | 14        | 4.7        | 42         | 14.2        | 0          | 0.0        | 3          | 1.0        | 69           | 23.4        |
| Southern               | 328           | 122                 | 37.2        | 0         | 0.0        | 41         | 12.5        | 0          | 0.0        | 1          | 0.3        | 164          | 50.0        |
| Minnesota              | 375           | 130                 | 34.7        | 2         | 0.5        | 38         | 10.1        | 0          | 0.0        | 31         | 8.3        | 174          | 46.4        |
| Missouri               |               |                     |             |           |            |            |             |            |            |            |            |              |             |
| Eastern                | 1,011         | 461                 | 45.6        | 6         | 0.6        | 85         | 8.4         | 0          | 0.0        | 8          | 0.8        | 451          | 44.6        |
| Western                | 783           | 290                 | 37.0        | 0         | 0.0        | 153        | 19.5        | 0          | 0.0        | 7          | 0.9        | 333          | 42.5        |
| Nebraska               | 440           | 179                 | 40.7        | 0         | 0.0        | 10         | 2.3         | 18         | 4.1        | 3          | 0.7        | 230          | 52.3        |
| North Dakota           | 327           | 106                 | 32.4        | 2         | 0.6        | 117        | 35.8        | 2          | 0.6        | 5          | 1.5        | 95           | 29.1        |
| South Dakota           | 575           | 299                 | 52.0        | 10        | 1.7        | 6          | 1.0         | 0          | 0.0        | 27         | 4.7        | 233          | 40.5        |



| CIRCUIT<br>District      | TOTAL         | WITHIN<br>GUIDELINE |             | DEPARTURE |            |            |             |              |             |            |            | VARIANCE     |             |
|--------------------------|---------------|---------------------|-------------|-----------|------------|------------|-------------|--------------|-------------|------------|------------|--------------|-------------|
|                          |               | RANGE               |             | UPWARD    |            | \$5K1.1    |             | \$5K3.1      |             | DOWNWARD   |            |              |             |
|                          |               | N                   | %           | N         | %          | N          | %           | N            | %           | N          | %          | N            | %           |
| <b>NINTH CIRCUIT</b>     | <b>10,694</b> | <b>2,794</b>        | <b>26.1</b> | <b>67</b> | <b>0.6</b> | <b>948</b> | <b>8.9</b>  | <b>3,361</b> | <b>31.4</b> | <b>564</b> | <b>5.3</b> | <b>2,960</b> | <b>27.7</b> |
| Alaska                   | 134           | 34                  | 25.4        | 1         | 0.7        | 18         | 13.4        | 0            | 0.0         | 2          | 1.5        | 79           | 59.0        |
| Arizona                  | 3,836         | 1,239               | 32.3        | 19        | 0.5        | 76         | 2.0         | 1,874        | 48.9        | 59         | 1.5        | 569          | 14.8        |
| California               |               |                     |             |           |            |            |             |              |             |            |            |              |             |
| Central                  | 917           | 242                 | 26.4        | 5         | 0.5        | 162        | 17.7        | 4            | 0.4         | 55         | 6.0        | 449          | 49.0        |
| Eastern                  | 444           | 174                 | 39.2        | 3         | 0.7        | 80         | 18.0        | 5            | 1.1         | 7          | 1.6        | 175          | 39.4        |
| Northern                 | 477           | 65                  | 13.6        | 3         | 0.6        | 61         | 12.8        | 2            | 0.4         | 12         | 2.5        | 334          | 70.0        |
| Southern                 | 2,634         | 402                 | 15.3        | 19        | 0.7        | 164        | 6.2         | 1,432        | 54.4        | 391        | 14.8       | 226          | 8.6         |
| Guam                     | 39            | 16                  | 41.0        | 0         | 0.0        | 12         | 30.8        | 0            | 0.0         | 0          | 0.0        | 11           | 28.2        |
| Hawaii                   | 108           | 35                  | 32.4        | 0         | 0.0        | 26         | 24.1        | 0            | 0.0         | 1          | 0.9        | 46           | 42.6        |
| Idaho                    | 304           | 104                 | 34.2        | 4         | 1.3        | 51         | 16.8        | 10           | 3.3         | 16         | 5.3        | 119          | 39.1        |
| Montana                  | 366           | 128                 | 35.0        | 1         | 0.3        | 69         | 18.9        | 0            | 0.0         | 4          | 1.1        | 164          | 44.8        |
| Nevada                   | 271           | 50                  | 18.5        | 0         | 0.0        | 14         | 5.2         | 33           | 12.2        | 3          | 1.1        | 171          | 63.1        |
| Northern Mariana Islands | 40            | 30                  | 75.0        | 0         | 0.0        | 4          | 10.0        | 0            | 0.0         | 2          | 5.0        | 4            | 10.0        |
| Oregon                   | 521           | 84                  | 16.1        | 9         | 1.7        | 142        | 27.3        | 0            | 0.0         | 3          | 0.6        | 283          | 54.3        |
| Washington               |               |                     |             |           |            |            |             |              |             |            |            |              |             |
| Eastern                  | 286           | 81                  | 28.3        | 1         | 0.3        | 63         | 22.0        | 0            | 0.0         | 6          | 2.1        | 135          | 47.2        |
| Western                  | 317           | 110                 | 34.7        | 2         | 0.6        | 6          | 1.9         | 1            | 0.3         | 3          | 0.9        | 195          | 61.5        |
| <b>TENTH CIRCUIT</b>     | <b>4,863</b>  | <b>1,999</b>        | <b>41.1</b> | <b>68</b> | <b>1.4</b> | <b>336</b> | <b>6.9</b>  | <b>586</b>   | <b>12.1</b> | <b>271</b> | <b>5.6</b> | <b>1,603</b> | <b>33.0</b> |
| Colorado                 | 378           | 118                 | 31.2        | 0         | 0.0        | 67         | 17.7        | 18           | 4.8         | 10         | 2.6        | 165          | 43.7        |
| Kansas                   | 337           | 162                 | 48.1        | 4         | 1.2        | 56         | 16.6        | 5            | 1.5         | 6          | 1.8        | 104          | 30.9        |
| New Mexico               | 1,695         | 662                 | 39.1        | 12        | 0.7        | 59         | 3.5         | 478          | 28.2        | 117        | 6.9        | 367          | 21.7        |
| Oklahoma                 |               |                     |             |           |            |            |             |              |             |            |            |              |             |
| Eastern                  | 304           | 208                 | 68.4        | 8         | 2.6        | 16         | 5.3         | 0            | 0.0         | 3          | 1.0        | 69           | 22.7        |
| Northern                 | 635           | 331                 | 52.1        | 41        | 6.5        | 58         | 9.1         | 4            | 0.6         | 113        | 17.8       | 88           | 13.9        |
| Western                  | 682           | 322                 | 47.2        | 0         | 0.0        | 32         | 4.7         | 1            | 0.1         | 2          | 0.3        | 325          | 47.7        |
| Utah                     | 653           | 138                 | 21.1        | 1         | 0.2        | 34         | 5.2         | 68           | 10.4        | 12         | 1.8        | 400          | 61.3        |
| Wyoming                  | 179           | 58                  | 32.4        | 2         | 1.1        | 14         | 7.8         | 12           | 6.7         | 8          | 4.5        | 85           | 47.5        |
| <b>ELEVENTH CIRCUIT</b>  | <b>4,948</b>  | <b>2,396</b>        | <b>48.4</b> | <b>14</b> | <b>0.3</b> | <b>594</b> | <b>12.0</b> | <b>7</b>     | <b>0.1</b>  | <b>69</b>  | <b>1.4</b> | <b>1,868</b> | <b>37.8</b> |
| Alabama                  |               |                     |             |           |            |            |             |              |             |            |            |              |             |
| Middle                   | 272           | 116                 | 42.6        | 0         | 0.0        | 44         | 16.2        | 0            | 0.0         | 7          | 2.6        | 105          | 38.6        |
| Northern                 | 438           | 238                 | 54.3        | 2         | 0.5        | 64         | 14.6        | 0            | 0.0         | 10         | 2.3        | 124          | 28.3        |
| Southern                 | 237           | 116                 | 48.9        | 0         | 0.0        | 37         | 15.6        | 2            | 0.8         | 3          | 1.3        | 79           | 33.3        |
| Florida                  |               |                     |             |           |            |            |             |              |             |            |            |              |             |
| Middle                   | 1,135         | 521                 | 45.9        | 3         | 0.3        | 158        | 13.9        | 1            | 0.1         | 8          | 0.7        | 444          | 39.1        |
| Northern                 | 259           | 97                  | 37.5        | 0         | 0.0        | 50         | 19.3        | 3            | 1.2         | 3          | 1.2        | 106          | 40.9        |
| Southern                 | 1,341         | 687                 | 51.2        | 4         | 0.3        | 102        | 7.6         | 1            | 0.1         | 13         | 1.0        | 534          | 39.8        |
| Georgia                  |               |                     |             |           |            |            |             |              |             |            |            |              |             |
| Middle                   | 425           | 256                 | 60.2        | 0         | 0.0        | 43         | 10.1        | 0            | 0.0         | 4          | 0.9        | 122          | 28.7        |
| Northern                 | 474           | 139                 | 29.3        | 1         | 0.2        | 41         | 8.6         | 0            | 0.0         | 18         | 3.8        | 275          | 58.0        |
| Southern                 | 367           | 226                 | 61.6        | 4         | 1.1        | 55         | 15.0        | 0            | 0.0         | 3          | 0.8        | 79           | 21.5        |

Of the 61,678 National cases, 347 were excluded because information was missing from the submitted documents that prevented the comparison of the sentence and the guideline range.

SOURCE: U.S. Sentencing Commission, 2024 Datafile, USSCFY24.

**Table 10**  
**SENTENCE IMPOSED RELATIVE TO THE GUIDELINE RANGE**  
**BY TYPE OF CRIME**  
**Fiscal Year 2024**

**National**

| TYPE OF CRIME                | TOTAL         | WITHIN<br>GUIDELINE<br>RANGE |             | DEPARTURE  |            |              |            |              |            |              |            | VARIANCE      |             |
|------------------------------|---------------|------------------------------|-------------|------------|------------|--------------|------------|--------------|------------|--------------|------------|---------------|-------------|
|                              |               |                              |             | UPWARD     |            | §5K1.1       |            | §5K3.1       |            | DOWNWARD     |            |               |             |
|                              |               | N                            | %           | N          | %          | N            | %          | N            | %          | N            | %          | N             | %           |
| <b>Total</b>                 | <b>61,331</b> | <b>28,038</b>                | <b>45.7</b> | <b>326</b> | <b>0.5</b> | <b>6,099</b> | <b>9.9</b> | <b>4,374</b> | <b>7.1</b> | <b>2,239</b> | <b>3.7</b> | <b>20,255</b> | <b>33.0</b> |
| Child Pornography            | 1,375         | 520                          | 37.8        | 3          | 0.2        | 25           | 1.8        | 1            | 0.1        | 44           | 3.2        | 782           | 56.9        |
| Drug Trafficking             | 18,164        | 5,177                        | 28.5        | 65         | 0.4        | 3,694        | 20.3       | 950          | 5.2        | 737          | 4.1        | 7,541         | 41.5        |
| Firearms                     | 8,123         | 4,124                        | 50.8        | 61         | 0.8        | 447          | 5.5        | 8            | 0.1        | 238          | 2.9        | 3,245         | 39.9        |
| Fraud/Theft/Embezzlement     | 5,279         | 2,277                        | 43.1        | 17         | 0.3        | 738          | 14.0       | 7            | 0.1        | 191          | 3.6        | 2,049         | 38.8        |
| Immigration                  | 18,305        | 11,482                       | 62.7        | 44         | 0.2        | 162          | 0.9        | 3,386        | 18.5       | 583          | 3.2        | 2,648         | 14.5        |
| Money Laundering             | 1,289         | 308                          | 23.9        | 3          | 0.2        | 325          | 25.2       | 16           | 1.2        | 77           | 6.0        | 560           | 43.4        |
| Robbery                      | 1,321         | 529                          | 40.0        | 16         | 1.2        | 134          | 10.1       | 1            | 0.1        | 47           | 3.6        | 594           | 45.0        |
| Sex Abuse                    | 1,429         | 598                          | 41.8        | 11         | 0.8        | 59           | 4.1        | 0            | 0.0        | 63           | 4.4        | 698           | 48.8        |
| Other Miscellaneous Offenses | 6,046         | 3,023                        | 50.0        | 106        | 1.8        | 515          | 8.5        | 5            | 0.1        | 259          | 4.3        | 2,138         | 35.4        |

**Northern New York**

| TYPE OF CRIME                | TOTAL      | WITHIN<br>GUIDELINE<br>RANGE |             | DEPARTURE |            |           |             |          |            |           |            | VARIANCE   |             |
|------------------------------|------------|------------------------------|-------------|-----------|------------|-----------|-------------|----------|------------|-----------|------------|------------|-------------|
|                              |            |                              |             | UPWARD    |            | §5K1.1    |             | §5K3.1   |            | DOWNWARD  |            |            |             |
|                              |            | N                            | %           | N         | %          | N         | %           | N        | %          | N         | %          | N          | %           |
| <b>Total</b>                 | <b>504</b> | <b>269</b>                   | <b>53.4</b> | <b>6</b>  | <b>1.2</b> | <b>91</b> | <b>18.1</b> | <b>0</b> | <b>0.0</b> | <b>22</b> | <b>4.4</b> | <b>116</b> | <b>23.0</b> |
| Child Pornography            | 27         | 16                           | 59.3        | 1         | 3.7        | 1         | 3.7         | 0        | 0.0        | 2         | 7.4        | 7          | 25.9        |
| Drug Trafficking             | 102        | 32                           | 31.4        | 1         | 1.0        | 32        | 31.4        | 0        | 0.0        | 6         | 5.9        | 31         | 30.4        |
| Firearms                     | 34         | 23                           | 67.6        | 0         | 0.0        | 7         | 20.6        | 0        | 0.0        | 0         | 0.0        | 4          | 11.8        |
| Fraud/Theft/Embezzlement     | 45         | 16                           | 35.6        | 0         | 0.0        | 12        | 26.7        | 0        | 0.0        | 4         | 8.9        | 13         | 28.9        |
| Immigration                  | 201        | 136                          | 67.7        | 2         | 1.0        | 26        | 12.9        | 0        | 0.0        | 2         | 1.0        | 35         | 17.4        |
| Money Laundering             | 12         | 1                            | 8.3         | 0         | 0.0        | 6         | 50.0        | 0        | 0.0        | 1         | 8.3        | 4          | 33.3        |
| Robbery                      | 9          | 4                            | 44.4        | 1         | 11.1       | 4         | 44.4        | 0        | 0.0        | 0         | 0.0        | 0          | 0.0         |
| Sex Abuse                    | 28         | 5                            | 17.9        | 1         | 3.6        | 1         | 3.6         | 0        | 0.0        | 7         | 25.0       | 14         | 50.0        |
| Other Miscellaneous Offenses | 46         | 36                           | 78.3        | 0         | 0.0        | 2         | 4.3         | 0        | 0.0        | 0         | 0.0        | 8          | 17.4        |

Of the 61,678 National cases, 347 were excluded because information was missing from the submitted documents that prevented the comparison of the sentence and the guideline range.

Of the 507 cases from the Northern District of New York, three cases were excluded because information was missing from the submitted documents that prevented the comparison of the sentence and the guideline range.

SOURCE: U.S. Sentencing Commission, 2024 Datafile, USSCFY24.