

# United States Sentencing Commission



## *Statistical Information Packet*

*Fiscal Year 2023*

*Western District of Washington*

## TABLE OF CONTENTS

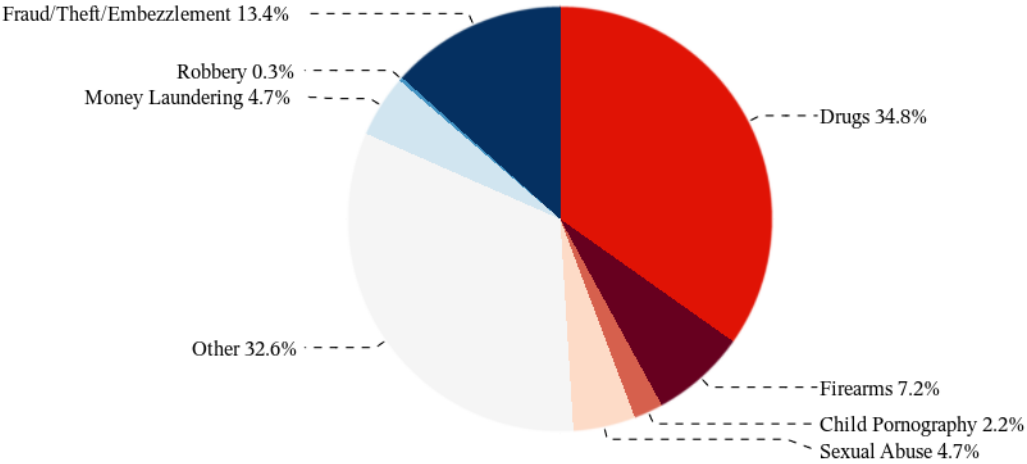
|                 |   |    |
|-----------------|---|----|
| <b>Figure A</b> | Sentenced Individuals by Type of Crime  | 1  |
| <b>Figure B</b> | Distribution of Primary Drug Type in Federal Drug Cases                                   | 2  |
| <b>Table 1</b>  | Distribution of Sentenced Individuals by Type of Crime                                    | 3  |
| <b>Table 2</b>  | Guilty Pleas and Trials in Each Circuit and District                                      | 4  |
| <b>Table 3</b>  | Guilty Pleas and Trials by Type of Crime  | 7  |
| <b>Table 4</b>  | Sentence Type by Type of Crime<br>(National)  | 8  |
| <b>Table 5</b>  | Sentence Type by Type of Crime<br>(District)  | 9  |
| <b>Table 6</b>  | Incarceration Rate of U.S. Citizens Eligible for Non-Prison Sentences<br>by Type of Crime | 10 |
| <b>Table 7</b>  | Sentence Length by Type of Crime  | 11 |
| <b>Table 8</b>  | Sentence Imposed Relative to the Guideline Range  | 12 |
| <b>Table 9</b>  | Sentence Imposed Relative to the Guideline Range<br>in Each Circuit and District          | 13 |
| <b>Table 10</b> | Sentence Imposed Relative to the Guideline Range<br>by Type of Crime                      | 16 |

**Figure A**  
**SENTENCED INDIVIDUALS BY TYPE OF CRIME**  
**Fiscal Year 2023**

**National**



**Western Washington**



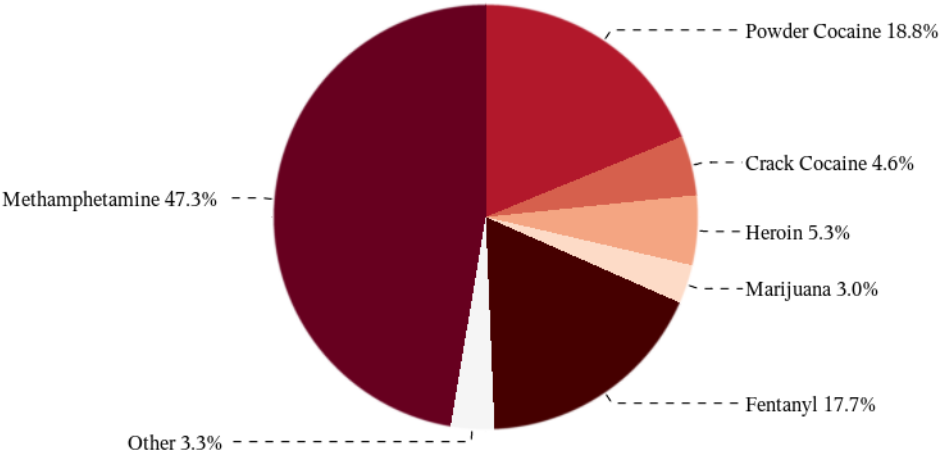
The National figure includes the 64,124 cases reported to the Commission. The Drugs category includes trafficking and simple possession.

The Western District of Washington figure includes the 359 cases reported to the Commission.

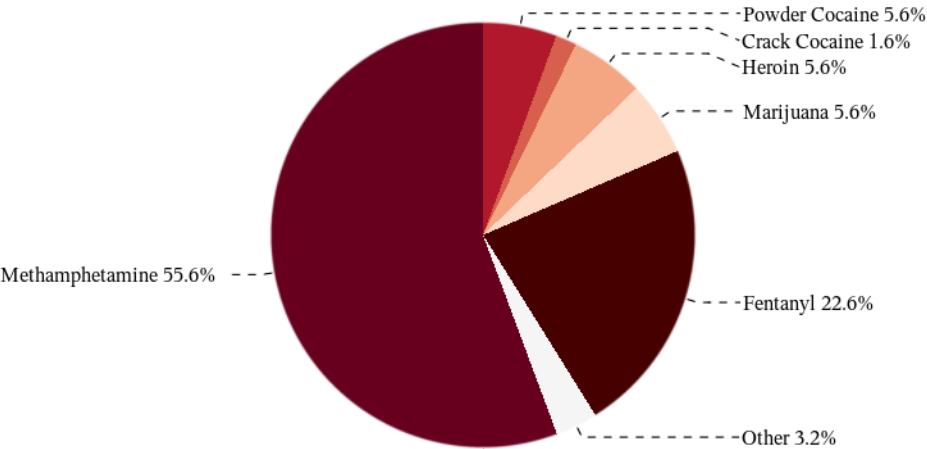
SOURCE: U.S. Sentencing Commission, 2023 Datafile, USSCFY23.

**Figure B**  
**DISTRIBUTION OF PRIMARY DRUG TYPE IN FEDERAL DRUG CASES**  
**Fiscal Year 2023**

**National**



**Western Washington**



Of the 64,124 National cases, in 19,066 the individual was sentenced under USSG Chapter Two, Part D (Drugs).

Of the 359 cases from the Western District of Washington, in 124 the individual was sentenced under USSG Chapter Two, Part D (Drugs).

SOURCE: U.S. Sentencing Commission, 2023 Datafile, USSCFY23.

**Table 1**

**DISTRIBUTION OF SENTENCED INDIVIDUALS  
BY TYPE OF CRIME  
Fiscal Year 2023**

| TYPE OF CRIME                | National      |              | Western Washington |              |
|------------------------------|---------------|--------------|--------------------|--------------|
|                              | N             | %            | N                  | %            |
| <b>TOTAL</b>                 | <b>64,124</b> | <b>100.0</b> | <b>359</b>         | <b>100.0</b> |
| Administration of Justice    | 647           | 1.0          | 2                  | 0.6          |
| Antitrust                    | 18            | 0.0          | 0                  | 0.0          |
| Arson                        | 106           | 0.2          | 1                  | 0.3          |
| Assault                      | 852           | 1.3          | 6                  | 1.7          |
| Bribery/Corruption           | 366           | 0.6          | 5                  | 1.4          |
| Burglary/Trespass            | 85            | 0.1          | 1                  | 0.3          |
| Child Pornography            | 1,408         | 2.2          | 8                  | 2.2          |
| Commercialized Vice          | 84            | 0.1          | 0                  | 0.0          |
| Drug Possession              | 139           | 0.2          | 1                  | 0.3          |
| Drug Trafficking             | 19,007        | 29.6         | 124                | 34.5         |
| Environmental                | 160           | 0.2          | 4                  | 1.1          |
| Extortion/Racketeering       | 130           | 0.2          | 0                  | 0.0          |
| Firearms                     | 8,832         | 13.8         | 26                 | 7.2          |
| Food and Drug                | 55            | 0.1          | 0                  | 0.0          |
| Forgery/Counter/Copyright    | 112           | 0.2          | 1                  | 0.3          |
| Fraud/Theft/Embezzlement     | 5,205         | 8.1          | 48                 | 13.4         |
| Immigration                  | 19,226        | 30.0         | 0                  | 0.0          |
| Individual Rights            | 113           | 0.2          | 1                  | 0.3          |
| Kidnapping                   | 151           | 0.2          | 0                  | 0.0          |
| Manslaughter                 | 86            | 0.1          | 0                  | 0.0          |
| Money Laundering             | 1,312         | 2.0          | 17                 | 4.7          |
| Murder                       | 489           | 0.8          | 1                  | 0.3          |
| National Defense             | 237           | 0.4          | 1                  | 0.3          |
| Obscenity/Other Sex Offenses | 326           | 0.5          | 1                  | 0.3          |
| Prison Offenses              | 455           | 0.7          | 2                  | 0.6          |
| Robbery                      | 1,503         | 2.3          | 1                  | 0.3          |
| Sexual Abuse                 | 1,395         | 2.2          | 17                 | 4.7          |
| Stalking/Harassing           | 240           | 0.4          | 5                  | 1.4          |
| Tax                          | 446           | 0.7          | 5                  | 1.4          |
| Other                        | 939           | 1.5          | 81                 | 22.6         |

SOURCE: U.S. Sentencing Commission, 2023 Datafile, USSCFY23.

Table 2

GUILTY PLEAS AND TRIALS IN EACH CIRCUIT AND DISTRICT  
Fiscal Year 2023

| CIRCUIT<br>District   | TOTAL         | PLEA          |             | TRIAL        |             |
|-----------------------|---------------|---------------|-------------|--------------|-------------|
|                       |               | N             | %           | N            | %           |
| <b>TOTAL</b>          | <b>64,124</b> | <b>62,300</b> | <b>97.2</b> | <b>1,824</b> | <b>2.8</b>  |
| <b>D.C. CIRCUIT</b>   | <b>503</b>    | <b>388</b>    | <b>77.1</b> | <b>115</b>   | <b>22.9</b> |
| District of Columbia  | 503           | 388           | 77.1        | 115          | 22.9        |
| <b>FIRST CIRCUIT</b>  | <b>1,949</b>  | <b>1,905</b>  | <b>97.7</b> | <b>44</b>    | <b>2.3</b>  |
| Maine                 | 116           | 115           | 99.1        | 1            | 0.9         |
| Massachusetts         | 477           | 449           | 94.1        | 28           | 5.9         |
| New Hampshire         | 160           | 159           | 99.4        | 1            | 0.6         |
| Puerto Rico           | 1,090         | 1,076         | 98.7        | 14           | 1.3         |
| Rhode Island          | 106           | 106           | 100.0       | 0            | 0.0         |
| <b>SECOND CIRCUIT</b> | <b>3,219</b>  | <b>3,075</b>  | <b>95.5</b> | <b>144</b>   | <b>4.5</b>  |
| Connecticut           | 355           | 342           | 96.3        | 13           | 3.7         |
| New York              |               |               |             |              |             |
| Eastern               | 709           | 663           | 93.5        | 46           | 6.5         |
| Northern              | 459           | 452           | 98.5        | 7            | 1.5         |
| Southern              | 1,148         | 1,083         | 94.3        | 65           | 5.7         |
| Western               | 411           | 399           | 97.1        | 12           | 2.9         |
| Vermont               | 137           | 136           | 99.3        | 1            | 0.7         |
| <b>THIRD CIRCUIT</b>  | <b>2,362</b>  | <b>2,259</b>  | <b>95.6</b> | <b>103</b>   | <b>4.4</b>  |
| Delaware              | 104           | 101           | 97.1        | 3            | 2.9         |
| New Jersey            | 723           | 694           | 96.0        | 29           | 4.0         |
| Pennsylvania          |               |               |             |              |             |
| Eastern               | 529           | 496           | 93.8        | 33           | 6.2         |
| Middle                | 409           | 391           | 95.6        | 18           | 4.4         |
| Western               | 530           | 515           | 97.2        | 15           | 2.8         |
| Virgin Islands        | 67            | 62            | 92.5        | 5            | 7.5         |
| <b>FOURTH CIRCUIT</b> | <b>4,313</b>  | <b>4,127</b>  | <b>95.7</b> | <b>186</b>   | <b>4.3</b>  |
| Maryland              | 503           | 471           | 93.6        | 32           | 6.4         |
| North Carolina        |               |               |             |              |             |
| Eastern               | 847           | 825           | 97.4        | 22           | 2.6         |
| Middle                | 326           | 317           | 97.2        | 9            | 2.8         |
| Western               | 362           | 341           | 94.2        | 21           | 5.8         |
| South Carolina        | 644           | 630           | 97.8        | 14           | 2.2         |
| Virginia              |               |               |             |              |             |
| Eastern               | 884           | 832           | 94.1        | 52           | 5.9         |
| Western               | 210           | 196           | 93.3        | 14           | 6.7         |
| West Virginia         |               |               |             |              |             |
| Northern              | 310           | 298           | 96.1        | 12           | 3.9         |
| Southern              | 227           | 217           | 95.6        | 10           | 4.4         |

| CIRCUIT<br>District    | TOTAL         | PLEA          |             | TRIAL      |            |
|------------------------|---------------|---------------|-------------|------------|------------|
|                        |               | N             | %           | N          | %          |
| <b>FIFTH CIRCUIT</b>   | <b>17,542</b> | <b>17,357</b> | <b>98.9</b> | <b>185</b> | <b>1.1</b> |
| Louisiana              |               |               |             |            |            |
| Eastern                | 331           | 318           | 96.1        | 13         | 3.9        |
| Middle                 | 96            | 93            | 96.9        | 3          | 3.1        |
| Western                | 340           | 331           | 97.4        | 9          | 2.6        |
| Mississippi            |               |               |             |            |            |
| Northern               | 164           | 159           | 97.0        | 5          | 3.0        |
| Southern               | 372           | 358           | 96.2        | 14         | 3.8        |
| Texas                  |               |               |             |            |            |
| Eastern                | 716           | 706           | 98.6        | 10         | 1.4        |
| Northern               | 1,559         | 1,535         | 98.5        | 24         | 1.5        |
| Southern               | 6,425         | 6,379         | 99.3        | 46         | 0.7        |
| Western                | 7,539         | 7,478         | 99.2        | 61         | 0.8        |
| <b>SIXTH CIRCUIT</b>   | <b>4,613</b>  | <b>4,442</b>  | <b>96.3</b> | <b>171</b> | <b>3.7</b> |
| Kentucky               |               |               |             |            |            |
| Eastern                | 444           | 413           | 93.0        | 31         | 7.0        |
| Western                | 337           | 320           | 95.0        | 17         | 5.0        |
| Michigan               |               |               |             |            |            |
| Eastern                | 696           | 669           | 96.1        | 27         | 3.9        |
| Western                | 240           | 228           | 95.0        | 12         | 5.0        |
| Ohio                   |               |               |             |            |            |
| Northern               | 880           | 847           | 96.3        | 33         | 3.8        |
| Southern               | 623           | 612           | 98.2        | 11         | 1.8        |
| Tennessee              |               |               |             |            |            |
| Eastern                | 647           | 632           | 97.7        | 15         | 2.3        |
| Middle                 | 288           | 278           | 96.5        | 10         | 3.5        |
| Western                | 458           | 443           | 96.7        | 15         | 3.3        |
| <b>SEVENTH CIRCUIT</b> | <b>2,270</b>  | <b>2,164</b>  | <b>95.3</b> | <b>106</b> | <b>4.7</b> |
| Illinois               |               |               |             |            |            |
| Central                | 260           | 239           | 91.9        | 21         | 8.1        |
| Northern               | 620           | 587           | 94.7        | 33         | 5.3        |
| Southern               | 261           | 239           | 91.6        | 22         | 8.4        |
| Indiana                |               |               |             |            |            |
| Northern               | 262           | 250           | 95.4        | 12         | 4.6        |
| Southern               | 393           | 382           | 97.2        | 11         | 2.8        |
| Wisconsin              |               |               |             |            |            |
| Eastern                | 328           | 322           | 98.2        | 6          | 1.8        |
| Western                | 146           | 145           | 99.3        | 1          | 0.7        |
| <b>EIGHTH CIRCUIT</b>  | <b>5,143</b>  | <b>4,993</b>  | <b>97.1</b> | <b>150</b> | <b>2.9</b> |
| Arkansas               |               |               |             |            |            |
| Eastern                | 548           | 531           | 96.9        | 17         | 3.1        |
| Western                | 177           | 175           | 98.9        | 2          | 1.1        |
| Iowa                   |               |               |             |            |            |
| Northern               | 338           | 327           | 96.7        | 11         | 3.3        |
| Southern               | 440           | 423           | 96.1        | 17         | 3.9        |
| Minnesota              | 353           | 338           | 95.8        | 15         | 4.2        |
| Missouri               |               |               |             |            |            |
| Eastern                | 954           | 943           | 98.8        | 11         | 1.2        |
| Western                | 841           | 819           | 97.4        | 22         | 2.6        |
| Nebraska               | 567           | 552           | 97.4        | 15         | 2.6        |
| North Dakota           | 413           | 404           | 97.8        | 9          | 2.2        |
| South Dakota           | 512           | 481           | 93.9        | 31         | 6.1        |

| CIRCUIT<br>District      | TOTAL         | PLEA          |             | TRIAL      |            |
|--------------------------|---------------|---------------|-------------|------------|------------|
|                          |               | N             | %           | N          | %          |
| <b>NINTH CIRCUIT</b>     | <b>12,151</b> | <b>11,909</b> | <b>98.0</b> | <b>242</b> | <b>2.0</b> |
| Alaska                   | 177           | 165           | 93.2        | 12         | 6.8        |
| Arizona                  | 4,812         | 4,790         | 99.5        | 22         | 0.5        |
| California               |               |               |             |            |            |
| Central                  | 944           | 887           | 94.0        | 57         | 6.0        |
| Eastern                  | 392           | 381           | 97.2        | 11         | 2.8        |
| Northern                 | 386           | 365           | 94.6        | 21         | 5.4        |
| Southern                 | 3,189         | 3,150         | 98.8        | 39         | 1.2        |
| Guam                     | 26            | 23            | 88.5        | 3          | 11.5       |
| Hawaii                   | 119           | 109           | 91.6        | 10         | 8.4        |
| Idaho                    | 292           | 278           | 95.2        | 14         | 4.8        |
| Montana                  | 369           | 358           | 97.0        | 11         | 3.0        |
| Nevada                   | 362           | 351           | 97.0        | 11         | 3.0        |
| Northern Mariana Islands | 25            | 24            | 96.0        | 1          | 4.0        |
| Oregon                   | 410           | 396           | 96.6        | 14         | 3.4        |
| Washington               |               |               |             |            |            |
| Eastern                  | 289           | 284           | 98.3        | 5          | 1.7        |
| Western                  | 359           | 348           | 96.9        | 11         | 3.1        |
| <b>TENTH CIRCUIT</b>     | <b>4,878</b>  | <b>4,756</b>  | <b>97.5</b> | <b>122</b> | <b>2.5</b> |
| Colorado                 | 340           | 323           | 95.0        | 17         | 5.0        |
| Kansas                   | 341           | 328           | 96.2        | 13         | 3.8        |
| New Mexico               | 2,006         | 1,986         | 99.0        | 20         | 1.0        |
| Oklahoma                 |               |               |             |            |            |
| Eastern                  | 215           | 190           | 88.4        | 25         | 11.6       |
| Northern                 | 400           | 381           | 95.3        | 19         | 4.8        |
| Western                  | 677           | 665           | 98.2        | 12         | 1.8        |
| Utah                     | 761           | 750           | 98.6        | 11         | 1.4        |
| Wyoming                  | 138           | 133           | 96.4        | 5          | 3.6        |
| <b>ELEVENTH CIRCUIT</b>  | <b>5,181</b>  | <b>4,925</b>  | <b>95.1</b> | <b>256</b> | <b>4.9</b> |
| Alabama                  |               |               |             |            |            |
| Middle                   | 218           | 212           | 97.2        | 6          | 2.8        |
| Northern                 | 405           | 394           | 97.3        | 11         | 2.7        |
| Southern                 | 308           | 296           | 96.1        | 12         | 3.9        |
| Florida                  |               |               |             |            |            |
| Middle                   | 1,104         | 1,025         | 92.8        | 79         | 7.2        |
| Northern                 | 254           | 236           | 92.9        | 18         | 7.1        |
| Southern                 | 1,552         | 1,465         | 94.4        | 87         | 5.6        |
| Georgia                  |               |               |             |            |            |
| Middle                   | 384           | 372           | 96.9        | 12         | 3.1        |
| Northern                 | 585           | 561           | 95.9        | 24         | 4.1        |
| Southern                 | 371           | 364           | 98.1        | 7          | 1.9        |

Of the 64,124 National cases, no cases were excluded.

SOURCE: U.S. Sentencing Commission, 2023 Datafile, USSCFY23.



**Table 3**

**GUILTY PLEAS AND TRIALS BY TYPE OF CRIME  
Fiscal Year 2023**

| TYPE OF CRIME                | TOTAL         | National      |             |              |            | Western Washington |             |           |            |
|------------------------------|---------------|---------------|-------------|--------------|------------|--------------------|-------------|-----------|------------|
|                              |               | PLEA          |             | TRIAL        |            | PLEA               |             | TRIAL     |            |
|                              |               | N             | %           | N            | %          | N                  | %           | N         | %          |
| <b>TOTAL</b>                 | <b>64,124</b> | <b>62,300</b> | <b>97.2</b> | <b>1,824</b> | <b>2.8</b> | <b>348</b>         | <b>96.9</b> | <b>11</b> | <b>3.1</b> |
| Administration of Justice    | 647           | 540           | 83.5        | 107          | 16.5       | 1                  | 50.0        | 1         | 50.0       |
| Antitrust                    | 18            | 18            | 100.0       | 0            | 0.0        | 0                  | --          | 0         | --         |
| Arson                        | 106           | 104           | 98.1        | 2            | 1.9        | 1                  | 100.0       | 0         | 0.0        |
| Assault                      | 852           | 782           | 91.8        | 70           | 8.2        | 6                  | 100.0       | 0         | 0.0        |
| Bribery/Corruption           | 366           | 335           | 91.5        | 31           | 8.5        | 4                  | 80.0        | 1         | 20.0       |
| Burglary/Trespass            | 85            | 81            | 95.3        | 4            | 4.7        | 1                  | 100.0       | 0         | 0.0        |
| Child Pornography            | 1,408         | 1,367         | 97.1        | 41           | 2.9        | 8                  | 100.0       | 0         | 0.0        |
| Commercialized Vice          | 84            | 83            | 98.8        | 1            | 1.2        | 0                  | --          | 0         | --         |
| Drug Possession              | 139           | 136           | 97.8        | 3            | 2.2        | 1                  | 100.0       | 0         | 0.0        |
| Drug Trafficking             | 19,007        | 18,576        | 97.7        | 431          | 2.3        | 121                | 97.6        | 3         | 2.4        |
| Environmental                | 160           | 155           | 96.9        | 5            | 3.1        | 3                  | 75.0        | 1         | 25.0       |
| Extortion/Racketeering       | 130           | 121           | 93.1        | 9            | 6.9        | 0                  | --          | 0         | --         |
| Firearms                     | 8,832         | 8,615         | 97.5        | 217          | 2.5        | 26                 | 100.0       | 0         | 0.0        |
| Food and Drug                | 55            | 55            | 100.0       | 0            | 0.0        | 0                  | --          | 0         | --         |
| Forgery/Counter/Copyright    | 112           | 106           | 94.6        | 6            | 5.4        | 1                  | 100.0       | 0         | 0.0        |
| Fraud/Theft/Embezzlement     | 5,205         | 4,980         | 95.7        | 225          | 4.3        | 46                 | 95.8        | 2         | 4.2        |
| Immigration                  | 19,226        | 19,158        | 99.6        | 68           | 0.4        | 0                  | --          | 0         | --         |
| Individual Rights            | 113           | 96            | 85.0        | 17           | 15.0       | 1                  | 100.0       | 0         | 0.0        |
| Kidnapping                   | 151           | 126           | 83.4        | 25           | 16.6       | 0                  | --          | 0         | --         |
| Manslaughter                 | 86            | 78            | 90.7        | 8            | 9.3        | 0                  | --          | 0         | --         |
| Money Laundering             | 1,312         | 1,202         | 91.6        | 110          | 8.4        | 16                 | 94.1        | 1         | 5.9        |
| Murder                       | 489           | 370           | 75.7        | 119          | 24.3       | 1                  | 100.0       | 0         | 0.0        |
| National Defense             | 237           | 230           | 97.0        | 7            | 3.0        | 1                  | 100.0       | 0         | 0.0        |
| Obscenity/Other Sex Offenses | 326           | 320           | 98.2        | 6            | 1.8        | 1                  | 100.0       | 0         | 0.0        |
| Prison Offenses              | 455           | 450           | 98.9        | 5            | 1.1        | 2                  | 100.0       | 0         | 0.0        |
| Robbery                      | 1,503         | 1,422         | 94.6        | 81           | 5.4        | 1                  | 100.0       | 0         | 0.0        |
| Sexual Abuse                 | 1,395         | 1,240         | 88.9        | 155          | 11.1       | 16                 | 94.1        | 1         | 5.9        |
| Stalking/Harassing           | 240           | 219           | 91.3        | 21           | 8.8        | 4                  | 80.0        | 1         | 20.0       |
| Tax                          | 446           | 407           | 91.3        | 39           | 8.7        | 5                  | 100.0       | 0         | 0.0        |
| Other                        | 939           | 928           | 98.8        | 11           | 1.2        | 81                 | 100.0       | 0         | 0.0        |

Of the 64,124 National cases, no cases were excluded.

Of the 359 cases from the Western District of Washington, no cases were excluded.

SOURCE: U.S. Sentencing Commission, 2023 Datafile, USSCFY23.

**Table 4**  
**SENTENCE TYPE BY TYPE OF CRIME**  
**Fiscal Year 2023**

**National**

| TYPE OF CRIME                | TOTAL         | Prison Only   |             | Prison and Alternatives |            | Probation and Alternatives |            | Probation Only |            | Fine Only  |            |
|------------------------------|---------------|---------------|-------------|-------------------------|------------|----------------------------|------------|----------------|------------|------------|------------|
|                              |               | N             | %           | N                       | %          | N                          | %          | N              | %          | N          | %          |
| <b>TOTAL</b>                 | <b>64,124</b> | <b>57,579</b> | <b>89.8</b> | <b>1,689</b>            | <b>2.6</b> | <b>755</b>                 | <b>1.2</b> | <b>3,808</b>   | <b>5.9</b> | <b>293</b> | <b>0.5</b> |
| Administration of Justice    | 647           | 483           | 74.7        | 23                      | 3.6        | 30                         | 4.6        | 106            | 16.4       | 5          | 0.8        |
| Antitrust                    | 18            | 5             | 27.8        | 4                       | 22.2       | 4                          | 22.2       | 5              | 27.8       | 0          | 0.0        |
| Arson                        | 106           | 99            | 93.4        | 3                       | 2.8        | 1                          | 0.9        | 3              | 2.8        | 0          | 0.0        |
| Assault                      | 852           | 759           | 89.1        | 29                      | 3.4        | 10                         | 1.2        | 48             | 5.6        | 6          | 0.7        |
| Bribery/Corruption           | 366           | 259           | 70.8        | 20                      | 5.5        | 22                         | 6.0        | 64             | 17.5       | 1          | 0.3        |
| Burglary/Trespass            | 85            | 68            | 80.0        | 1                       | 1.2        | 8                          | 9.4        | 8              | 9.4        | 0          | 0.0        |
| Child Pornography            | 1,408         | 1,381         | 98.1        | 14                      | 1.0        | 0                          | 0.0        | 13             | 0.9        | 0          | 0.0        |
| Commercialized Vice          | 84            | 69            | 82.1        | 4                       | 4.8        | 4                          | 4.8        | 7              | 8.3        | 0          | 0.0        |
| Drug Possession              | 139           | 70            | 50.4        | 0                       | 0.0        | 0                          | 0.0        | 51             | 36.7       | 18         | 12.9       |
| Drug Trafficking             | 19,007        | 17,862        | 94.0        | 613                     | 3.2        | 113                        | 0.6        | 417            | 2.2        | 2          | 0.0        |
| Environmental                | 160           | 38            | 23.8        | 5                       | 3.1        | 6                          | 3.8        | 102            | 63.8       | 9          | 5.6        |
| Extortion/Racketeering       | 130           | 101           | 77.7        | 5                       | 3.8        | 4                          | 3.1        | 20             | 15.4       | 0          | 0.0        |
| Firearms                     | 8,832         | 8,078         | 91.5        | 179                     | 2.0        | 109                        | 1.2        | 458            | 5.2        | 8          | 0.1        |
| Food and Drug                | 55            | 21            | 38.2        | 1                       | 1.8        | 3                          | 5.5        | 28             | 50.9       | 2          | 3.6        |
| Forgery/Counter/Copyright    | 112           | 74            | 66.1        | 8                       | 7.1        | 5                          | 4.5        | 25             | 22.3       | 0          | 0.0        |
| Fraud/Theft/Embezzlement     | 5,205         | 3,656         | 70.2        | 201                     | 3.9        | 229                        | 4.4        | 1,076          | 20.7       | 43         | 0.8        |
| Immigration                  | 19,226        | 18,108        | 94.2        | 344                     | 1.8        | 93                         | 0.5        | 681            | 3.5        | 0          | 0.0        |
| Individual Rights            | 113           | 76            | 67.3        | 4                       | 3.5        | 2                          | 1.8        | 31             | 27.4       | 0          | 0.0        |
| Kidnapping                   | 151           | 141           | 93.4        | 9                       | 6.0        | 0                          | 0.0        | 1              | 0.7        | 0          | 0.0        |
| Manslaughter                 | 86            | 82            | 95.3        | 2                       | 2.3        | 0                          | 0.0        | 2              | 2.3        | 0          | 0.0        |
| Money Laundering             | 1,312         | 1,122         | 85.5        | 50                      | 3.8        | 37                         | 2.8        | 101            | 7.7        | 2          | 0.2        |
| Murder                       | 489           | 479           | 98.0        | 10                      | 2.0        | 0                          | 0.0        | 0              | 0.0        | 0          | 0.0        |
| National Defense             | 237           | 188           | 79.3        | 11                      | 4.6        | 3                          | 1.3        | 14             | 5.9        | 21         | 8.9        |
| Obscenity/Other Sex Offenses | 326           | 285           | 87.4        | 24                      | 7.4        | 4                          | 1.2        | 13             | 4.0        | 0          | 0.0        |
| Prison Offenses              | 455           | 427           | 93.8        | 13                      | 2.9        | 4                          | 0.9        | 10             | 2.2        | 1          | 0.2        |
| Robbery                      | 1,503         | 1,450         | 96.5        | 41                      | 2.7        | 0                          | 0.0        | 12             | 0.8        | 0          | 0.0        |
| Sexual Abuse                 | 1,395         | 1,354         | 97.1        | 34                      | 2.4        | 3                          | 0.2        | 4              | 0.3        | 0          | 0.0        |
| Stalking/Harassing           | 240           | 208           | 86.7        | 9                       | 3.8        | 9                          | 3.8        | 14             | 5.8        | 0          | 0.0        |
| Tax                          | 446           | 265           | 59.4        | 24                      | 5.4        | 37                         | 8.3        | 120            | 26.9       | 0          | 0.0        |
| Other                        | 939           | 371           | 39.5        | 4                       | 0.4        | 15                         | 1.6        | 374            | 39.8       | 175        | 18.6       |

Of the 64,124 National cases, no cases were excluded.

Alternatives include all cases in which sentenced individuals received conditions of confinement as described in USSG §5C1.1.

SOURCE: U.S. Sentencing Commission, 2023 Datafile, USSCFY23.

**Table 5**  
**SENTENCE TYPE BY TYPE OF CRIME**  
**Fiscal Year 2023**

**Western Washington**

| TYPE OF CRIME                | TOTAL      | Prison Only |             | Prison and Alternatives |            | Probation and Alternatives |            | Probation Only |             | Fine Only |             |
|------------------------------|------------|-------------|-------------|-------------------------|------------|----------------------------|------------|----------------|-------------|-----------|-------------|
|                              |            | N           | %           | N                       | %          | N                          | %          | N              | %           | N         | %           |
| <b>TOTAL</b>                 | <b>359</b> | <b>247</b>  | <b>68.8</b> | <b>4</b>                | <b>1.1</b> | <b>3</b>                   | <b>0.8</b> | <b>33</b>      | <b>9.2</b>  | <b>72</b> | <b>20.1</b> |
| Administration of Justice    | 2          | 2           | 100.0       | 0                       | 0.0        | 0                          | 0.0        | 0              | 0.0         | 0         | 0.0         |
| Antitrust                    | 0          | 0           | --          | 0                       | --         | 0                          | --         | 0              | --          | 0         | --          |
| Arson                        | 1          | 1           | 100.0       | 0                       | 0.0        | 0                          | 0.0        | 0              | 0.0         | 0         | 0.0         |
| Assault                      | 6          | 5           | 83.3        | 0                       | 0.0        | 0                          | 0.0        | 0              | 0.0         | 1         | 16.7        |
| Bribery/Corruption           | 5          | 3           | 60.0        | 0                       | 0.0        | 1                          | 20.0       | 1              | 20.0        | 0         | 0.0         |
| Burglary/Trespass            | 1          | 1           | 100.0       | 0                       | 0.0        | 0                          | 0.0        | 0              | 0.0         | 0         | 0.0         |
| Child Pornography            | 8          | 8           | 100.0       | 0                       | 0.0        | 0                          | 0.0        | 0              | 0.0         | 0         | 0.0         |
| Commercialized Vice          | 0          | 0           | --          | 0                       | --         | 0                          | --         | 0              | --          | 0         | --          |
| Drug Possession              | 1          | 1           | 100.0       | 0                       | 0.0        | 0                          | 0.0        | 0              | 0.0         | 0         | 0.0         |
| Drug Trafficking             | 124        | 123         | 99.2        | 0                       | 0.0        | 0                          | 0.0        | 1              | 0.8         | 0         | 0.0         |
| Environmental                | 4          | 3           | 75.0        | 0                       | 0.0        | 0                          | 0.0        | 1              | 25.0        | 0         | 0.0         |
| Extortion/Racketeering       | 0          | 0           | --          | 0                       | --         | 0                          | --         | 0              | --          | 0         | --          |
| Firearms                     | 26         | 25          | 96.2        | 0                       | 0.0        | 0                          | 0.0        | 0              | 0.0         | 1         | 3.8         |
| Food and Drug                | 0          | 0           | --          | 0                       | --         | 0                          | --         | 0              | --          | 0         | --          |
| Forgery/Counter/Copyright    | 1          | 0           | 0.0         | 1                       | 100.0      | 0                          | 0.0        | 0              | 0.0         | 0         | 0.0         |
| Fraud/Theft/Embezzlement     | 48         | 27          | 56.3        | 2                       | 4.2        | 0                          | 0.0        | 15             | 31.3        | 4         | 8.3         |
| Immigration                  | 0          | 0           | --          | 0                       | --         | 0                          | --         | 0              | --          | 0         | --          |
| Individual Rights            | 1          | 0           | 0.0         | 0                       | 0.0        | 0                          | 0.0        | 1              | 100.0       | 0         | 0.0         |
| Kidnapping                   | 0          | 0           | --          | 0                       | --         | 0                          | --         | 0              | --          | 0         | --          |
| Manslaughter                 | 0          | 0           | --          | 0                       | --         | 0                          | --         | 0              | --          | 0         | --          |
| Money Laundering             | 17         | 16          | 94.1        | 0                       | 0.0        | 0                          | 0.0        | 1              | 5.9         | 0         | 0.0         |
| Murder                       | 1          | 1           | 100.0       | 0                       | 0.0        | 0                          | 0.0        | 0              | 0.0         | 0         | 0.0         |
| National Defense             | 1          | 1           | 100.0       | 0                       | 0.0        | 0                          | 0.0        | 0              | 0.0         | 0         | 0.0         |
| Obscenity/Other Sex Offenses | 1          | 1           | 100.0       | 0                       | 0.0        | 0                          | 0.0        | 0              | 0.0         | 0         | 0.0         |
| Prison Offenses              | 2          | 2           | 100.0       | 0                       | 0.0        | 0                          | 0.0        | 0              | 0.0         | 0         | 0.0         |
| Robbery                      | 1          | 1           | 100.0       | 0                       | 0.0        | 0                          | 0.0        | 0              | 0.0         | 0         | 0.0         |
| Sexual Abuse                 | 17         | 17          | 100.0       | 0                       | 0.0        | 0                          | 0.0        | 0              | 0.0         | 0         | 0.0         |
| Stalking/Harassing           | 5          | 4           | 80.0        | 0                       | 0.0        | 1                          | 20.0       | 0              | 0.0         | 0         | 0.0         |
| Tax                          | 5          | 3           | 60.0        | 1                       | 20.0       | 0                          | 0.0        | 1              | 20.0        | 0         | 0.0         |
| <b>Other</b>                 | <b>81</b>  | <b>2</b>    | <b>2.5</b>  | <b>0</b>                | <b>0.0</b> | <b>1</b>                   | <b>1.2</b> | <b>12</b>      | <b>14.8</b> | <b>66</b> | <b>81.5</b> |

Of the 359 cases from the Western District of Washington, no cases were excluded.

Alternatives include all cases in which sentenced individuals received conditions of confinement as described in USSG §5C1.1.

SOURCE: U.S. Sentencing Commission, 2023 Datafile, USSCFY23.

**Table 6**  
**INCARCERATION RATE OF U.S. CITIZENS ELIGIBLE FOR NON-PRISON SENTENCES**  
**BY TYPE OF CRIME**  
**Fiscal Year 2023**

| TYPE OF CRIME                | TOTAL        | National        |             |                     |             | Western Washington |             |                     |             |
|------------------------------|--------------|-----------------|-------------|---------------------|-------------|--------------------|-------------|---------------------|-------------|
|                              |              | Prison Sentence |             | Non-Prison Sentence |             | Prison Sentence    |             | Non-Prison Sentence |             |
|                              |              | N               | %           | N                   | %           | N                  | %           | N                   | %           |
| <b>TOTAL</b>                 | <b>3,529</b> | <b>1,717</b>    | <b>48.7</b> | <b>1,812</b>        | <b>51.3</b> | <b>9</b>           | <b>11.4</b> | <b>70</b>           | <b>88.6</b> |
| Administration of Justice    | 108          | 68              | 63.0        | 40                  | 37.0        | 0                  | --          | 0                   | --          |
| Antitrust                    | 2            | 0               | 0.0         | 2                   | 100.0       | 0                  | --          | 0                   | --          |
| Arson                        | 3            | 3               | 100.0       | 0                   | 0.0         | 0                  | --          | 0                   | --          |
| Assault                      | 74           | 38              | 51.4        | 36                  | 48.6        | 0                  | 0.0         | 1                   | 100.0       |
| Bribery/Corruption           | 21           | 4               | 19.0        | 17                  | 81.0        | 0                  | --          | 0                   | --          |
| Burglary/Trespass            | 35           | 25              | 71.4        | 10                  | 28.6        | 0                  | --          | 0                   | --          |
| Child Pornography            | 0            | 0               | --          | 0                   | --          | 0                  | --          | 0                   | --          |
| Commercialized Vice          | 9            | 4               | 44.4        | 5                   | 55.6        | 0                  | --          | 0                   | --          |
| Drug Possession              | 102          | 53              | 52.0        | 49                  | 48.0        | 1                  | 100.0       | 0                   | 0.0         |
| Drug Trafficking             | 265          | 175             | 66.0        | 90                  | 34.0        | 0                  | --          | 0                   | --          |
| Environmental                | 64           | 6               | 9.4         | 58                  | 90.6        | 0                  | --          | 0                   | --          |
| Extortion/Racketeering       | 11           | 3               | 27.3        | 8                   | 72.7        | 0                  | --          | 0                   | --          |
| Firearms                     | 133          | 56              | 42.1        | 77                  | 57.9        | 1                  | 100.0       | 0                   | 0.0         |
| Food and Drug                | 28           | 5               | 17.9        | 23                  | 82.1        | 0                  | --          | 0                   | --          |
| Forgery/Counter/Copyright    | 20           | 7               | 35.0        | 13                  | 65.0        | 0                  | --          | 0                   | --          |
| Fraud/Theft/Embezzlement     | 1,157        | 448             | 38.7        | 709                 | 61.3        | 4                  | 26.7        | 11                  | 73.3        |
| Immigration                  | 759          | 542             | 71.4        | 217                 | 28.6        | 0                  | --          | 0                   | --          |
| Individual Rights            | 18           | 3               | 16.7        | 15                  | 83.3        | 0                  | 0.0         | 1                   | 100.0       |
| Kidnapping                   | 0            | 0               | --          | 0                   | --          | 0                  | --          | 0                   | --          |
| Manslaughter                 | 1            | 1               | 100.0       | 0                   | 0.0         | 0                  | --          | 0                   | --          |
| Money Laundering             | 52           | 29              | 55.8        | 23                  | 44.2        | 0                  | --          | 0                   | --          |
| Murder                       | 0            | 0               | --          | 0                   | --          | 0                  | --          | 0                   | --          |
| National Defense             | 18           | 1               | 5.6         | 17                  | 94.4        | 0                  | --          | 0                   | --          |
| Obscenity/Other Sex Offenses | 16           | 11              | 68.8        | 5                   | 31.3        | 1                  | 100.0       | 0                   | 0.0         |
| Prison Offenses              | 145          | 133             | 91.7        | 12                  | 8.3         | 0                  | --          | 0                   | --          |
| Robbery                      | 0            | 0               | --          | 0                   | --          | 0                  | --          | 0                   | --          |
| Sexual Abuse                 | 2            | 1               | 50.0        | 1                   | 50.0        | 0                  | --          | 0                   | --          |
| Stalking/Harassing           | 24           | 20              | 83.3        | 4                   | 16.7        | 0                  | --          | 0                   | --          |
| Tax                          | 19           | 3               | 15.8        | 16                  | 84.2        | 0                  | --          | 0                   | --          |
| <b>Other</b>                 | <b>443</b>   | <b>78</b>       | <b>17.6</b> | <b>365</b>          | <b>82.4</b> | <b>2</b>           | <b>3.4</b>  | <b>57</b>           | <b>96.6</b> |

Of the 64,124 National cases, a U.S. Citizen was the sentenced individual in 42,295 cases. Of these, 38,766 cases were excluded because the sentenced individual was ineligible for a non-prison sentence.

Of the 359 cases from the Western District of Washington, a U.S. Citizen was the sentenced individual in 269 cases. Of these, 190 cases were excluded because the sentenced individual was ineligible for a non-prison sentence.

SOURCE: U.S. Sentencing Commission, 2023 Datafile, USSCFY23.

**Table 7**

**SENTENCE LENGTH BY TYPE OF CRIME  
Fiscal Year 2023**

| TYPE OF CRIME                | National    |               |               | Western Washington |               |            |
|------------------------------|-------------|---------------|---------------|--------------------|---------------|------------|
|                              | Mean Months | Median Months | N             | Mean Months        | Median Months | N          |
| <b>TOTAL</b>                 | <b>52</b>   | <b>24</b>     | <b>64,123</b> | <b>44</b>          | <b>24</b>     | <b>359</b> |
| Administration of Justice    | 16          | 10            | 647           | --                 | --            | 2          |
| Antitrust                    | 6           | 6             | 18            | --                 | --            | 0          |
| Arson                        | 58          | 57            | 106           | --                 | --            | 1          |
| Assault                      | 71          | 47            | 852           | 48                 | 45            | 6          |
| Bribery/Corruption           | 21          | 14            | 366           | 14                 | 18            | 5          |
| Burglary/Trespass            | 16          | 8             | 85            | --                 | --            | 1          |
| Child Pornography            | 115         | 97            | 1,408         | 71                 | 78            | 8          |
| Commercialized Vice          | 21          | 12            | 84            | --                 | --            | 0          |
| Drug Possession              | 2           | 0             | 139           | --                 | --            | 1          |
| Drug Trafficking             | 82          | 63            | 19,007        | 68                 | 66            | 124        |
| Environmental                | 3           | 0             | 160           | 13                 | 16            | 4          |
| Extortion/Racketeering       | 32          | 24            | 130           | --                 | --            | 0          |
| Firearms                     | 49          | 40            | 8,832         | 29                 | 24            | 26         |
| Food and Drug                | 10          | 0             | 55            | --                 | --            | 0          |
| Forgery/Counter/Copyright    | 18          | 12            | 112           | --                 | --            | 1          |
| Fraud/Theft/Embezzlement     | 22          | 12            | 5,205         | 17                 | 3             | 48         |
| Immigration                  | 12          | 8             | 19,225        | --                 | --            | 0          |
| Individual Rights            | 55          | 15            | 113           | --                 | --            | 1          |
| Kidnapping                   | 199         | 168           | 151           | --                 | --            | 0          |
| Manslaughter                 | 75          | 69            | 86            | --                 | --            | 0          |
| Money Laundering             | 63          | 36            | 1,312         | 58                 | 36            | 17         |
| Murder                       | 285         | 276           | 489           | --                 | --            | 1          |
| National Defense             | 38          | 24            | 237           | --                 | --            | 1          |
| Obscenity/Other Sex Offenses | 23          | 18            | 326           | --                 | --            | 1          |
| Prison Offenses              | 14          | 12            | 455           | --                 | --            | 2          |
| Robbery                      | 110         | 96            | 1,503         | --                 | --            | 1          |
| Sexual Abuse                 | 213         | 180           | 1,395         | 189                | 180           | 17         |
| Stalking/Harassing           | 29          | 20            | 240           | 19                 | 0             | 5          |
| Tax                          | 15          | 12            | 446           | 31                 | 18            | 5          |
| Other                        | 4           | 0             | 939           | 0                  | 0             | 81         |

Of the 64,124 National cases, one case was excluded due to missing or indeterminable sentencing information.

Of the 359 cases from the Western District of Washington, no cases were excluded.

Sentences of 470 months or greater (including life) and probation were included in the sentence average computations as 470 months and zero months, respectively. The information in this table includes conditions of confinement as described in USSG §5C1.1.

SOURCE: U.S. Sentencing Commission, 2023 Datafile, USSCFY23.

**Table 8**

**SENTENCE IMPOSED RELATIVE TO THE GUIDELINE RANGE<sup>1</sup>**  
**Fiscal Year 2023**

|  | <u>National</u> |              | <u>Western Washington</u> |              |
|--|-----------------|--------------|---------------------------|--------------|
|  | <u>N</u>        | <u>%</u>     | <u>N</u>                  | <u>%</u>     |
| <b>TOTAL CASES</b>                           | <b>63,812</b>   | <b>100.0</b> | <b>359</b>                | <b>100.0</b> |
| <b>SENTENCES UNDER THE GUIDELINES MANUAL</b> | <b>42,684</b>   | <b>66.9</b>  | <b>136</b>                | <b>37.9</b>  |
| Within Guideline Range                       | 27,087          | 42.4         | 122                       | 34.0         |
| Upward Departure <sup>2</sup>                | 314             | 0.5          | 0                         | 0.0          |
| Downward Departure                           |                 |              |                           |              |
| §5K1.1 Substantial Assistance                | 6,499           | 10.2         | 12                        | 3.3          |
| §5K3.1 Early Disposition Program             | 6,363           | 10.0         | 0                         | 0.0          |
| Other Government Motion <sup>3</sup>         | 1,310           | 2.1          | 1                         | 0.3          |
| Non-Government Departure <sup>4</sup>        | 1,111           | 1.7          | 1                         | 0.3          |
| <b>VARIANCES</b>                             | <b>21,128</b>   | <b>33.1</b>  | <b>223</b>                | <b>62.1</b>  |
| Upward Variance <sup>5</sup>                 | 1,896           | 3.0          | 1                         | 0.3          |
| Downward Variance                            |                 |              |                           |              |
| Government Motion <sup>6</sup>               | 6,384           | 10.0         | 164                       | 45.7         |
| Non-Government Variance <sup>7</sup>         | 12,848          | 20.1         | 58                        | 16.2         |

<sup>1</sup> This table reflects the 64,124 cases reported to the Commission in fiscal year 2023, 359 of which were from the Western District of Washington. Of these, 312 cases nationally were excluded because information was missing from the submitted documents that prevented the comparison of the sentence and the guideline range, while none from the Western District of Washington were excluded.

<sup>2</sup> Cases in which the sentence imposed was above the applicable guideline range and for which the court cited a reason on Part V of the Statement of Reasons form, other than §5K1.1 or §5K3.1.

<sup>3</sup> Cases in which the sentence imposed was below the applicable guideline range and for which the court cited a reason on Part V of the Statement of Reasons form, other than §5K1.1 or §5K3.1, and where the prosecution initiated, proposed, or stipulated to the sentence.

<sup>4</sup> Cases in which the sentence imposed was below the applicable guideline range and for which the court cited a reason on Part V of the Statement of Reasons form, other than §5K1.1 or §5K3.1, and where the prosecution did not initiate, propose, or stipulate to the sentence.

<sup>5</sup> Cases in which the sentence imposed was above the applicable guideline range and for which the court cited a reason on Part VI of the Statement of Reasons form.

<sup>6</sup> Cases in which the sentence imposed was below the applicable guideline range and for which the court cited a reason on Part VI of the Statement of Reasons form, and where the prosecution initiated, proposed, or stipulated to the sentence.

<sup>7</sup> Cases in which the sentence imposed was below the applicable guideline range and for which the court cited a reason on Part VI of the Statement of Reasons form, or where no reason was given, and where the prosecution did not initiate, propose, or stipulate to the sentence.

SOURCE: U.S. Sentencing Commission, 2023 Datafile, USSCFY23.

**Table 9**

**SENTENCE IMPOSED RELATIVE TO THE GUIDELINE RANGE  
IN EACH CIRCUIT AND DISTRICT<sup>1</sup>  
Fiscal Year 2023**

| CIRCUIT<br>District   | TOTAL         | WITHIN<br>GUIDELINE |             | DEPARTURE  |            |              |             |              |             |              |            | VARIANCE      |             |
|-----------------------|---------------|---------------------|-------------|------------|------------|--------------|-------------|--------------|-------------|--------------|------------|---------------|-------------|
|                       |               | RANGE               |             | UPWARD     |            | \$5K1.1      |             | \$5K3.1      |             | DOWNWARD     |            |               |             |
|                       |               | N                   | %           | N          | %          | N            | %           | N            | %           | N            | %          | N             | %           |
| <b>TOTAL</b>          | <b>63,812</b> | <b>27,087</b>       | <b>42.4</b> | <b>314</b> | <b>0.5</b> | <b>6,499</b> | <b>10.2</b> | <b>6,363</b> | <b>10.0</b> | <b>2,421</b> | <b>3.8</b> | <b>21,128</b> | <b>33.1</b> |
| <b>D.C. CIRCUIT</b>   | <b>503</b>    | <b>231</b>          | <b>45.9</b> | <b>12</b>  | <b>2.4</b> | <b>37</b>    | <b>7.4</b>  | <b>0</b>     | <b>0.0</b>  | <b>21</b>    | <b>4.2</b> | <b>202</b>    | <b>40.2</b> |
| District of Columbia  | 503           | 231                 | 45.9        | 12         | 2.4        | 37           | 7.4         | 0            | 0.0         | 21           | 4.2        | 202           | 40.2        |
| <b>FIRST CIRCUIT</b>  | <b>1,947</b>  | <b>712</b>          | <b>36.6</b> | <b>6</b>   | <b>0.3</b> | <b>178</b>   | <b>9.1</b>  | <b>1</b>     | <b>0.1</b>  | <b>126</b>   | <b>6.5</b> | <b>924</b>    | <b>47.5</b> |
| Maine                 | 116           | 28                  | 24.1        | 1          | 0.9        | 24           | 20.7        | 0            | 0.0         | 2            | 1.7        | 61            | 52.6        |
| Massachusetts         | 477           | 93                  | 19.5        | 1          | 0.2        | 62           | 13.0        | 1            | 0.2         | 43           | 9.0        | 277           | 58.1        |
| New Hampshire         | 158           | 33                  | 20.9        | 0          | 0.0        | 20           | 12.7        | 0            | 0.0         | 8            | 5.1        | 97            | 61.4        |
| Puerto Rico           | 1,090         | 541                 | 49.6        | 4          | 0.4        | 67           | 6.1         | 0            | 0.0         | 69           | 6.3        | 409           | 37.5        |
| Rhode Island          | 106           | 17                  | 16.0        | 0          | 0.0        | 5            | 4.7         | 0            | 0.0         | 4            | 3.8        | 80            | 75.5        |
| <b>SECOND CIRCUIT</b> | <b>3,204</b>  | <b>882</b>          | <b>27.5</b> | <b>10</b>  | <b>0.3</b> | <b>521</b>   | <b>16.3</b> | <b>5</b>     | <b>0.2</b>  | <b>102</b>   | <b>3.2</b> | <b>1,684</b>  | <b>52.6</b> |
| Connecticut           | 355           | 78                  | 22.0        | 1          | 0.3        | 64           | 18.0        | 0            | 0.0         | 41           | 11.5       | 171           | 48.2        |
| New York              |               |                     |             |            |            |              |             |              |             |              |            |               |             |
| Eastern               | 709           | 159                 | 22.4        | 1          | 0.1        | 138          | 19.5        | 2            | 0.3         | 36           | 5.1        | 373           | 52.6        |
| Northern              | 453           | 238                 | 52.5        | 3          | 0.7        | 87           | 19.2        | 2            | 0.4         | 11           | 2.4        | 112           | 24.7        |
| Southern              | 1,142         | 224                 | 19.6        | 1          | 0.1        | 124          | 10.9        | 1            | 0.1         | 11           | 1.0        | 781           | 68.4        |
| Western               | 410           | 153                 | 37.3        | 3          | 0.7        | 82           | 20.0        | 0            | 0.0         | 1            | 0.2        | 171           | 41.7        |
| Vermont               | 135           | 30                  | 22.2        | 1          | 0.7        | 26           | 19.3        | 0            | 0.0         | 2            | 1.5        | 76            | 56.3        |
| <b>THIRD CIRCUIT</b>  | <b>2,358</b>  | <b>862</b>          | <b>36.6</b> | <b>9</b>   | <b>0.4</b> | <b>432</b>   | <b>18.3</b> | <b>8</b>     | <b>0.3</b>  | <b>51</b>    | <b>2.2</b> | <b>996</b>    | <b>42.2</b> |
| Delaware              | 104           | 48                  | 46.2        | 1          | 1.0        | 11           | 10.6        | 6            | 5.8         | 6            | 5.8        | 32            | 30.8        |
| New Jersey            | 722           | 237                 | 32.8        | 1          | 0.1        | 133          | 18.4        | 0            | 0.0         | 9            | 1.2        | 342           | 47.4        |
| Pennsylvania          |               |                     |             |            |            |              |             |              |             |              |            |               |             |
| Eastern               | 526           | 145                 | 27.6        | 0          | 0.0        | 149          | 28.3        | 0            | 0.0         | 8            | 1.5        | 224           | 42.6        |
| Middle                | 409           | 176                 | 43.0        | 4          | 1.0        | 71           | 17.4        | 2            | 0.5         | 13           | 3.2        | 143           | 35.0        |
| Western               | 530           | 206                 | 38.9        | 2          | 0.4        | 60           | 11.3        | 0            | 0.0         | 13           | 2.5        | 249           | 47.0        |
| Virgin Islands        | 67            | 50                  | 74.6        | 1          | 1.5        | 8            | 11.9        | 0            | 0.0         | 2            | 3.0        | 6             | 9.0         |
| <b>FOURTH CIRCUIT</b> | <b>4,263</b>  | <b>1,789</b>        | <b>42.0</b> | <b>30</b>  | <b>0.7</b> | <b>718</b>   | <b>16.8</b> | <b>4</b>     | <b>0.1</b>  | <b>91</b>    | <b>2.1</b> | <b>1,631</b>  | <b>38.3</b> |
| Maryland              | 484           | 120                 | 24.8        | 4          | 0.8        | 99           | 20.5        | 2            | 0.4         | 26           | 5.4        | 233           | 48.1        |
| North Carolina        |               |                     |             |            |            |              |             |              |             |              |            |               |             |
| Eastern               | 825           | 434                 | 52.6        | 10         | 1.2        | 240          | 29.1        | 0            | 0.0         | 5            | 0.6        | 136           | 16.5        |
| Middle                | 326           | 137                 | 42.0        | 4          | 1.2        | 17           | 5.2         | 0            | 0.0         | 5            | 1.5        | 163           | 50.0        |
| Western               | 362           | 166                 | 45.9        | 1          | 0.3        | 61           | 16.9        | 0            | 0.0         | 3            | 0.8        | 131           | 36.2        |
| South Carolina        | 644           | 190                 | 29.5        | 0          | 0.0        | 173          | 26.9        | 0            | 0.0         | 12           | 1.9        | 269           | 41.8        |
| Virginia              |               |                     |             |            |            |              |             |              |             |              |            |               |             |
| Eastern               | 877           | 430                 | 49.0        | 7          | 0.8        | 33           | 3.8         | 2            | 0.2         | 38           | 4.3        | 367           | 41.8        |
| Western               | 209           | 65                  | 31.1        | 3          | 1.4        | 49           | 23.4        | 0            | 0.0         | 0            | 0.0        | 92            | 44.0        |
| West Virginia         |               |                     |             |            |            |              |             |              |             |              |            |               |             |
| Northern              | 310           | 150                 | 48.4        | 1          | 0.3        | 28           | 9.0         | 0            | 0.0         | 1            | 0.3        | 130           | 41.9        |
| Southern              | 226           | 97                  | 42.9        | 0          | 0.0        | 18           | 8.0         | 0            | 0.0         | 1            | 0.4        | 110           | 48.7        |

| CIRCUIT                | TOTAL         | WITHIN<br>GUIDELINE |             | DEPARTURE |            |              |             |            |            |            |            | VARIANCE     |             |
|------------------------|---------------|---------------------|-------------|-----------|------------|--------------|-------------|------------|------------|------------|------------|--------------|-------------|
|                        |               | RANGE               |             | UPWARD    |            | \$5K1.1      |             | \$5K3.1    |            | DOWNWARD   |            |              |             |
|                        |               | N                   | %           | N         | %          | N            | %           | N          | %          | N          | %          | N            | %           |
| <b>FIFTH CIRCUIT</b>   | <b>17,480</b> | <b>11,170</b>       | <b>63.9</b> | <b>68</b> | <b>0.4</b> | <b>1,079</b> | <b>6.2</b>  | <b>917</b> | <b>5.2</b> | <b>588</b> | <b>3.4</b> | <b>3,658</b> | <b>20.9</b> |
| Louisiana              |               |                     |             |           |            |              |             |            |            |            |            |              |             |
| Eastern                | 331           | 168                 | 50.8        | 9         | 2.7        | 66           | 19.9        | 0          | 0.0        | 5          | 1.5        | 83           | 25.1        |
| Middle                 | 96            | 49                  | 51.0        | 0         | 0.0        | 18           | 18.8        | 0          | 0.0        | 1          | 1.0        | 28           | 29.2        |
| Western                | 324           | 224                 | 69.1        | 2         | 0.6        | 24           | 7.4         | 0          | 0.0        | 3          | 0.9        | 71           | 21.9        |
| Mississippi            |               |                     |             |           |            |              |             |            |            |            |            |              |             |
| Northern               | 157           | 61                  | 38.9        | 2         | 1.3        | 35           | 22.3        | 0          | 0.0        | 0          | 0.0        | 59           | 37.6        |
| Southern               | 372           | 232                 | 62.4        | 2         | 0.5        | 48           | 12.9        | 0          | 0.0        | 3          | 0.8        | 87           | 23.4        |
| Texas                  |               |                     |             |           |            |              |             |            |            |            |            |              |             |
| Eastern                | 714           | 421                 | 59.0        | 9         | 1.3        | 33           | 4.6         | 0          | 0.0        | 10         | 1.4        | 241          | 33.8        |
| Northern               | 1,557         | 931                 | 59.8        | 10        | 0.6        | 148          | 9.5         | 0          | 0.0        | 13         | 0.8        | 455          | 29.2        |
| Southern               | 6,422         | 3,417               | 53.2        | 31        | 0.5        | 408          | 6.4         | 886        | 13.8       | 449        | 7.0        | 1,231        | 19.2        |
| Western                | 7,507         | 5,667               | 75.5        | 3         | 0.0        | 299          | 4.0         | 31         | 0.4        | 104        | 1.4        | 1,403        | 18.7        |
| <b>SIXTH CIRCUIT</b>   | <b>4,586</b>  | <b>1,684</b>        | <b>36.7</b> | <b>19</b> | <b>0.4</b> | <b>822</b>   | <b>17.9</b> | <b>10</b>  | <b>0.2</b> | <b>179</b> | <b>3.9</b> | <b>1,872</b> | <b>40.8</b> |
| Kentucky               |               |                     |             |           |            |              |             |            |            |            |            |              |             |
| Eastern                | 444           | 220                 | 49.5        | 3         | 0.7        | 90           | 20.3        | 0          | 0.0        | 6          | 1.4        | 125          | 28.2        |
| Western                | 337           | 96                  | 28.5        | 1         | 0.3        | 90           | 26.7        | 7          | 2.1        | 24         | 7.1        | 119          | 35.3        |
| Michigan               |               |                     |             |           |            |              |             |            |            |            |            |              |             |
| Eastern                | 694           | 225                 | 32.4        | 1         | 0.1        | 65           | 9.4         | 0          | 0.0        | 14         | 2.0        | 389          | 56.1        |
| Western                | 239           | 119                 | 49.8        | 3         | 1.3        | 40           | 16.7        | 0          | 0.0        | 6          | 2.5        | 71           | 29.7        |
| Ohio                   |               |                     |             |           |            |              |             |            |            |            |            |              |             |
| Northern               | 880           | 345                 | 39.2        | 2         | 0.2        | 171          | 19.4        | 1          | 0.1        | 21         | 2.4        | 340          | 38.6        |
| Southern               | 621           | 141                 | 22.7        | 3         | 0.5        | 132          | 21.3        | 1          | 0.2        | 90         | 14.5       | 254          | 40.9        |
| Tennessee              |               |                     |             |           |            |              |             |            |            |            |            |              |             |
| Eastern                | 640           | 293                 | 45.8        | 5         | 0.8        | 138          | 21.6        | 0          | 0.0        | 9          | 1.4        | 195          | 30.5        |
| Middle                 | 276           | 70                  | 25.4        | 1         | 0.4        | 29           | 10.5        | 1          | 0.4        | 4          | 1.4        | 171          | 62.0        |
| Western                | 455           | 175                 | 38.5        | 0         | 0.0        | 67           | 14.7        | 0          | 0.0        | 5          | 1.1        | 208          | 45.7        |
| <b>SEVENTH CIRCUIT</b> | <b>2,267</b>  | <b>755</b>          | <b>33.3</b> | <b>14</b> | <b>0.6</b> | <b>231</b>   | <b>10.2</b> | <b>1</b>   | <b>0.0</b> | <b>80</b>  | <b>3.5</b> | <b>1,186</b> | <b>52.3</b> |
| Illinois               |               |                     |             |           |            |              |             |            |            |            |            |              |             |
| Central                | 260           | 77                  | 29.6        | 0         | 0.0        | 32           | 12.3        | 0          | 0.0        | 3          | 1.2        | 148          | 56.9        |
| Northern               | 617           | 182                 | 29.5        | 2         | 0.3        | 53           | 8.6         | 1          | 0.2        | 19         | 3.1        | 360          | 58.3        |
| Southern               | 261           | 132                 | 50.6        | 9         | 3.4        | 35           | 13.4        | 0          | 0.0        | 14         | 5.4        | 71           | 27.2        |
| Indiana                |               |                     |             |           |            |              |             |            |            |            |            |              |             |
| Northern               | 262           | 126                 | 48.1        | 0         | 0.0        | 33           | 12.6        | 0          | 0.0        | 1          | 0.4        | 102          | 38.9        |
| Southern               | 393           | 153                 | 38.9        | 0         | 0.0        | 49           | 12.5        | 0          | 0.0        | 2          | 0.5        | 189          | 48.1        |
| Wisconsin              |               |                     |             |           |            |              |             |            |            |            |            |              |             |
| Eastern                | 328           | 50                  | 15.2        | 2         | 0.6        | 23           | 7.0         | 0          | 0.0        | 4          | 1.2        | 249          | 75.9        |
| Western                | 146           | 35                  | 24.0        | 1         | 0.7        | 6            | 4.1         | 0          | 0.0        | 37         | 25.3       | 67           | 45.9        |
| <b>EIGHTH CIRCUIT</b>  | <b>5,141</b>  | <b>2,070</b>        | <b>40.3</b> | <b>32</b> | <b>0.6</b> | <b>696</b>   | <b>13.5</b> | <b>23</b>  | <b>0.4</b> | <b>114</b> | <b>2.2</b> | <b>2,206</b> | <b>42.9</b> |
| Arkansas               |               |                     |             |           |            |              |             |            |            |            |            |              |             |
| Eastern                | 548           | 251                 | 45.8        | 1         | 0.2        | 65           | 11.9        | 0          | 0.0        | 3          | 0.5        | 228          | 41.6        |
| Western                | 177           | 82                  | 46.3        | 0         | 0.0        | 20           | 11.3        | 0          | 0.0        | 1          | 0.6        | 74           | 41.8        |
| Iowa                   |               |                     |             |           |            |              |             |            |            |            |            |              |             |
| Northern               | 338           | 169                 | 50.0        | 11        | 3.3        | 63           | 18.6        | 0          | 0.0        | 5          | 1.5        | 90           | 26.6        |
| Southern               | 440           | 146                 | 33.2        | 2         | 0.5        | 66           | 15.0        | 0          | 0.0        | 4          | 0.9        | 222          | 50.5        |
| Minnesota              | 353           | 96                  | 27.2        | 1         | 0.3        | 47           | 13.3        | 2          | 0.6        | 25         | 7.1        | 182          | 51.6        |
| Missouri               |               |                     |             |           |            |              |             |            |            |            |            |              |             |
| Eastern                | 953           | 389                 | 40.8        | 2         | 0.2        | 95           | 10.0        | 0          | 0.0        | 24         | 2.5        | 443          | 46.5        |
| Western                | 840           | 280                 | 33.3        | 1         | 0.1        | 154          | 18.3        | 0          | 0.0        | 13         | 1.5        | 392          | 46.7        |
| Nebraska               | 567           | 252                 | 44.4        | 0         | 0.0        | 20           | 3.5         | 17         | 3.0        | 4          | 0.7        | 274          | 48.3        |
| North Dakota           | 413           | 139                 | 33.7        | 6         | 1.5        | 160          | 38.7        | 3          | 0.7        | 3          | 0.7        | 102          | 24.7        |
| South Dakota           | 512           | 266                 | 52.0        | 8         | 1.6        | 6            | 1.2         | 1          | 0.2        | 32         | 6.3        | 199          | 38.9        |



| CIRCUIT<br>District      | TOTAL         | WITHIN<br>GUIDELINE |             |           |            | DEPARTURE  |             |              |             |            |            | VARIANCE     |             |
|--------------------------|---------------|---------------------|-------------|-----------|------------|------------|-------------|--------------|-------------|------------|------------|--------------|-------------|
|                          |               | RANGE               |             | UPWARD    |            | \$5K1.1    |             | \$5K3.1      |             | DOWNWARD   |            |              |             |
|                          |               | N                   | %           | N         | %          | N          | %           | N            | %           | N          | %          | N            | %           |
| <b>NINTH CIRCUIT</b>     | <b>12,091</b> | <b>2,723</b>        | <b>22.5</b> | <b>48</b> | <b>0.4</b> | <b>895</b> | <b>7.4</b>  | <b>4,728</b> | <b>39.1</b> | <b>640</b> | <b>5.3</b> | <b>3,057</b> | <b>25.3</b> |
| Alaska                   | 177           | 55                  | 31.1        | 0         | 0.0        | 31         | 17.5        | 0            | 0.0         | 7          | 4.0        | 84           | 47.5        |
| Arizona                  | 4,776         | 1,253               | 26.2        | 16        | 0.3        | 104        | 2.2         | 2,748        | 57.5        | 65         | 1.4        | 590          | 12.4        |
| California               |               |                     |             |           |            |            |             |              |             |            |            |              |             |
| Central                  | 941           | 247                 | 26.2        | 8         | 0.9        | 123        | 13.1        | 12           | 1.3         | 68         | 7.2        | 483          | 51.3        |
| Eastern                  | 383           | 158                 | 41.3        | 0         | 0.0        | 76         | 19.8        | 3            | 0.8         | 7          | 1.8        | 139          | 36.3        |
| Northern                 | 384           | 45                  | 11.7        | 3         | 0.8        | 48         | 12.5        | 2            | 0.5         | 31         | 8.1        | 255          | 66.4        |
| Southern                 | 3,184         | 339                 | 10.6        | 13        | 0.4        | 172        | 5.4         | 1,906        | 59.9        | 428        | 13.4       | 326          | 10.2        |
| Guam                     | 26            | 10                  | 38.5        | 0         | 0.0        | 8          | 30.8        | 0            | 0.0         | 0          | 0.0        | 8            | 30.8        |
| Hawaii                   | 119           | 32                  | 26.9        | 0         | 0.0        | 37         | 31.1        | 0            | 0.0         | 1          | 0.8        | 49           | 41.2        |
| Idaho                    | 291           | 98                  | 33.7        | 0         | 0.0        | 62         | 21.3        | 12           | 4.1         | 9          | 3.1        | 110          | 37.8        |
| Montana                  | 368           | 113                 | 30.7        | 1         | 0.3        | 79         | 21.5        | 0            | 0.0         | 8          | 2.2        | 167          | 45.4        |
| Nevada                   | 360           | 63                  | 17.5        | 1         | 0.3        | 16         | 4.4         | 41           | 11.4        | 9          | 2.5        | 230          | 63.9        |
| Northern Mariana Islands | 25            | 19                  | 76.0        | 0         | 0.0        | 3          | 12.0        | 0            | 0.0         | 0          | 0.0        | 3            | 12.0        |
| Oregon                   | 409           | 66                  | 16.1        | 2         | 0.5        | 78         | 19.1        | 0            | 0.0         | 2          | 0.5        | 261          | 63.8        |
| Washington               |               |                     |             |           |            |            |             |              |             |            |            |              |             |
| Eastern                  | 289           | 103                 | 35.6        | 4         | 1.4        | 46         | 15.9        | 4            | 1.4         | 3          | 1.0        | 129          | 44.6        |
| Western                  | 359           | 122                 | 34.0        | 0         | 0.0        | 12         | 3.3         | 0            | 0.0         | 2          | 0.6        | 223          | 62.1        |
| <b>TENTH CIRCUIT</b>     | <b>4,835</b>  | <b>1,811</b>        | <b>37.5</b> | <b>42</b> | <b>0.9</b> | <b>272</b> | <b>5.6</b>  | <b>664</b>   | <b>13.7</b> | <b>356</b> | <b>7.4</b> | <b>1,690</b> | <b>35.0</b> |
| Colorado                 | 328           | 97                  | 29.6        | 2         | 0.6        | 66         | 20.1        | 20           | 6.1         | 4          | 1.2        | 139          | 42.4        |
| Kansas                   | 330           | 149                 | 45.2        | 2         | 0.6        | 45         | 13.6        | 2            | 0.6         | 6          | 1.8        | 126          | 38.2        |
| New Mexico               | 2,003         | 701                 | 35.0        | 21        | 1.0        | 50         | 2.5         | 535          | 26.7        | 208        | 10.4       | 488          | 24.4        |
| Oklahoma                 |               |                     |             |           |            |            |             |              |             |            |            |              |             |
| Eastern                  | 213           | 136                 | 63.8        | 3         | 1.4        | 8          | 3.8         | 0            | 0.0         | 5          | 2.3        | 61           | 28.6        |
| Northern                 | 398           | 207                 | 52.0        | 10        | 2.5        | 31         | 7.8         | 0            | 0.0         | 100        | 25.1       | 50           | 12.6        |
| Western                  | 669           | 355                 | 53.1        | 2         | 0.3        | 21         | 3.1         | 1            | 0.1         | 6          | 0.9        | 284          | 42.5        |
| Utah                     | 757           | 135                 | 17.8        | 0         | 0.0        | 40         | 5.3         | 102          | 13.5        | 22         | 2.9        | 458          | 60.5        |
| Wyoming                  | 137           | 31                  | 22.6        | 2         | 1.5        | 11         | 8.0         | 4            | 2.9         | 5          | 3.6        | 84           | 61.3        |
| <b>ELEVENTH CIRCUIT</b>  | <b>5,137</b>  | <b>2,398</b>        | <b>46.7</b> | <b>24</b> | <b>0.5</b> | <b>618</b> | <b>12.0</b> | <b>2</b>     | <b>0.0</b>  | <b>73</b>  | <b>1.4</b> | <b>2,022</b> | <b>39.4</b> |
| Alabama                  |               |                     |             |           |            |            |             |              |             |            |            |              |             |
| Middle                   | 218           | 79                  | 36.2        | 0         | 0.0        | 29         | 13.3        | 0            | 0.0         | 5          | 2.3        | 105          | 48.2        |
| Northern                 | 405           | 228                 | 56.3        | 1         | 0.2        | 54         | 13.3        | 0            | 0.0         | 6          | 1.5        | 116          | 28.6        |
| Southern                 | 308           | 154                 | 50.0        | 6         | 1.9        | 36         | 11.7        | 1            | 0.3         | 8          | 2.6        | 103          | 33.4        |
| Florida                  |               |                     |             |           |            |            |             |              |             |            |            |              |             |
| Middle                   | 1,102         | 448                 | 40.7        | 3         | 0.3        | 162        | 14.7        | 0            | 0.0         | 9          | 0.8        | 480          | 43.6        |
| Northern                 | 254           | 100                 | 39.4        | 1         | 0.4        | 61         | 24.0        | 1            | 0.4         | 5          | 2.0        | 86           | 33.9        |
| Southern                 | 1,514         | 745                 | 49.2        | 4         | 0.3        | 108        | 7.1         | 0            | 0.0         | 16         | 1.1        | 641          | 42.3        |
| Georgia                  |               |                     |             |           |            |            |             |              |             |            |            |              |             |
| Middle                   | 380           | 248                 | 65.3        | 2         | 0.5        | 38         | 10.0        | 0            | 0.0         | 3          | 0.8        | 89           | 23.4        |
| Northern                 | 585           | 165                 | 28.2        | 3         | 0.5        | 62         | 10.6        | 0            | 0.0         | 19         | 3.2        | 336          | 57.4        |
| Southern                 | 371           | 231                 | 62.3        | 4         | 1.1        | 68         | 18.3        | 0            | 0.0         | 2          | 0.5        | 66           | 17.8        |

Of the 64,124 National cases, 312 were excluded because information was missing from the submitted documents that prevented the comparison of the sentence and the guideline range.

SOURCE: U.S. Sentencing Commission, 2023 Datafile, USSCFY23.

**Table 10**  
**SENTENCE IMPOSED RELATIVE TO THE GUIDELINE RANGE**  
**BY TYPE OF CRIME**  
**Fiscal Year 2023**

**National**

| TYPE OF CRIME                | TOTAL         | WITHIN GUIDELINE RANGE |             | DEPARTURE  |            |              |             |              |             |              |            | VARIANCE      |             |
|------------------------------|---------------|------------------------|-------------|------------|------------|--------------|-------------|--------------|-------------|--------------|------------|---------------|-------------|
|                              |               | RANGE                  |             | UPWARD     |            | §5K1.1       |             | §5K3.1       |             | DOWNWARD     |            |               |             |
|                              |               | N                      | %           | N          | %          | N            | %           | N            | %           | N            | %          | N             | %           |
| <b>Total</b>                 | <b>63,812</b> | <b>27,087</b>          | <b>42.4</b> | <b>314</b> | <b>0.5</b> | <b>6,499</b> | <b>10.2</b> | <b>6,363</b> | <b>10.0</b> | <b>2,421</b> | <b>3.8</b> | <b>21,128</b> | <b>33.1</b> |
| Child Pornography            | 1,408         | 484                    | 34.4        | 4          | 0.3        | 32           | 2.3         | 2            | 0.1         | 47           | 3.3        | 839           | 59.6        |
| Drug Trafficking             | 18,999        | 5,060                  | 26.6        | 59         | 0.3        | 3,947        | 20.8        | 1,238        | 6.5         | 883          | 4.6        | 7,812         | 41.1        |
| Firearms                     | 8,820         | 4,438                  | 50.3        | 76         | 0.9        | 457          | 5.2         | 13           | 0.1         | 290          | 3.3        | 3,546         | 40.2        |
| Fraud/Theft/Embezzlement     | 5,173         | 2,033                  | 39.3        | 22         | 0.4        | 760          | 14.7        | 3            | 0.1         | 147          | 2.8        | 2,208         | 42.7        |
| Immigration                  | 19,140        | 10,769                 | 56.3        | 39         | 0.2        | 192          | 1.0         | 5,076        | 26.5        | 572          | 3.0        | 2,492         | 13.0        |
| Money Laundering             | 1,311         | 320                    | 24.4        | 3          | 0.2        | 342          | 26.1        | 19           | 1.4         | 80           | 6.1        | 547           | 41.7        |
| Robbery                      | 1,501         | 597                    | 39.8        | 14         | 0.9        | 174          | 11.6        | 3            | 0.2         | 51           | 3.4        | 662           | 44.1        |
| Sex Abuse                    | 1,393         | 538                    | 38.6        | 17         | 1.2        | 72           | 5.2         | 0            | 0.0         | 74           | 5.3        | 692           | 49.7        |
| Other Miscellaneous Offenses | 6,067         | 2,848                  | 46.9        | 80         | 1.3        | 523          | 8.6         | 9            | 0.1         | 277          | 4.6        | 2,330         | 38.4        |

**Western Washington**

| TYPE OF CRIME                | TOTAL      | WITHIN GUIDELINE RANGE |             | DEPARTURE |            |           |            |          |            |          |            | VARIANCE   |             |
|------------------------------|------------|------------------------|-------------|-----------|------------|-----------|------------|----------|------------|----------|------------|------------|-------------|
|                              |            | RANGE                  |             | UPWARD    |            | §5K1.1    |            | §5K3.1   |            | DOWNWARD |            |            |             |
|                              |            | N                      | %           | N         | %          | N         | %          | N        | %          | N        | %          | N          | %           |
| <b>Total</b>                 | <b>359</b> | <b>122</b>             | <b>34.0</b> | <b>0</b>  | <b>0.0</b> | <b>12</b> | <b>3.3</b> | <b>0</b> | <b>0.0</b> | <b>2</b> | <b>0.6</b> | <b>223</b> | <b>62.1</b> |
| Child Pornography            | 8          | 1                      | 12.5        | 0         | 0.0        | 0         | 0.0        | 0        | 0.0        | 0        | 0.0        | 7          | 87.5        |
| Drug Trafficking             | 124        | 5                      | 4.0         | 0         | 0.0        | 10        | 8.1        | 0        | 0.0        | 1        | 0.8        | 108        | 87.1        |
| Firearms                     | 26         | 7                      | 26.9        | 0         | 0.0        | 0         | 0.0        | 0        | 0.0        | 1        | 3.8        | 18         | 69.2        |
| Fraud/Theft/Embezzlement     | 48         | 16                     | 33.3        | 0         | 0.0        | 0         | 0.0        | 0        | 0.0        | 0        | 0.0        | 32         | 66.7        |
| Immigration                  | 0          | 0                      | --          | 0         | --         | 0         | --         | 0        | --         | 0        | --         | 0          | --          |
| Money Laundering             | 17         | 2                      | 11.8        | 0         | 0.0        | 0         | 0.0        | 0        | 0.0        | 0        | 0.0        | 15         | 88.2        |
| Robbery                      | 1          | 1                      | 100.0       | 0         | 0.0        | 0         | 0.0        | 0        | 0.0        | 0        | 0.0        | 0          | 0.0         |
| Sex Abuse                    | 17         | 1                      | 5.9         | 0         | 0.0        | 0         | 0.0        | 0        | 0.0        | 0        | 0.0        | 16         | 94.1        |
| Other Miscellaneous Offenses | 118        | 89                     | 75.4        | 0         | 0.0        | 2         | 1.7        | 0        | 0.0        | 0        | 0.0        | 27         | 22.9        |

Of the 64,124 National cases, 312 were excluded because information was missing from the submitted documents that prevented the comparison of the sentence and the guideline range.

Of the 359 cases from the Western District of Washington, no cases were excluded.

SOURCE: U.S. Sentencing Commission, 2023 Datafile, USSCFY23.