

# United States Sentencing Commission



## *Statistical Information Packet*

*Fiscal Year 2022*

*State of Iowa*

## TABLE OF CONTENTS

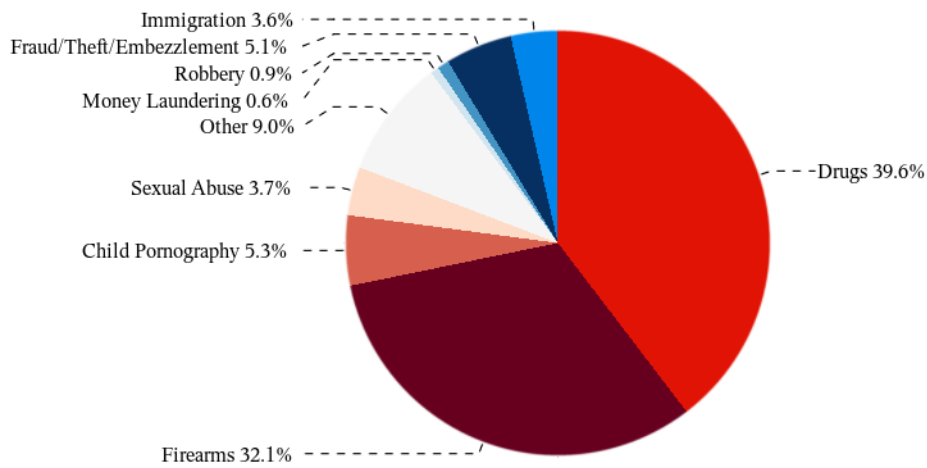
|                 |  |    |
|-----------------|--|----|
| <b>Figure A</b> | Federal Offenders by Type of Crime   | 1  |
| <b>Figure B</b> | Distribution of Primary Drug Type in Federal Drug Cases  | 2  |
| <b>Table 1</b>  | Distribution of Federal Offenders by Type of Crime   | 3  |
| <b>Table 2</b>  | Guilty Pleas and Trials in Each Circuit and District   | 4  |
| <b>Table 3</b>  | Guilty Pleas and Trials by Type of Crime   | 7  |
| <b>Table 4</b>  | Sentence Type by Type of Crime<br>(National)   | 8  |
| <b>Table 5</b>  | Sentence Type by Type of Crime<br>(State)  | 9  |
| <b>Table 6</b>  | Incarceration Rate of U.S. Citizen Offenders Eligible for Non-Prison<br>Sentences by Type of Crime | 10 |
| <b>Table 7</b>  | Sentence Length by Type of Crime   | 11 |
| <b>Table 8</b>  | Sentence Imposed Relative to the Guideline Range   | 12 |
| <b>Table 9</b>  | Sentence Imposed Relative to the Guideline Range<br>in Each Circuit and District                   | 13 |
| <b>Table 10</b> | Sentence Imposed Relative to the Guideline Range<br>by Type of Crime                               | 16 |

**Figure A**  
**FEDERAL OFFENDERS BY TYPE OF CRIME**  
**Fiscal Year 2022**

**National**



**Iowa**

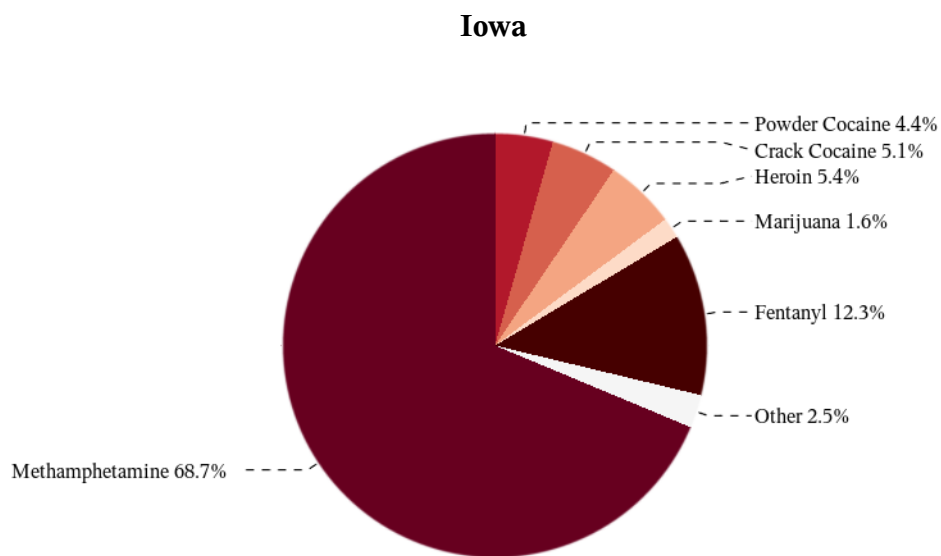
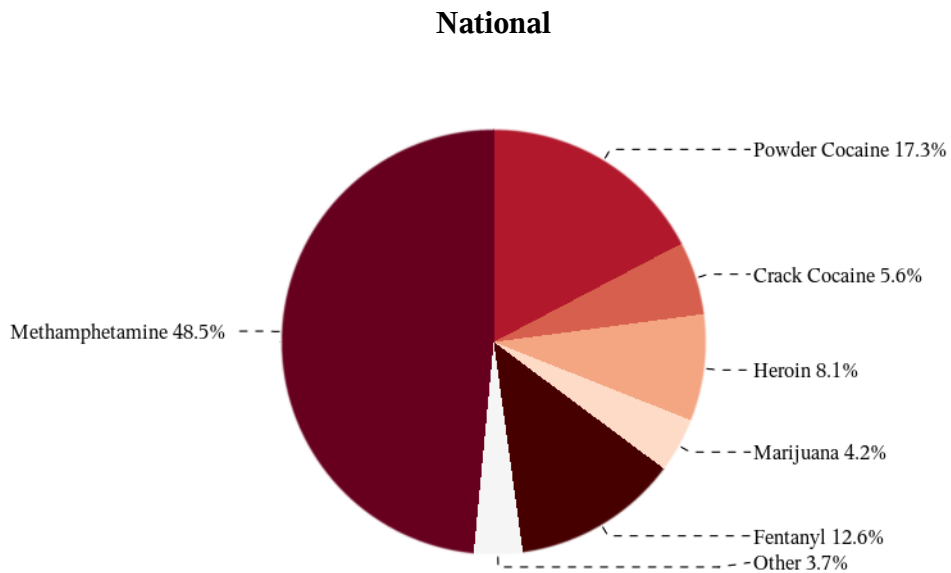


The National figure includes the 64,142 cases reported to the Commission. The Drugs category includes trafficking and simple possession.

The State of Iowa figure includes the 787 cases reported to the Commission.

SOURCE: U.S. Sentencing Commission, 2022 Datafile, USSCFY22.

**Figure B**  
**DISTRIBUTION OF PRIMARY DRUG TYPE IN FEDERAL DRUG CASES**  
**Fiscal Year 2022**



Of the 64,142 National cases, in 20,037 the offender was sentenced under USSG Chapter Two, Part D (Drugs).

Of the 787 cases from the State of Iowa, in 316 the offender was sentenced under USSG Chapter Two, Part D (Drugs).

SOURCE: U.S. Sentencing Commission, 2022 Datafile, USSCFY22.

**Table 1**

**DISTRIBUTION OF FEDERAL OFFENDERS  
BY TYPE OF CRIME  
Fiscal Year 2022**

| TYPE OF CRIME                | National      |              | Iowa       |              |
|------------------------------|---------------|--------------|------------|--------------|
|                              | N             | %            | N          | %            |
| <b>TOTAL</b>                 | <b>64,142</b> | <b>100.0</b> | <b>787</b> | <b>100.0</b> |
| Administration of Justice    | 652           | 1.0          | 4          | 0.5          |
| Antitrust                    | 8             | 0.0          | 0          | 0.0          |
| Arson                        | 106           | 0.2          | 1          | 0.1          |
| Assault                      | 850           | 1.3          | 24         | 3.0          |
| Bribery/Corruption           | 360           | 0.6          | 0          | 0.0          |
| Burglary/Trespass            | 112           | 0.2          | 0          | 0.0          |
| Child Pornography            | 1,435         | 2.2          | 42         | 5.3          |
| Commercialized Vice          | 73            | 0.1          | 1          | 0.1          |
| Drug Possession              | 296           | 0.5          | 3          | 0.4          |
| Drug Trafficking             | 19,938        | 31.1         | 309        | 39.3         |
| Environmental                | 153           | 0.2          | 1          | 0.1          |
| Extortion/Racketeering       | 121           | 0.2          | 2          | 0.3          |
| Firearms                     | 9,318         | 14.5         | 253        | 32.1         |
| Food and Drug                | 40            | 0.1          | 0          | 0.0          |
| Forgery/Counter/Copyright    | 111           | 0.2          | 1          | 0.1          |
| Fraud/Theft/Embezzlement     | 5,520         | 8.6          | 40         | 5.1          |
| Immigration                  | 17,652        | 27.5         | 28         | 3.6          |
| Individual Rights            | 92            | 0.1          | 2          | 0.3          |
| Kidnapping                   | 128           | 0.2          | 3          | 0.4          |
| Manslaughter                 | 80            | 0.1          | 1          | 0.1          |
| Money Laundering             | 1,192         | 1.9          | 5          | 0.6          |
| Murder                       | 410           | 0.6          | 1          | 0.1          |
| National Defense             | 180           | 0.3          | 0          | 0.0          |
| Obscenity/Other Sex Offenses | 344           | 0.5          | 4          | 0.5          |
| Prison Offenses              | 499           | 0.8          | 17         | 2.2          |
| Robbery                      | 1,444         | 2.3          | 7          | 0.9          |
| Sexual Abuse                 | 1,499         | 2.3          | 29         | 3.7          |
| Stalking/Harassing           | 266           | 0.4          | 0          | 0.0          |
| Tax                          | 496           | 0.8          | 4          | 0.5          |
| Other                        | 767           | 1.2          | 5          | 0.6          |

SOURCE: U.S. Sentencing Commission, 2022 Datafile, USSCFY22.

Table 2

GUILTY PLEAS AND TRIALS IN EACH CIRCUIT AND DISTRICT  
Fiscal Year 2022

| CIRCUIT<br>District   | TOTAL         | PLEA          |             | TRIAL        |            |
|-----------------------|---------------|---------------|-------------|--------------|------------|
|                       |               | N             | %           | N            | %          |
| <b>TOTAL</b>          | <b>64,142</b> | <b>62,527</b> | <b>97.5</b> | <b>1,615</b> | <b>2.5</b> |
| <b>D.C. CIRCUIT</b>   | <b>312</b>    | <b>291</b>    | <b>93.3</b> | <b>21</b>    | <b>6.7</b> |
| District of Columbia  | 312           | 291           | 93.3        | 21           | 6.7        |
| <b>FIRST CIRCUIT</b>  | <b>1,750</b>  | <b>1,712</b>  | <b>97.8</b> | <b>38</b>    | <b>2.2</b> |
| Maine                 | 180           | 178           | 98.9        | 2            | 1.1        |
| Massachusetts         | 466           | 445           | 95.5        | 21           | 4.5        |
| New Hampshire         | 180           | 176           | 97.8        | 4            | 2.2        |
| Puerto Rico           | 815           | 807           | 99.0        | 8            | 1.0        |
| Rhode Island          | 109           | 106           | 97.2        | 3            | 2.8        |
| <b>SECOND CIRCUIT</b> | <b>3,271</b>  | <b>3,159</b>  | <b>96.6</b> | <b>112</b>   | <b>3.4</b> |
| Connecticut           | 335           | 325           | 97.0        | 10           | 3.0        |
| New York              |               |               |             |              |            |
| Eastern               | 693           | 664           | 95.8        | 29           | 4.2        |
| Northern              | 400           | 387           | 96.8        | 13           | 3.3        |
| Southern              | 1,297         | 1,246         | 96.1        | 51           | 3.9        |
| Western               | 411           | 403           | 98.1        | 8            | 1.9        |
| Vermont               | 135           | 134           | 99.3        | 1            | 0.7        |
| <b>THIRD CIRCUIT</b>  | <b>2,351</b>  | <b>2,254</b>  | <b>95.9</b> | <b>97</b>    | <b>4.1</b> |
| Delaware              | 81            | 78            | 96.3        | 3            | 3.7        |
| New Jersey            | 641           | 623           | 97.2        | 18           | 2.8        |
| Pennsylvania          |               |               |             |              |            |
| Eastern               | 501           | 470           | 93.8        | 31           | 6.2        |
| Middle                | 438           | 411           | 93.8        | 27           | 6.2        |
| Western               | 634           | 622           | 98.1        | 12           | 1.9        |
| Virgin Islands        | 56            | 50            | 89.3        | 6            | 10.7       |
| <b>FOURTH CIRCUIT</b> | <b>4,688</b>  | <b>4,521</b>  | <b>96.4</b> | <b>167</b>   | <b>3.6</b> |
| Maryland              | 579           | 556           | 96.0        | 23           | 4.0        |
| North Carolina        |               |               |             |              |            |
| Eastern               | 761           | 730           | 95.9        | 31           | 4.1        |
| Middle                | 403           | 397           | 98.5        | 6            | 1.5        |
| Western               | 553           | 534           | 96.6        | 19           | 3.4        |
| South Carolina        | 602           | 592           | 98.3        | 10           | 1.7        |
| Virginia              |               |               |             |              |            |
| Eastern               | 919           | 866           | 94.2        | 53           | 5.8        |
| Western               | 279           | 271           | 97.1        | 8            | 2.9        |
| West Virginia         |               |               |             |              |            |
| Northern              | 323           | 318           | 98.5        | 5            | 1.5        |
| Southern              | 269           | 257           | 95.5        | 12           | 4.5        |

| CIRCUIT<br>District    | TOTAL         | PLEA          |             | TRIAL      |            |
|------------------------|---------------|---------------|-------------|------------|------------|
|                        |               | N             | %           | N          | %          |
| <b>FIFTH CIRCUIT</b>   | <b>16,837</b> | <b>16,636</b> | <b>98.8</b> | <b>201</b> | <b>1.2</b> |
| <b>Louisiana</b>       |               |               |             |            |            |
| Eastern                | 300           | 293           | 97.7        | 7          | 2.3        |
| Middle                 | 103           | 100           | 97.1        | 3          | 2.9        |
| Western                | 318           | 304           | 95.6        | 14         | 4.4        |
| <b>Mississippi</b>     |               |               |             |            |            |
| Northern               | 133           | 130           | 97.7        | 3          | 2.3        |
| Southern               | 324           | 319           | 98.5        | 5          | 1.5        |
| <b>Texas</b>           |               |               |             |            |            |
| Eastern                | 674           | 661           | 98.1        | 13         | 1.9        |
| Northern               | 1,652         | 1,616         | 97.8        | 36         | 2.2        |
| Southern               | 7,274         | 7,216         | 99.2        | 58         | 0.8        |
| Western                | 6,059         | 5,997         | 99.0        | 62         | 1.0        |
| <b>SIXTH CIRCUIT</b>   | <b>4,943</b>  | <b>4,785</b>  | <b>96.8</b> | <b>158</b> | <b>3.2</b> |
| <b>Kentucky</b>        |               |               |             |            |            |
| Eastern                | 497           | 465           | 93.6        | 32         | 6.4        |
| Western                | 263           | 254           | 96.6        | 9          | 3.4        |
| <b>Michigan</b>        |               |               |             |            |            |
| Eastern                | 719           | 702           | 97.6        | 17         | 2.4        |
| Western                | 265           | 253           | 95.5        | 12         | 4.5        |
| <b>Ohio</b>            |               |               |             |            |            |
| Northern               | 1,141         | 1,102         | 96.6        | 39         | 3.4        |
| Southern               | 583           | 576           | 98.8        | 7          | 1.2        |
| <b>Tennessee</b>       |               |               |             |            |            |
| Eastern                | 754           | 731           | 96.9        | 23         | 3.1        |
| Middle                 | 289           | 281           | 97.2        | 8          | 2.8        |
| Western                | 432           | 421           | 97.5        | 11         | 2.5        |
| <b>SEVENTH CIRCUIT</b> | <b>2,483</b>  | <b>2,378</b>  | <b>95.8</b> | <b>105</b> | <b>4.2</b> |
| <b>Illinois</b>        |               |               |             |            |            |
| Central                | 279           | 266           | 95.3        | 13         | 4.7        |
| Northern               | 621           | 584           | 94.0        | 37         | 6.0        |
| Southern               | 261           | 249           | 95.4        | 12         | 4.6        |
| <b>Indiana</b>         |               |               |             |            |            |
| Northern               | 327           | 318           | 97.2        | 9          | 2.8        |
| Southern               | 515           | 495           | 96.1        | 20         | 3.9        |
| <b>Wisconsin</b>       |               |               |             |            |            |
| Eastern                | 337           | 325           | 96.4        | 12         | 3.6        |
| Western                | 143           | 141           | 98.6        | 2          | 1.4        |
| <b>EIGHTH CIRCUIT</b>  | <b>5,102</b>  | <b>4,921</b>  | <b>96.5</b> | <b>181</b> | <b>3.5</b> |
| <b>Arkansas</b>        |               |               |             |            |            |
| Eastern                | 555           | 540           | 97.3        | 15         | 2.7        |
| Western                | 219           | 213           | 97.3        | 6          | 2.7        |
| <b>Iowa</b>            |               |               |             |            |            |
| Northern               | 333           | 315           | 94.6        | 18         | 5.4        |
| Southern               | 454           | 428           | 94.3        | 26         | 5.7        |
| <b>Minnesota</b>       | 325           | 299           | 92.0        | 26         | 8.0        |
| <b>Missouri</b>        |               |               |             |            |            |
| Eastern                | 1,032         | 1,011         | 98.0        | 21         | 2.0        |
| Western                | 810           | 797           | 98.4        | 13         | 1.6        |
| <b>Nebraska</b>        | 471           | 454           | 96.4        | 17         | 3.6        |
| <b>North Dakota</b>    | 345           | 336           | 97.4        | 9          | 2.6        |
| <b>South Dakota</b>    | 558           | 528           | 94.6        | 30         | 5.4        |

| CIRCUIT<br>District      | TOTAL         | PLEA          |             | TRIAL      |            |
|--------------------------|---------------|---------------|-------------|------------|------------|
|                          |               | N             | %           | N          | %          |
| <b>NINTH CIRCUIT</b>     | <b>12,159</b> | <b>11,942</b> | <b>98.2</b> | <b>217</b> | <b>1.8</b> |
| Alaska                   | 140           | 126           | 90.0        | 14         | 10.0       |
| Arizona                  | 4,454         | 4,423         | 99.3        | 31         | 0.7        |
| California               |               |               |             |            |            |
| Central                  | 1,128         | 1,073         | 95.1        | 55         | 4.9        |
| Eastern                  | 366           | 357           | 97.5        | 9          | 2.5        |
| Northern                 | 377           | 361           | 95.8        | 16         | 4.2        |
| Southern                 | 3,474         | 3,439         | 99.0        | 35         | 1.0        |
| Guam                     | 26            | 24            | 92.3        | 2          | 7.7        |
| Hawaii                   | 140           | 134           | 95.7        | 6          | 4.3        |
| Idaho                    | 337           | 330           | 97.9        | 7          | 2.1        |
| Montana                  | 348           | 342           | 98.3        | 6          | 1.7        |
| Nevada                   | 387           | 375           | 96.9        | 12         | 3.1        |
| Northern Mariana Islands | 17            | 16            | 94.1        | 1          | 5.9        |
| Oregon                   | 378           | 375           | 99.2        | 3          | 0.8        |
| Washington               |               |               |             |            |            |
| Eastern                  | 213           | 208           | 97.7        | 5          | 2.3        |
| Western                  | 374           | 359           | 96.0        | 15         | 4.0        |
| <b>TENTH CIRCUIT</b>     | <b>4,767</b>  | <b>4,675</b>  | <b>98.1</b> | <b>92</b>  | <b>1.9</b> |
| Colorado                 | 389           | 378           | 97.2        | 11         | 2.8        |
| Kansas                   | 371           | 364           | 98.1        | 7          | 1.9        |
| New Mexico               | 2,075         | 2,060         | 99.3        | 15         | 0.7        |
| Oklahoma                 |               |               |             |            |            |
| Eastern                  | 179           | 166           | 92.7        | 13         | 7.3        |
| Northern                 | 439           | 416           | 94.8        | 23         | 5.2        |
| Western                  | 424           | 413           | 97.4        | 11         | 2.6        |
| Utah                     | 741           | 736           | 99.3        | 5          | 0.7        |
| Wyoming                  | 149           | 142           | 95.3        | 7          | 4.7        |
| <b>ELEVENTH CIRCUIT</b>  | <b>5,479</b>  | <b>5,253</b>  | <b>95.9</b> | <b>226</b> | <b>4.1</b> |
| Alabama                  |               |               |             |            |            |
| Middle                   | 164           | 154           | 93.9        | 10         | 6.1        |
| Northern                 | 442           | 430           | 97.3        | 12         | 2.7        |
| Southern                 | 308           | 300           | 97.4        | 8          | 2.6        |
| Florida                  |               |               |             |            |            |
| Middle                   | 1,018         | 983           | 96.6        | 35         | 3.4        |
| Northern                 | 266           | 244           | 91.7        | 22         | 8.3        |
| Southern                 | 1,719         | 1,644         | 95.6        | 75         | 4.4        |
| Georgia                  |               |               |             |            |            |
| Middle                   | 453           | 438           | 96.7        | 15         | 3.3        |
| Northern                 | 609           | 577           | 94.7        | 32         | 5.3        |
| Southern                 | 500           | 483           | 96.6        | 17         | 3.4        |

Of the 64,142 National cases, no cases were excluded.

SOURCE: U.S. Sentencing Commission, 2022 Datafile, USSCFY22.



**Table 3**

**GUILTY PLEAS AND TRIALS BY TYPE OF CRIME  
Fiscal Year 2022**

| TYPE OF CRIME                | TOTAL         | National      |             |              |            | Iowa       |             |           |            |
|------------------------------|---------------|---------------|-------------|--------------|------------|------------|-------------|-----------|------------|
|                              |               | PLEA          |             | TRIAL        |            | PLEA       |             | TRIAL     |            |
|                              |               | N             | %           | N            | %          | N          | %           | N         | %          |
| <b>TOTAL</b>                 | <b>64,142</b> | <b>62,527</b> | <b>97.5</b> | <b>1,615</b> | <b>2.5</b> | <b>743</b> | <b>94.4</b> | <b>44</b> | <b>5.6</b> |
| Administration of Justice    | 652           | 624           | 95.7        | 28           | 4.3        | 4          | 100.0       | 0         | 0.0        |
| Antitrust                    | 8             | 7             | 87.5        | 1            | 12.5       | 0          | --          | 0         | --         |
| Arson                        | 106           | 102           | 96.2        | 4            | 3.8        | 1          | 100.0       | 0         | 0.0        |
| Assault                      | 850           | 789           | 92.8        | 61           | 7.2        | 20         | 83.3        | 4         | 16.7       |
| Bribery/Corruption           | 360           | 340           | 94.4        | 20           | 5.6        | 0          | --          | 0         | --         |
| Burglary/Trespass            | 112           | 111           | 99.1        | 1            | 0.9        | 0          | --          | 0         | --         |
| Child Pornography            | 1,435         | 1,392         | 97.0        | 43           | 3.0        | 40         | 95.2        | 2         | 4.8        |
| Commercialized Vice          | 73            | 72            | 98.6        | 1            | 1.4        | 1          | 100.0       | 0         | 0.0        |
| Drug Possession              | 296           | 293           | 99.0        | 3            | 1.0        | 3          | 100.0       | 0         | 0.0        |
| Drug Trafficking             | 19,938        | 19,517        | 97.9        | 421          | 2.1        | 288        | 93.2        | 21        | 6.8        |
| Environmental                | 153           | 151           | 98.7        | 2            | 1.3        | 1          | 100.0       | 0         | 0.0        |
| Extortion/Racketeering       | 121           | 117           | 96.7        | 4            | 3.3        | 2          | 100.0       | 0         | 0.0        |
| Firearms                     | 9,318         | 9,074         | 97.4        | 244          | 2.6        | 248        | 98.0        | 5         | 2.0        |
| Food and Drug                | 40            | 38            | 95.0        | 2            | 5.0        | 0          | --          | 0         | --         |
| Forgery/Counter/Copyright    | 111           | 110           | 99.1        | 1            | 0.9        | 0          | 0.0         | 1         | 100.0      |
| Fraud/Theft/Embezzlement     | 5,520         | 5,319         | 96.4        | 201          | 3.6        | 40         | 100.0       | 0         | 0.0        |
| Immigration                  | 17,652        | 17,566        | 99.5        | 86           | 0.5        | 26         | 92.9        | 2         | 7.1        |
| Individual Rights            | 92            | 73            | 79.3        | 19           | 20.7       | 2          | 100.0       | 0         | 0.0        |
| Kidnapping                   | 128           | 112           | 87.5        | 16           | 12.5       | 2          | 66.7        | 1         | 33.3       |
| Manslaughter                 | 80            | 74            | 92.5        | 6            | 7.5        | 1          | 100.0       | 0         | 0.0        |
| Money Laundering             | 1,192         | 1,105         | 92.7        | 87           | 7.3        | 4          | 80.0        | 1         | 20.0       |
| Murder                       | 410           | 345           | 84.1        | 65           | 15.9       | 0          | 0.0         | 1         | 100.0      |
| National Defense             | 180           | 172           | 95.6        | 8            | 4.4        | 0          | --          | 0         | --         |
| Obscenity/Other Sex Offenses | 344           | 335           | 97.4        | 9            | 2.6        | 4          | 100.0       | 0         | 0.0        |
| Prison Offenses              | 499           | 494           | 99.0        | 5            | 1.0        | 17         | 100.0       | 0         | 0.0        |
| Robbery                      | 1,444         | 1,379         | 95.5        | 65           | 4.5        | 5          | 71.4        | 2         | 28.6       |
| Sexual Abuse                 | 1,499         | 1,347         | 89.9        | 152          | 10.1       | 25         | 86.2        | 4         | 13.8       |
| Stalking/Harassing           | 266           | 242           | 91.0        | 24           | 9.0        | 0          | --          | 0         | --         |
| Tax                          | 496           | 469           | 94.6        | 27           | 5.4        | 4          | 100.0       | 0         | 0.0        |
| Other                        | 767           | 758           | 98.8        | 9            | 1.2        | 5          | 100.0       | 0         | 0.0        |

Of the 64,142 National cases, no cases were excluded.

Of the 787 cases from the State of Iowa, no cases were excluded.

SOURCE: U.S. Sentencing Commission, 2022 Datafile, USSCFY22.

**Table 4**  
**SENTENCE TYPE BY TYPE OF CRIME**  
**Fiscal Year 2022**

**National**

| TYPE OF CRIME                | TOTAL         | Prison Only   |             | Prison and Alternatives |            | Probation and Alternatives |            | Probation Only |            | Fine Only  |            |
|------------------------------|---------------|---------------|-------------|-------------------------|------------|----------------------------|------------|----------------|------------|------------|------------|
|                              |               | N             | %           | N                       | %          | N                          | %          | N              | %          | N          | %          |
| <b>TOTAL</b>                 | <b>64,142</b> | <b>57,106</b> | <b>89.0</b> | <b>1,964</b>            | <b>3.1</b> | <b>1,002</b>               | <b>1.6</b> | <b>3,736</b>   | <b>5.8</b> | <b>334</b> | <b>0.5</b> |
| Administration of Justice    | 652           | 441           | 67.6        | 32                      | 4.9        | 29                         | 4.4        | 144            | 22.1       | 6          | 0.9        |
| Antitrust                    | 8             | 3             | 37.5        | 0                       | 0.0        | 0                          | 0.0        | 5              | 62.5       | 0          | 0.0        |
| Arson                        | 106           | 96            | 90.6        | 3                       | 2.8        | 1                          | 0.9        | 6              | 5.7        | 0          | 0.0        |
| Assault                      | 850           | 765           | 90.0        | 26                      | 3.1        | 6                          | 0.7        | 45             | 5.3        | 8          | 0.9        |
| Bribery/Corruption           | 360           | 258           | 71.7        | 19                      | 5.3        | 25                         | 6.9        | 58             | 16.1       | 0          | 0.0        |
| Burglary/Trespass            | 112           | 83            | 74.1        | 0                       | 0.0        | 10                         | 8.9        | 19             | 17.0       | 0          | 0.0        |
| Child Pornography            | 1,435         | 1,390         | 96.9        | 27                      | 1.9        | 5                          | 0.3        | 13             | 0.9        | 0          | 0.0        |
| Commercialized Vice          | 73            | 51            | 69.9        | 2                       | 2.7        | 3                          | 4.1        | 17             | 23.3       | 0          | 0.0        |
| Drug Possession              | 296           | 123           | 41.6        | 1                       | 0.3        | 4                          | 1.4        | 87             | 29.4       | 81         | 27.4       |
| Drug Trafficking             | 19,938        | 18,493        | 92.8        | 768                     | 3.9        | 131                        | 0.7        | 542            | 2.7        | 4          | 0.0        |
| Environmental                | 153           | 44            | 28.8        | 3                       | 2.0        | 14                         | 9.2        | 87             | 56.9       | 5          | 3.3        |
| Extortion/Racketeering       | 121           | 96            | 79.3        | 6                       | 5.0        | 4                          | 3.3        | 14             | 11.6       | 1          | 0.8        |
| Firearms                     | 9,318         | 8,551         | 91.8        | 224                     | 2.4        | 130                        | 1.4        | 412            | 4.4        | 1          | 0.0        |
| Food and Drug                | 40            | 22            | 55.0        | 2                       | 5.0        | 0                          | 0.0        | 16             | 40.0       | 0          | 0.0        |
| Forgery/Counter/Copyright    | 111           | 79            | 71.2        | 7                       | 6.3        | 8                          | 7.2        | 17             | 15.3       | 0          | 0.0        |
| Fraud/Theft/Embezzlement     | 5,520         | 3,910         | 70.8        | 284                     | 5.1        | 302                        | 5.5        | 983            | 17.8       | 41         | 0.7        |
| Immigration                  | 17,652        | 16,562        | 93.8        | 329                     | 1.9        | 192                        | 1.1        | 568            | 3.2        | 1          | 0.0        |
| Individual Rights            | 92            | 59            | 64.1        | 1                       | 1.1        | 1                          | 1.1        | 29             | 31.5       | 2          | 2.2        |
| Kidnapping                   | 128           | 122           | 95.3        | 2                       | 1.6        | 1                          | 0.8        | 3              | 2.3        | 0          | 0.0        |
| Manslaughter                 | 80            | 70            | 87.5        | 8                       | 10.0       | 0                          | 0.0        | 2              | 2.5        | 0          | 0.0        |
| Money Laundering             | 1,192         | 1,006         | 84.4        | 33                      | 2.8        | 47                         | 3.9        | 105            | 8.8        | 1          | 0.1        |
| Murder                       | 410           | 404           | 98.5        | 5                       | 1.2        | 0                          | 0.0        | 1              | 0.2        | 0          | 0.0        |
| National Defense             | 180           | 130           | 72.2        | 8                       | 4.4        | 7                          | 3.9        | 18             | 10.0       | 17         | 9.4        |
| Obscenity/Other Sex Offenses | 344           | 295           | 85.8        | 29                      | 8.4        | 5                          | 1.5        | 15             | 4.4        | 0          | 0.0        |
| Prison Offenses              | 499           | 458           | 91.8        | 21                      | 4.2        | 2                          | 0.4        | 17             | 3.4        | 1          | 0.2        |
| Robbery                      | 1,444         | 1,381         | 95.6        | 41                      | 2.8        | 6                          | 0.4        | 16             | 1.1        | 0          | 0.0        |
| Sexual Abuse                 | 1,499         | 1,463         | 97.6        | 29                      | 1.9        | 1                          | 0.1        | 5              | 0.3        | 1          | 0.1        |
| Stalking/Harassing           | 266           | 216           | 81.2        | 17                      | 6.4        | 10                         | 3.8        | 23             | 8.6        | 0          | 0.0        |
| Tax                          | 496           | 279           | 56.3        | 23                      | 4.6        | 40                         | 8.1        | 152            | 30.6       | 2          | 0.4        |
| Other                        | 767           | 256           | 33.4        | 14                      | 1.8        | 18                         | 2.3        | 317            | 41.3       | 162        | 21.1       |

Of the 64,142 National cases, no cases were excluded.

Alternatives include all cases in which offenders received conditions of confinement as described in USSG §5C1.1.

SOURCE: U.S. Sentencing Commission, 2022 Datafile, USSCFY22.

**Table 5**  
**SENTENCE TYPE BY TYPE OF CRIME**  
**Fiscal Year 2022**

**Iowa**

| TYPE OF CRIME                | TOTAL      | Prison Only |             | Prison and Alternatives |            | Probation and Alternatives |            | Probation Only |            | Fine Only |            |
|------------------------------|------------|-------------|-------------|-------------------------|------------|----------------------------|------------|----------------|------------|-----------|------------|
|                              |            | N           | %           | N                       | %          | N                          | %          | N              | %          | N         | %          |
| <b>TOTAL</b>                 | <b>787</b> | <b>744</b>  | <b>94.5</b> | <b>14</b>               | <b>1.8</b> | <b>3</b>                   | <b>0.4</b> | <b>26</b>      | <b>3.3</b> | <b>0</b>  | <b>0.0</b> |
| Administration of Justice    | 4          | 4           | 100.0       | 0                       | 0.0        | 0                          | 0.0        | 0              | 0.0        | 0         | 0.0        |
| Antitrust                    | 0          | 0           | --          | 0                       | --         | 0                          | --         | 0              | --         | 0         | --         |
| Arson                        | 1          | 1           | 100.0       | 0                       | 0.0        | 0                          | 0.0        | 0              | 0.0        | 0         | 0.0        |
| Assault                      | 24         | 24          | 100.0       | 0                       | 0.0        | 0                          | 0.0        | 0              | 0.0        | 0         | 0.0        |
| Bribery/Corruption           | 0          | 0           | --          | 0                       | --         | 0                          | --         | 0              | --         | 0         | --         |
| Burglary/Trespass            | 0          | 0           | --          | 0                       | --         | 0                          | --         | 0              | --         | 0         | --         |
| Child Pornography            | 42         | 42          | 100.0       | 0                       | 0.0        | 0                          | 0.0        | 0              | 0.0        | 0         | 0.0        |
| Commercialized Vice          | 1          | 0           | 0.0         | 0                       | 0.0        | 0                          | 0.0        | 1              | 100.0      | 0         | 0.0        |
| Drug Possession              | 3          | 0           | 0.0         | 0                       | 0.0        | 1                          | 33.3       | 2              | 66.7       | 0         | 0.0        |
| Drug Trafficking             | 309        | 300         | 97.1        | 6                       | 1.9        | 0                          | 0.0        | 3              | 1.0        | 0         | 0.0        |
| Environmental                | 1          | 0           | 0.0         | 0                       | 0.0        | 0                          | 0.0        | 1              | 100.0      | 0         | 0.0        |
| Extortion/Racketeering       | 2          | 1           | 50.0        | 0                       | 0.0        | 1                          | 50.0       | 0              | 0.0        | 0         | 0.0        |
| Firearms                     | 253        | 243         | 96.0        | 2                       | 0.8        | 1                          | 0.4        | 7              | 2.8        | 0         | 0.0        |
| Food and Drug                | 0          | 0           | --          | 0                       | --         | 0                          | --         | 0              | --         | 0         | --         |
| Forgery/Counter/Copyright    | 1          | 1           | 100.0       | 0                       | 0.0        | 0                          | 0.0        | 0              | 0.0        | 0         | 0.0        |
| Fraud/Theft/Embezzlement     | 40         | 29          | 72.5        | 3                       | 7.5        | 0                          | 0.0        | 8              | 20.0       | 0         | 0.0        |
| Immigration                  | 28         | 28          | 100.0       | 0                       | 0.0        | 0                          | 0.0        | 0              | 0.0        | 0         | 0.0        |
| Individual Rights            | 2          | 1           | 50.0        | 0                       | 0.0        | 0                          | 0.0        | 1              | 50.0       | 0         | 0.0        |
| Kidnapping                   | 3          | 3           | 100.0       | 0                       | 0.0        | 0                          | 0.0        | 0              | 0.0        | 0         | 0.0        |
| Manslaughter                 | 1          | 1           | 100.0       | 0                       | 0.0        | 0                          | 0.0        | 0              | 0.0        | 0         | 0.0        |
| Money Laundering             | 5          | 5           | 100.0       | 0                       | 0.0        | 0                          | 0.0        | 0              | 0.0        | 0         | 0.0        |
| Murder                       | 1          | 1           | 100.0       | 0                       | 0.0        | 0                          | 0.0        | 0              | 0.0        | 0         | 0.0        |
| National Defense             | 0          | 0           | --          | 0                       | --         | 0                          | --         | 0              | --         | 0         | --         |
| Obscenity/Other Sex Offenses | 4          | 4           | 100.0       | 0                       | 0.0        | 0                          | 0.0        | 0              | 0.0        | 0         | 0.0        |
| Prison Offenses              | 17         | 15          | 88.2        | 2                       | 11.8       | 0                          | 0.0        | 0              | 0.0        | 0         | 0.0        |
| Robbery                      | 7          | 7           | 100.0       | 0                       | 0.0        | 0                          | 0.0        | 0              | 0.0        | 0         | 0.0        |
| Sexual Abuse                 | 29         | 29          | 100.0       | 0                       | 0.0        | 0                          | 0.0        | 0              | 0.0        | 0         | 0.0        |
| Stalking/Harassing           | 0          | 0           | --          | 0                       | --         | 0                          | --         | 0              | --         | 0         | --         |
| Tax                          | 4          | 4           | 100.0       | 0                       | 0.0        | 0                          | 0.0        | 0              | 0.0        | 0         | 0.0        |
| Other                        | 5          | 1           | 20.0        | 1                       | 20.0       | 0                          | 0.0        | 3              | 60.0       | 0         | 0.0        |

Of the 787 cases from the State of Iowa, no cases were excluded.

Alternatives include all cases in which offenders received conditions of confinement as described in USSG §5C1.1.

SOURCE: U.S. Sentencing Commission, 2022 Datafile, USSCFY22.

**Table 6**

**INCARCERATION RATE OF U.S. CITIZEN OFFENDERS ELIGIBLE FOR NON-PRISON SENTENCES  
BY TYPE OF CRIME  
Fiscal Year 2022**

| TYPE OF CRIME                | TOTAL        | National        |             |                     |             | Iowa            |             |                     |             |
|------------------------------|--------------|-----------------|-------------|---------------------|-------------|-----------------|-------------|---------------------|-------------|
|                              |              | Prison Sentence |             | Non-Prison Sentence |             | Prison Sentence |             | Non-Prison Sentence |             |
|                              |              | N               | %           | N                   | %           | N               | %           | N                   | %           |
| <b>TOTAL</b>                 | <b>3,872</b> | <b>1,885</b>    | <b>48.7</b> | <b>1,987</b>        | <b>51.3</b> | <b>17</b>       | <b>47.2</b> | <b>19</b>           | <b>52.8</b> |
| Administration of Justice    | 159          | 90              | 56.6        | 69                  | 43.4        | 0               | --          | 0                   | --          |
| Antitrust                    | 5            | 1               | 20.0        | 4                   | 80.0        | 0               | --          | 0                   | --          |
| Arson                        | 3            | 2               | 66.7        | 1                   | 33.3        | 0               | --          | 0                   | --          |
| Assault                      | 78           | 44              | 56.4        | 34                  | 43.6        | 1               | 100.0       | 0                   | 0.0         |
| Bribery/Corruption           | 16           | 3               | 18.8        | 13                  | 81.3        | 0               | --          | 0                   | --          |
| Burglary/Trespass            | 43           | 19              | 44.2        | 24                  | 55.8        | 0               | --          | 0                   | --          |
| Child Pornography            | 0            | 0               | --          | 0                   | --          | 0               | --          | 0                   | --          |
| Commercialized Vice          | 9            | 0               | 0.0         | 9                   | 100.0       | 0               | 0.0         | 1                   | 100.0       |
| Drug Possession              | 219          | 88              | 40.2        | 131                 | 59.8        | 0               | 0.0         | 3                   | 100.0       |
| Drug Trafficking             | 354          | 204             | 57.6        | 150                 | 42.4        | 3               | 50.0        | 3                   | 50.0        |
| Environmental                | 70           | 14              | 20.0        | 56                  | 80.0        | 0               | --          | 0                   | --          |
| Extortion/Racketeering       | 6            | 1               | 16.7        | 5                   | 83.3        | 0               | 0.0         | 1                   | 100.0       |
| Firearms                     | 108          | 50              | 46.3        | 58                  | 53.7        | 0               | --          | 0                   | --          |
| Food and Drug                | 22           | 10              | 45.5        | 12                  | 54.5        | 0               | --          | 0                   | --          |
| Forgery/Counter/Copyright    | 21           | 15              | 71.4        | 6                   | 28.6        | 0               | --          | 0                   | --          |
| Fraud/Theft/Embezzlement     | 1,250        | 527             | 42.2        | 723                 | 57.8        | 4               | 36.4        | 7                   | 63.6        |
| Immigration                  | 710          | 459             | 64.6        | 251                 | 35.4        | 2               | 100.0       | 0                   | 0.0         |
| Individual Rights            | 19           | 2               | 10.5        | 17                  | 89.5        | 0               | 0.0         | 1                   | 100.0       |
| Kidnapping                   | 0            | 0               | --          | 0                   | --          | 0               | --          | 0                   | --          |
| Manslaughter                 | 0            | 0               | --          | 0                   | --          | 0               | --          | 0                   | --          |
| Money Laundering             | 66           | 37              | 56.1        | 29                  | 43.9        | 0               | --          | 0                   | --          |
| Murder                       | 0            | 0               | --          | 0                   | --          | 0               | --          | 0                   | --          |
| National Defense             | 20           | 3               | 15.0        | 17                  | 85.0        | 0               | --          | 0                   | --          |
| Obscenity/Other Sex Offenses | 13           | 10              | 76.9        | 3                   | 23.1        | 0               | --          | 0                   | --          |
| Prison Offenses              | 208          | 194             | 93.3        | 14                  | 6.7         | 5               | 100.0       | 0                   | 0.0         |
| Robbery                      | 0            | 0               | --          | 0                   | --          | 0               | --          | 0                   | --          |
| Sexual Abuse                 | 9            | 5               | 55.6        | 4                   | 44.4        | 0               | --          | 0                   | --          |
| Stalking/Harassing           | 26           | 15              | 57.7        | 11                  | 42.3        | 0               | --          | 0                   | --          |
| Tax                          | 22           | 8               | 36.4        | 14                  | 63.6        | 0               | --          | 0                   | --          |
| <b>Other</b>                 | <b>416</b>   | <b>84</b>       | <b>20.2</b> | <b>332</b>          | <b>79.8</b> | <b>2</b>        | <b>40.0</b> | <b>3</b>            | <b>60.0</b> |

Of the 64,142 National cases, a U.S. Citizen was the offender in 43,947 cases. Of these, 40,075 cases were excluded because the offender was ineligible for a non-prison sentence.

Of the 787 cases from the State of Iowa, a U.S. Citizen was the offender in 738 cases. Of these, 702 cases were excluded because the offender was ineligible for a non-prison sentence.

SOURCE: U.S. Sentencing Commission, 2022 Datafile, USSCFY22.

**Table 7**

**SENTENCE LENGTH BY TYPE OF CRIME  
Fiscal Year 2022**

| TYPE OF CRIME                | National    |               |               | Iowa        |               |            |
|------------------------------|-------------|---------------|---------------|-------------|---------------|------------|
|                              | Mean Months | Median Months | N             | Mean Months | Median Months | N          |
| <b>TOTAL</b>                 | <b>51</b>   | <b>26</b>     | <b>64,141</b> | <b>101</b>  | <b>72</b>     | <b>787</b> |
| Administration of Justice    | 12          | 8             | 651           | 8           | 8             | 4          |
| Antitrust                    | 5           | 0             | 8             | --          | --            | 0          |
| Arson                        | 45          | 42            | 106           | --          | --            | 1          |
| Assault                      | 64          | 42            | 850           | 143         | 120           | 24         |
| Bribery/Corruption           | 19          | 12            | 360           | --          | --            | 0          |
| Burglary/Trespass            | 18          | 10            | 112           | --          | --            | 0          |
| Child Pornography            | 110         | 96            | 1,435         | 142         | 126           | 42         |
| Commercialized Vice          | 24          | 16            | 73            | --          | --            | 1          |
| Drug Possession              | 2           | 0             | 296           | 2           | 0             | 3          |
| Drug Trafficking             | 78          | 60            | 19,938        | 142         | 126           | 309        |
| Environmental                | 4           | 0             | 153           | --          | --            | 1          |
| Extortion/Racketeering       | 61          | 27            | 121           | --          | --            | 2          |
| Firearms                     | 49          | 39            | 9,318         | 59          | 48            | 253        |
| Food and Drug                | 11          | 0             | 40            | --          | --            | 0          |
| Forgery/Counter/Copyright    | 16          | 12            | 111           | --          | --            | 1          |
| Fraud/Theft/Embezzlement     | 22          | 12            | 5,520         | 19          | 11            | 40         |
| Immigration                  | 12          | 8             | 17,652        | 10          | 7             | 28         |
| Individual Rights            | 41          | 18            | 92            | --          | --            | 2          |
| Kidnapping                   | 184         | 160           | 128           | 207         | 121           | 3          |
| Manslaughter                 | 86          | 68            | 80            | --          | --            | 1          |
| Money Laundering             | 61          | 33            | 1,192         | 34          | 18            | 5          |
| Murder                       | 261         | 240           | 410           | --          | --            | 1          |
| National Defense             | 35          | 15            | 180           | --          | --            | 0          |
| Obscenity/Other Sex Offenses | 22          | 18            | 344           | 37          | 30            | 4          |
| Prison Offenses              | 12          | 9             | 499           | 18          | 16            | 17         |
| Robbery                      | 106         | 96            | 1,444         | 118         | 100           | 7          |
| Sexual Abuse                 | 207         | 180           | 1,499         | 255         | 240           | 29         |
| Stalking/Harassing           | 26          | 18            | 266           | --          | --            | 0          |
| Tax                          | 14          | 9             | 496           | 16          | 18            | 4          |
| Other                        | 3           | 0             | 767           | 2           | 0             | 5          |

Of the 64,142 National cases, one case was excluded due to missing or indeterminable sentencing information.

Of the 787 cases from the State of Iowa, no cases were excluded.

Sentences of 470 months or greater (including life) and probation were included in the sentence average computations as 470 months and zero months, respectively. The information in this table includes conditions of confinement as described in USSG §5C1.1.

SOURCE: U.S. Sentencing Commission, 2022 Datafile, USSCFY22.

**Table 8**

**SENTENCE IMPOSED RELATIVE TO THE GUIDELINE RANGE<sup>1</sup>**  
**Fiscal Year 2022**

|  | <u>National</u> |              | <u>Iowa</u> |              |
|--|-----------------|--------------|-------------|--------------|
|  | <u>N</u>        | <u>%</u>     | <u>N</u>    | <u>%</u>     |
| <b>TOTAL CASES</b>                           | <b>63,896</b>   | <b>100.0</b> | <b>787</b>  | <b>100.0</b> |
| <b>SENTENCES UNDER THE GUIDELINES MANUAL</b> | <b>43,351</b>   | <b>67.8</b>  | <b>461</b>  | <b>58.6</b>  |
| Within Guideline Range                       | 26,785          | 41.9         | 326         | 41.4         |
| Upward Departure <sup>2</sup>                | 361             | 0.6          | 18          | 2.3          |
| Downward Departure                           |                 |              |             |              |
| §5K1.1 Substantial Assistance                | 6,626           | 10.4         | 109         | 13.9         |
| §5K3.1 Early Disposition Program             | 6,623           | 10.4         | 0           | 0.0          |
| Other Government Motion <sup>3</sup>         | 1,452           | 2.3          | 4           | 0.5          |
| Non-Government Departure <sup>4</sup>        | 1,504           | 2.4          | 4           | 0.5          |
| <b>VARIANCES</b>                             | <b>20,545</b>   | <b>32.2</b>  | <b>326</b>  | <b>41.4</b>  |
| Upward Variance <sup>5</sup>                 | 1,477           | 2.3          | 37          | 4.7          |
| Downward Variance                            |                 |              |             |              |
| Government Motion <sup>6</sup>               | 6,138           | 9.6          | 55          | 7.0          |
| Non-Government Variance <sup>7</sup>         | 12,930          | 20.2         | 234         | 29.7         |

<sup>1</sup> This table reflects the 64,142 cases reported to the Commission in fiscal year 2022, 787 of which were from the State of Iowa. Of these, 246 cases nationally were excluded because information was missing from the submitted documents that prevented the comparison of the sentence and the guideline range, while none from the State of Iowa were excluded.

<sup>2</sup> Cases in which the sentence imposed was above the applicable guideline range and for which the court cited a reason on Part V of the Statement of Reasons form, other than §5K1.1 or §5K3.1.

<sup>3</sup> Cases in which the sentence imposed was below the applicable guideline range and for which the court cited a reason on Part V of the Statement of Reasons form, other than §5K1.1 or §5K3.1, and where the prosecution initiated, proposed, or stipulated to the sentence.

<sup>4</sup> Cases in which the sentence imposed was below the applicable guideline range and for which the court cited a reason on Part V of the Statement of Reasons form, other than §5K1.1 or §5K3.1, and where the prosecution did not initiate, propose, or stipulate to the sentence.

<sup>5</sup> Cases in which the sentence imposed was above the applicable guideline range and for which the court cited a reason on Part VI of the Statement of Reasons form.

<sup>6</sup> Cases in which the sentence imposed was below the applicable guideline range and for which the court cited a reason on Part VI of the Statement of Reasons form, and where the prosecution initiated, proposed, or stipulated to the sentence.

<sup>7</sup> Cases in which the sentence imposed was below the applicable guideline range and for which the court cited a reason on Part VI of the Statement of Reasons form, or where no reason was given, and where the prosecution did not initiate, propose, or stipulate to the sentence.

SOURCE: U.S. Sentencing Commission, 2022 Datafile, USSCFY22.

**Table 9**

**SENTENCE IMPOSED RELATIVE TO THE GUIDELINE RANGE  
IN EACH CIRCUIT AND DISTRICT<sup>1</sup>  
Fiscal Year 2022**

| CIRCUIT<br>District   | TOTAL         | WITHIN<br>GUIDELINE<br>RANGE |             | DEPARTURE  |            |              |             |              |             |              |            | VARIANCE      |             |
|-----------------------|---------------|------------------------------|-------------|------------|------------|--------------|-------------|--------------|-------------|--------------|------------|---------------|-------------|
|                       |               | N                            | %           | UPWARD     |            | \$5K1.1      |             | \$5K3.1      |             | DOWNWARD     |            | N             | %           |
|                       |               |                              |             | N          | %          | N            | %           | N            | %           | N            | %          |               |             |
| <b>TOTAL</b>          | <b>63,896</b> | <b>26,785</b>                | <b>41.9</b> | <b>361</b> | <b>0.6</b> | <b>6,626</b> | <b>10.4</b> | <b>6,623</b> | <b>10.4</b> | <b>2,956</b> | <b>4.6</b> | <b>20,545</b> | <b>32.2</b> |
| <b>D.C. CIRCUIT</b>   | <b>311</b>    | <b>166</b>                   | <b>53.4</b> | <b>1</b>   | <b>0.3</b> | <b>37</b>    | <b>11.9</b> | <b>2</b>     | <b>0.6</b>  | <b>12</b>    | <b>3.9</b> | <b>93</b>     | <b>29.9</b> |
| District of Columbia  | 311           | 166                          | 53.4        | 1          | 0.3        | 37           | 11.9        | 2            | 0.6         | 12           | 3.9        | 93            | 29.9        |
| <b>FIRST CIRCUIT</b>  | <b>1,750</b>  | <b>546</b>                   | <b>31.2</b> | <b>4</b>   | <b>0.2</b> | <b>185</b>   | <b>10.6</b> | <b>0</b>     | <b>0.0</b>  | <b>102</b>   | <b>5.8</b> | <b>913</b>    | <b>52.2</b> |
| Maine                 | 180           | 33                           | 18.3        | 1          | 0.6        | 44           | 24.4        | 0            | 0.0         | 4            | 2.2        | 98            | 54.4        |
| Massachusetts         | 466           | 120                          | 25.8        | 1          | 0.2        | 64           | 13.7        | 0            | 0.0         | 37           | 7.9        | 244           | 52.4        |
| New Hampshire         | 180           | 37                           | 20.6        | 0          | 0.0        | 15           | 8.3         | 0            | 0.0         | 8            | 4.4        | 120           | 66.7        |
| Puerto Rico           | 815           | 337                          | 41.3        | 2          | 0.2        | 52           | 6.4         | 0            | 0.0         | 51           | 6.3        | 373           | 45.8        |
| Rhode Island          | 109           | 19                           | 17.4        | 0          | 0.0        | 10           | 9.2         | 0            | 0.0         | 2            | 1.8        | 78            | 71.6        |
| <b>SECOND CIRCUIT</b> | <b>3,267</b>  | <b>847</b>                   | <b>25.9</b> | <b>22</b>  | <b>0.7</b> | <b>451</b>   | <b>13.8</b> | <b>2</b>     | <b>0.1</b>  | <b>144</b>   | <b>4.4</b> | <b>1,801</b>  | <b>55.1</b> |
| Connecticut           | 335           | 97                           | 29.0        | 0          | 0.0        | 36           | 10.7        | 0            | 0.0         | 43           | 12.8       | 159           | 47.5        |
| New York              |               |                              |             |            |            |              |             |              |             |              |            |               |             |
| Eastern               | 691           | 151                          | 21.9        | 4          | 0.6        | 132          | 19.1        | 1            | 0.1         | 57           | 8.2        | 346           | 50.1        |
| Northern              | 399           | 197                          | 49.4        | 4          | 1.0        | 88           | 22.1        | 1            | 0.3         | 11           | 2.8        | 98            | 24.6        |
| Southern              | 1,297         | 248                          | 19.1        | 1          | 0.1        | 115          | 8.9         | 0            | 0.0         | 28           | 2.2        | 905           | 69.8        |
| Western               | 410           | 131                          | 32.0        | 13         | 3.2        | 58           | 14.1        | 0            | 0.0         | 2            | 0.5        | 206           | 50.2        |
| Vermont               | 135           | 23                           | 17.0        | 0          | 0.0        | 22           | 16.3        | 0            | 0.0         | 3            | 2.2        | 87            | 64.4        |
| <b>THIRD CIRCUIT</b>  | <b>2,349</b>  | <b>918</b>                   | <b>39.1</b> | <b>10</b>  | <b>0.4</b> | <b>415</b>   | <b>17.7</b> | <b>5</b>     | <b>0.2</b>  | <b>59</b>    | <b>2.5</b> | <b>942</b>    | <b>40.1</b> |
| Delaware              | 81            | 34                           | 42.0        | 1          | 1.2        | 6            | 7.4         | 2            | 2.5         | 6            | 7.4        | 32            | 39.5        |
| New Jersey            | 639           | 237                          | 37.1        | 0          | 0.0        | 120          | 18.8        | 0            | 0.0         | 4            | 0.6        | 278           | 43.5        |
| Pennsylvania          |               |                              |             |            |            |              |             |              |             |              |            |               |             |
| Eastern               | 501           | 145                          | 28.9        | 1          | 0.2        | 131          | 26.1        | 0            | 0.0         | 16           | 3.2        | 208           | 41.5        |
| Middle                | 438           | 207                          | 47.3        | 3          | 0.7        | 78           | 17.8        | 3            | 0.7         | 22           | 5.0        | 125           | 28.5        |
| Western               | 634           | 252                          | 39.7        | 5          | 0.8        | 77           | 12.1        | 0            | 0.0         | 11           | 1.7        | 289           | 45.6        |
| Virgin Islands        | 56            | 43                           | 76.8        | 0          | 0.0        | 3            | 5.4         | 0            | 0.0         | 0            | 0.0        | 10            | 17.9        |
| <b>FOURTH CIRCUIT</b> | <b>4,631</b>  | <b>2,131</b>                 | <b>46.0</b> | <b>33</b>  | <b>0.7</b> | <b>704</b>   | <b>15.2</b> | <b>2</b>     | <b>0.0</b>  | <b>128</b>   | <b>2.8</b> | <b>1,633</b>  | <b>35.3</b> |
| Maryland              | 560           | 147                          | 26.3        | 6          | 1.1        | 107          | 19.1        | 0            | 0.0         | 29           | 5.2        | 271           | 48.4        |
| North Carolina        |               |                              |             |            |            |              |             |              |             |              |            |               |             |
| Eastern               | 734           | 378                          | 51.5        | 5          | 0.7        | 179          | 24.4        | 0            | 0.0         | 10           | 1.4        | 162           | 22.1        |
| Middle                | 403           | 206                          | 51.1        | 3          | 0.7        | 34           | 8.4         | 0            | 0.0         | 4            | 1.0        | 156           | 38.7        |
| Western               | 551           | 293                          | 53.2        | 0          | 0.0        | 74           | 13.4        | 0            | 0.0         | 4            | 0.7        | 180           | 32.7        |
| South Carolina        | 601           | 208                          | 34.6        | 5          | 0.8        | 164          | 27.3        | 0            | 0.0         | 21           | 3.5        | 203           | 33.8        |
| Virginia              |               |                              |             |            |            |              |             |              |             |              |            |               |             |
| Eastern               | 911           | 486                          | 53.3        | 8          | 0.9        | 50           | 5.5         | 0            | 0.0         | 45           | 4.9        | 322           | 35.3        |
| Western               | 279           | 97                           | 34.8        | 4          | 1.4        | 47           | 16.8        | 0            | 0.0         | 14           | 5.0        | 117           | 41.9        |
| West Virginia         |               |                              |             |            |            |              |             |              |             |              |            |               |             |
| Northern              | 323           | 190                          | 58.8        | 0          | 0.0        | 29           | 9.0         | 2            | 0.6         | 1            | 0.3        | 101           | 31.3        |
| Southern              | 269           | 126                          | 46.8        | 2          | 0.7        | 20           | 7.4         | 0            | 0.0         | 0            | 0.0        | 121           | 45.0        |

| CIRCUIT                | TOTAL         | WITHIN<br>GUIDELINE |             | DEPARTURE |            |              |             |              |            |            |            | VARIANCE     |             |
|------------------------|---------------|---------------------|-------------|-----------|------------|--------------|-------------|--------------|------------|------------|------------|--------------|-------------|
|                        |               | RANGE               |             | UPWARD    |            | \$5K1.1      |             | \$5K3.1      |            | DOWNWARD   |            |              |             |
|                        |               | N                   | %           | N         | %          | N            | %           | N            | %          | N          | %          | N            | %           |
| <b>FIFTH CIRCUIT</b>   | <b>16,805</b> | <b>10,277</b>       | <b>61.2</b> | <b>49</b> | <b>0.3</b> | <b>1,070</b> | <b>6.4</b>  | <b>1,204</b> | <b>7.2</b> | <b>913</b> | <b>5.4</b> | <b>3,292</b> | <b>19.6</b> |
| Louisiana              |               |                     |             |           |            |              |             |              |            |            |            |              |             |
| Eastern                | 298           | 173                 | 58.1        | 1         | 0.3        | 32           | 10.7        | 0            | 0.0        | 4          | 1.3        | 88           | 29.5        |
| Middle                 | 103           | 54                  | 52.4        | 1         | 1.0        | 15           | 14.6        | 0            | 0.0        | 0          | 0.0        | 33           | 32.0        |
| Western                | 306           | 194                 | 63.4        | 4         | 1.3        | 45           | 14.7        | 0            | 0.0        | 5          | 1.6        | 58           | 19.0        |
| Mississippi            |               |                     |             |           |            |              |             |              |            |            |            |              |             |
| Northern               | 130           | 56                  | 43.1        | 0         | 0.0        | 29           | 22.3        | 0            | 0.0        | 0          | 0.0        | 45           | 34.6        |
| Southern               | 323           | 223                 | 69.0        | 0         | 0.0        | 29           | 9.0         | 1            | 0.3        | 1          | 0.3        | 69           | 21.4        |
| Texas                  |               |                     |             |           |            |              |             |              |            |            |            |              |             |
| Eastern                | 672           | 369                 | 54.9        | 2         | 0.3        | 53           | 7.9         | 0            | 0.0        | 5          | 0.7        | 243          | 36.2        |
| Northern               | 1,650         | 1,008               | 61.1        | 11        | 0.7        | 154          | 9.3         | 0            | 0.0        | 25         | 1.5        | 452          | 27.4        |
| Southern               | 7,267         | 3,501               | 48.2        | 24        | 0.3        | 483          | 6.6         | 1,132        | 15.6       | 729        | 10.0       | 1,398        | 19.2        |
| Western                | 6,056         | 4,699               | 77.6        | 6         | 0.1        | 230          | 3.8         | 71           | 1.2        | 144        | 2.4        | 906          | 15.0        |
| <b>SIXTH CIRCUIT</b>   | <b>4,933</b>  | <b>1,889</b>        | <b>38.3</b> | <b>21</b> | <b>0.4</b> | <b>935</b>   | <b>19.0</b> | <b>8</b>     | <b>0.2</b> | <b>180</b> | <b>3.6</b> | <b>1,900</b> | <b>38.5</b> |
| Kentucky               |               |                     |             |           |            |              |             |              |            |            |            |              |             |
| Eastern                | 497           | 246                 | 49.5        | 1         | 0.2        | 80           | 16.1        | 0            | 0.0        | 3          | 0.6        | 167          | 33.6        |
| Western                | 263           | 77                  | 29.3        | 2         | 0.8        | 78           | 29.7        | 6            | 2.3        | 18         | 6.8        | 82           | 31.2        |
| Michigan               |               |                     |             |           |            |              |             |              |            |            |            |              |             |
| Eastern                | 716           | 228                 | 31.8        | 0         | 0.0        | 86           | 12.0        | 0            | 0.0        | 19         | 2.7        | 383          | 53.5        |
| Western                | 265           | 131                 | 49.4        | 5         | 1.9        | 47           | 17.7        | 1            | 0.4        | 9          | 3.4        | 72           | 27.2        |
| Ohio                   |               |                     |             |           |            |              |             |              |            |            |            |              |             |
| Northern               | 1,140         | 482                 | 42.3        | 8         | 0.7        | 222          | 19.5        | 0            | 0.0        | 22         | 1.9        | 406          | 35.6        |
| Southern               | 582           | 140                 | 24.1        | 3         | 0.5        | 143          | 24.6        | 0            | 0.0        | 89         | 15.3       | 207          | 35.6        |
| Tennessee              |               |                     |             |           |            |              |             |              |            |            |            |              |             |
| Eastern                | 753           | 344                 | 45.7        | 2         | 0.3        | 187          | 24.8        | 1            | 0.1        | 13         | 1.7        | 206          | 27.4        |
| Middle                 | 285           | 60                  | 21.1        | 0         | 0.0        | 25           | 8.8         | 0            | 0.0        | 4          | 1.4        | 196          | 68.8        |
| Western                | 432           | 181                 | 41.9        | 0         | 0.0        | 67           | 15.5        | 0            | 0.0        | 3          | 0.7        | 181          | 41.9        |
| <b>SEVENTH CIRCUIT</b> | <b>2,479</b>  | <b>929</b>          | <b>37.5</b> | <b>7</b>  | <b>0.3</b> | <b>237</b>   | <b>9.6</b>  | <b>1</b>     | <b>0.0</b> | <b>117</b> | <b>4.7</b> | <b>1,188</b> | <b>47.9</b> |
| Illinois               |               |                     |             |           |            |              |             |              |            |            |            |              |             |
| Central                | 278           | 104                 | 37.4        | 1         | 0.4        | 43           | 15.5        | 1            | 0.4        | 3          | 1.1        | 126          | 45.3        |
| Northern               | 619           | 181                 | 29.2        | 3         | 0.5        | 48           | 7.8         | 0            | 0.0        | 32         | 5.2        | 355          | 57.4        |
| Southern               | 261           | 149                 | 57.1        | 2         | 0.8        | 38           | 14.6        | 0            | 0.0        | 5          | 1.9        | 67           | 25.7        |
| Indiana                |               |                     |             |           |            |              |             |              |            |            |            |              |             |
| Northern               | 327           | 163                 | 49.8        | 0         | 0.0        | 31           | 9.5         | 0            | 0.0        | 10         | 3.1        | 123          | 37.6        |
| Southern               | 515           | 226                 | 43.9        | 0         | 0.0        | 48           | 9.3         | 0            | 0.0        | 2          | 0.4        | 239          | 46.4        |
| Wisconsin              |               |                     |             |           |            |              |             |              |            |            |            |              |             |
| Eastern                | 336           | 70                  | 20.8        | 0         | 0.0        | 23           | 6.8         | 0            | 0.0        | 11         | 3.3        | 232          | 69.0        |
| Western                | 143           | 36                  | 25.2        | 1         | 0.7        | 6            | 4.2         | 0            | 0.0        | 54         | 37.8       | 46           | 32.2        |
| <b>EIGHTH CIRCUIT</b>  | <b>5,094</b>  | <b>2,181</b>        | <b>42.8</b> | <b>45</b> | <b>0.9</b> | <b>586</b>   | <b>11.5</b> | <b>15</b>    | <b>0.3</b> | <b>80</b>  | <b>1.6</b> | <b>2,187</b> | <b>42.9</b> |
| Arkansas               |               |                     |             |           |            |              |             |              |            |            |            |              |             |
| Eastern                | 553           | 313                 | 56.6        | 0         | 0.0        | 48           | 8.7         | 0            | 0.0        | 4          | 0.7        | 188          | 34.0        |
| Western                | 219           | 78                  | 35.6        | 0         | 0.0        | 24           | 11.0        | 0            | 0.0        | 1          | 0.5        | 116          | 53.0        |
| Iowa                   |               |                     |             |           |            |              |             |              |            |            |            |              |             |
| Northern               | 333           | 163                 | 48.9        | 14        | 4.2        | 53           | 15.9        | 0            | 0.0        | 6          | 1.8        | 97           | 29.1        |
| Southern               | 454           | 163                 | 35.9        | 4         | 0.9        | 56           | 12.3        | 0            | 0.0        | 2          | 0.4        | 229          | 50.4        |
| Minnesota              | 323           | 99                  | 30.7        | 3         | 0.9        | 39           | 12.1        | 2            | 0.6        | 11         | 3.4        | 169          | 52.3        |
| Missouri               |               |                     |             |           |            |              |             |              |            |            |            |              |             |
| Eastern                | 1,031         | 422                 | 40.9        | 4         | 0.4        | 91           | 8.8         | 0            | 0.0        | 3          | 0.3        | 511          | 49.6        |
| Western                | 808           | 296                 | 36.6        | 0         | 0.0        | 112          | 13.9        | 0            | 0.0        | 11         | 1.4        | 389          | 48.1        |
| Nebraska               | 471           | 231                 | 49.0        | 0         | 0.0        | 24           | 5.1         | 12           | 2.5        | 8          | 1.7        | 196          | 41.6        |
| North Dakota           | 344           | 110                 | 32.0        | 5         | 1.5        | 137          | 39.8        | 1            | 0.3        | 2          | 0.6        | 89           | 25.9        |
| South Dakota           | 558           | 306                 | 54.8        | 15        | 2.7        | 2            | 0.4         | 0            | 0.0        | 32         | 5.7        | 203          | 36.4        |



| CIRCUIT<br>District      | TOTAL         | WITHIN<br>GUIDELINE |             |            |            | DEPARTURE  |             |              |             |            |             | VARIANCE     |             |
|--------------------------|---------------|---------------------|-------------|------------|------------|------------|-------------|--------------|-------------|------------|-------------|--------------|-------------|
|                          |               | RANGE               |             | UPWARD     |            | \$5K1.1    |             | \$5K3.1      |             | DOWNWARD   |             |              |             |
|                          |               | N                   | %           | N          | %          | N          | %           | N            | %           | N          | %           | N            | %           |
| <b>NINTH CIRCUIT</b>     | <b>12,114</b> | <b>2,673</b>        | <b>22.1</b> | <b>103</b> | <b>0.9</b> | <b>903</b> | <b>7.5</b>  | <b>4,782</b> | <b>39.5</b> | <b>589</b> | <b>4.9</b>  | <b>3,064</b> | <b>25.3</b> |
| Alaska                   | 139           | 38                  | 27.3        | 0          | 0.0        | 27         | 19.4        | 0            | 0.0         | 0          | 0.0         | 74           | 53.2        |
| Arizona                  | 4,419         | 1,154               | 26.1        | 18         | 0.4        | 71         | 1.6         | 2,646        | 59.9        | 54         | 1.2         | 476          | 10.8        |
| California               |               |                     |             |            |            |            |             |              |             |            |             |              |             |
| Central                  | 1,125         | 271                 | 24.1        | 7          | 0.6        | 151        | 13.4        | 25           | 2.2         | 89         | 7.9         | 582          | 51.7        |
| Eastern                  | 364           | 129                 | 35.4        | 1          | 0.3        | 59         | 16.2        | 8            | 2.2         | 8          | 2.2         | 159          | 43.7        |
| Northern                 | 377           | 61                  | 16.2        | 1          | 0.3        | 32         | 8.5         | 2            | 0.5         | 19         | 5.0         | 262          | 69.5        |
| Southern                 | 3,471         | 411                 | 11.8        | 68         | 2.0        | 172        | 5.0         | 2,069        | 59.6        | 385        | 11.1        | 366          | 10.5        |
| Guam                     | 26            | 15                  | 57.7        | 1          | 3.8        | 7          | 26.9        | 0            | 0.0         | 0          | 0.0         | 3            | 11.5        |
| Hawaii                   | 140           | 39                  | 27.9        | 0          | 0.0        | 42         | 30.0        | 0            | 0.0         | 1          | 0.7         | 58           | 41.4        |
| Idaho                    | 337           | 103                 | 30.6        | 0          | 0.0        | 90         | 26.7        | 6            | 1.8         | 10         | 3.0         | 128          | 38.0        |
| Montana                  | 348           | 104                 | 29.9        | 3          | 0.9        | 100        | 28.7        | 0            | 0.0         | 6          | 1.7         | 135          | 38.8        |
| Nevada                   | 387           | 93                  | 24.0        | 0          | 0.0        | 17         | 4.4         | 25           | 6.5         | 5          | 1.3         | 247          | 63.8        |
| Northern Mariana Islands | 17            | 9                   | 52.9        | 0          | 0.0        | 6          | 35.3        | 0            | 0.0         | 0          | 0.0         | 2            | 11.8        |
| Oregon                   | 378           | 59                  | 15.6        | 2          | 0.5        | 79         | 20.9        | 0            | 0.0         | 8          | 2.1         | 230          | 60.8        |
| Washington               |               |                     |             |            |            |            |             |              |             |            |             |              |             |
| Eastern                  | 213           | 64                  | 30.0        | 1          | 0.5        | 42         | 19.7        | 1            | 0.5         | 3          | 1.4         | 102          | 47.9        |
| Western                  | 373           | 123                 | 33.0        | 1          | 0.3        | 8          | 2.1         | 0            | 0.0         | 1          | 0.3         | 240          | 64.3        |
| <b>TENTH CIRCUIT</b>     | <b>4,736</b>  | <b>1,629</b>        | <b>34.4</b> | <b>49</b>  | <b>1.0</b> | <b>399</b> | <b>8.4</b>  | <b>597</b>   | <b>12.6</b> | <b>502</b> | <b>10.6</b> | <b>1,560</b> | <b>32.9</b> |
| Colorado                 | 387           | 129                 | 33.3        | 0          | 0.0        | 88         | 22.7        | 9            | 2.3         | 11         | 2.8         | 150          | 38.8        |
| Kansas                   | 363           | 152                 | 41.9        | 1          | 0.3        | 59         | 16.3        | 3            | 0.8         | 6          | 1.7         | 142          | 39.1        |
| New Mexico               | 2,073         | 753                 | 36.3        | 9          | 0.4        | 53         | 2.6         | 514          | 24.8        | 295        | 14.2        | 449          | 21.7        |
| Oklahoma                 |               |                     |             |            |            |            |             |              |             |            |             |              |             |
| Eastern                  | 179           | 81                  | 45.3        | 0          | 0.0        | 44         | 24.6        | 0            | 0.0         | 8          | 4.5         | 46           | 25.7        |
| Northern                 | 433           | 174                 | 40.2        | 33         | 7.6        | 50         | 11.5        | 0            | 0.0         | 126        | 29.1        | 50           | 11.5        |
| Western                  | 421           | 200                 | 47.5        | 3          | 0.7        | 27         | 6.4         | 0            | 0.0         | 5          | 1.2         | 186          | 44.2        |
| Utah                     | 734           | 114                 | 15.5        | 0          | 0.0        | 50         | 6.8         | 68           | 9.3         | 45         | 6.1         | 457          | 62.3        |
| Wyoming                  | 146           | 26                  | 17.8        | 3          | 2.1        | 28         | 19.2        | 3            | 2.1         | 6          | 4.1         | 80           | 54.8        |
| <b>ELEVENTH CIRCUIT</b>  | <b>5,427</b>  | <b>2,599</b>        | <b>47.9</b> | <b>17</b>  | <b>0.3</b> | <b>704</b> | <b>13.0</b> | <b>5</b>     | <b>0.1</b>  | <b>130</b> | <b>2.4</b>  | <b>1,972</b> | <b>36.3</b> |
| Alabama                  |               |                     |             |            |            |            |             |              |             |            |             |              |             |
| Middle                   | 164           | 64                  | 39.0        | 0          | 0.0        | 44         | 26.8        | 0            | 0.0         | 0          | 0.0         | 56           | 34.1        |
| Northern                 | 442           | 243                 | 55.0        | 2          | 0.5        | 86         | 19.5        | 0            | 0.0         | 8          | 1.8         | 103          | 23.3        |
| Southern                 | 308           | 139                 | 45.1        | 2          | 0.6        | 67         | 21.8        | 2            | 0.6         | 8          | 2.6         | 90           | 29.2        |
| Florida                  |               |                     |             |            |            |            |             |              |             |            |             |              |             |
| Middle                   | 1,017         | 417                 | 41.0        | 2          | 0.2        | 169        | 16.6        | 0            | 0.0         | 13         | 1.3         | 416          | 40.9        |
| Northern                 | 263           | 99                  | 37.6        | 2          | 0.8        | 70         | 26.6        | 2            | 0.8         | 2          | 0.8         | 88           | 33.5        |
| Southern                 | 1,680         | 862                 | 51.3        | 0          | 0.0        | 99         | 5.9         | 0            | 0.0         | 27         | 1.6         | 692          | 41.2        |
| Georgia                  |               |                     |             |            |            |            |             |              |             |            |             |              |             |
| Middle                   | 447           | 263                 | 58.8        | 3          | 0.7        | 40         | 8.9         | 0            | 0.0         | 46         | 10.3        | 95           | 21.3        |
| Northern                 | 606           | 198                 | 32.7        | 1          | 0.2        | 53         | 8.7         | 1            | 0.2         | 15         | 2.5         | 338          | 55.8        |
| Southern                 | 500           | 314                 | 62.8        | 5          | 1.0        | 76         | 15.2        | 0            | 0.0         | 11         | 2.2         | 94           | 18.8        |

Of the 64,142 National cases, 246 were excluded because information was missing from the submitted documents that prevented the comparison of the sentence and the guideline range.

SOURCE: U.S. Sentencing Commission, 2022 Datafile, USSCFY22.

**Table 10**  
**SENTENCE IMPOSED RELATIVE TO THE GUIDELINE RANGE**  
**BY TYPE OF CRIME**  
**Fiscal Year 2022**

**National**

| TYPE OF CRIME                | TOTAL         | WITHIN GUIDELINE RANGE |             | DEPARTURE  |            |              |             |              |             |              |            | VARIANCE      |             |
|------------------------------|---------------|------------------------|-------------|------------|------------|--------------|-------------|--------------|-------------|--------------|------------|---------------|-------------|
|                              |               | RANGE                  |             | UPWARD     |            | §5K1.1       |             | §5K3.1       |             | DOWNWARD     |            |               |             |
|                              |               | N                      | %           | N          | %          | N            | %           | N            | %           | N            | %          | N             | %           |
| <b>Total</b>                 | <b>63,896</b> | <b>26,785</b>          | <b>41.9</b> | <b>361</b> | <b>0.6</b> | <b>6,626</b> | <b>10.4</b> | <b>6,623</b> | <b>10.4</b> | <b>2,956</b> | <b>4.6</b> | <b>20,545</b> | <b>32.2</b> |
| Child Pornography            | 1,435         | 489                    | 34.1        | 10         | 0.7        | 28           | 2.0         | 3            | 0.2         | 68           | 4.7        | 837           | 58.3        |
| Drug Trafficking             | 19,923        | 5,468                  | 27.4        | 68         | 0.3        | 4,104        | 20.6        | 1,638        | 8.2         | 973          | 4.9        | 7,672         | 38.5        |
| Firearms                     | 9,310         | 4,753                  | 51.1        | 73         | 0.8        | 482          | 5.2         | 9            | 0.1         | 350          | 3.8        | 3,643         | 39.1        |
| Fraud/Theft/Embezzlement     | 5,488         | 2,303                  | 42.0        | 63         | 1.1        | 714          | 13.0        | 9            | 0.2         | 179          | 3.3        | 2,220         | 40.5        |
| Immigration                  | 17,597        | 9,334                  | 53.0        | 23         | 0.1        | 204          | 1.2         | 4,933        | 28.0        | 887          | 5.0        | 2,216         | 12.6        |
| Money Laundering             | 1,191         | 310                    | 26.0        | 12         | 1.0        | 315          | 26.4        | 11           | 0.9         | 58           | 4.9        | 485           | 40.7        |
| Robbery                      | 1,444         | 542                    | 37.5        | 8          | 0.6        | 181          | 12.5        | 0            | 0.0         | 75           | 5.2        | 638           | 44.2        |
| Sex Abuse                    | 1,499         | 610                    | 40.7        | 16         | 1.1        | 85           | 5.7         | 0            | 0.0         | 75           | 5.0        | 713           | 47.6        |
| Other Miscellaneous Offenses | 6,009         | 2,976                  | 49.5        | 88         | 1.5        | 513          | 8.5         | 20           | 0.3         | 291          | 4.8        | 2,121         | 35.3        |

**Iowa**

| TYPE OF CRIME                | TOTAL      | WITHIN GUIDELINE RANGE |             | DEPARTURE |            |            |             |          |            |          |            | VARIANCE   |             |
|------------------------------|------------|------------------------|-------------|-----------|------------|------------|-------------|----------|------------|----------|------------|------------|-------------|
|                              |            | RANGE                  |             | UPWARD    |            | §5K1.1     |             | §5K3.1   |            | DOWNWARD |            |            |             |
|                              |            | N                      | %           | N         | %          | N          | %           | N        | %          | N        | %          | N          | %           |
| <b>Total</b>                 | <b>787</b> | <b>326</b>             | <b>41.4</b> | <b>18</b> | <b>2.3</b> | <b>109</b> | <b>13.9</b> | <b>0</b> | <b>0.0</b> | <b>8</b> | <b>1.0</b> | <b>326</b> | <b>41.4</b> |
| Child Pornography            | 42         | 11                     | 26.2        | 0         | 0.0        | 1          | 2.4         | 0        | 0.0        | 1        | 2.4        | 29         | 69.0        |
| Drug Trafficking             | 309        | 77                     | 24.9        | 2         | 0.6        | 84         | 27.2        | 0        | 0.0        | 3        | 1.0        | 143        | 46.3        |
| Firearms                     | 253        | 137                    | 54.2        | 10        | 4.0        | 13         | 5.1         | 0        | 0.0        | 3        | 1.2        | 90         | 35.6        |
| Fraud/Theft/Embezzlement     | 40         | 21                     | 52.5        | 0         | 0.0        | 4          | 10.0        | 0        | 0.0        | 0        | 0.0        | 15         | 37.5        |
| Immigration                  | 28         | 26                     | 92.9        | 0         | 0.0        | 0          | 0.0         | 0        | 0.0        | 0        | 0.0        | 2          | 7.1         |
| Money Laundering             | 5          | 2                      | 40.0        | 0         | 0.0        | 0          | 0.0         | 0        | 0.0        | 0        | 0.0        | 3          | 60.0        |
| Robbery                      | 7          | 5                      | 71.4        | 0         | 0.0        | 1          | 14.3        | 0        | 0.0        | 0        | 0.0        | 1          | 14.3        |
| Sex Abuse                    | 29         | 10                     | 34.5        | 2         | 6.9        | 1          | 3.4         | 0        | 0.0        | 0        | 0.0        | 16         | 55.2        |
| Other Miscellaneous Offenses | 74         | 37                     | 50.0        | 4         | 5.4        | 5          | 6.8         | 0        | 0.0        | 1        | 1.4        | 27         | 36.5        |

Of the 64,142 National cases, 246 were excluded because information was missing from the submitted documents that prevented the comparison of the sentence and the guideline range.

Of the 787 cases from the State of Iowa, no cases were excluded.

SOURCE: U.S. Sentencing Commission, 2022 Datafile, USSCFY22.