



Proposed Amendment on Sentencing Options

Public Data Briefing

Proposed Amendment on Sentencing Options



A

Changes to Part A of Chapter Five

B

Expansion of Zones B and C of the Sentencing Table

Current Zones



Zone A

Zone B

Zone C

Zone D

SENTENCING TABLE
(in months of imprisonment)

| Offense Level | Criminal History Category (Criminal History Points) | | | | | |
|---------------|---|----------------|------------------|-----------------|-------------------|--------------------|
| | I (0 or 1) | II (2 or 3) | III (4, 5, 6) | IV (7, 8, 9) | V (10, 11, 12) | VI (13 or more) |
| 1 | 0-6 | 0-6 | 0-6 | 0-6 | 0-6 | 0-6 |
| 2 | 0-6 | 0-6 | 0-6 | 0-6 | 0-6 | 1-7 |
| 3 | 0-6 | 0-6 | 0-6 | 0-6 | 2-8 | 3-9 |
| 4 | 0-6 | 0-6 | 0-6 | 2-8 | 4-10 | 6-12 |
| 5 | 0-6 | 0-6 | 1-7 | 4-10 | 6-12 | 9-15 |
| 6 | 0-6 | 1-7 | 2-8 | 6-12 | 9-15 | 12-18 |
| 7 | 0-6 | 2-8 | 4-10 | 8-14 | 12-18 | 15-21 |
| 8 | 0-6 | 4-10 | 6-12 | 10-16 | 15-21 | 18-24 |
| 9 | 4-10 | 6-12 | 8-14 | 12-18 | 18-24 | 21-27 |
| 10 | 6-12 | 8-14 | 10-16 | 15-21 | 21-27 | 24-30 |
| 11 | 8-14 | 10-16 | 12-18 | 18-24 | 24-30 | 27-33 |
| 12 | 10-16 | 12-18 | 15-21 | 21-27 | 27-33 | 30-37 |
| 13 | 12-18 | 15-21 | 18-24 | 24-30 | 30-37 | 33-41 |
| 14 | 15-21 | 18-24 | 21-27 | 27-33 | 33-41 | 37-46 |
| 15 | 18-24 | 21-27 | 24-30 | 30-37 | 37-46 | 41-51 |
| 16 | 21-27 | 24-30 | 27-33 | 33-41 | 41-51 | 46-57 |
| 17 | 24-30 | 27-33 | 30-37 | 37-46 | 46-57 | 51-63 |
| 18 | 27-33 | 30-37 | 33-41 | 41-51 | 51-63 | 57-71 |
| 19 | 30-37 | 33-41 | 37-46 | 46-57 | 57-71 | 63-78 |
| 20 | 33-41 | 37-46 | 41-51 | 51-63 | 63-78 | 70-87 |
| 21 | 37-46 | 41-51 | 46-57 | 57-71 | 70-87 | 77-96 |
| 22 | 41-51 | 46-57 | 51-63 | 63-78 | 77-96 | 84-105 |
| 23 | 46-57 | 51-63 | 57-71 | 70-87 | 84-105 | 92-115 |
| 24 | 51-63 | 57-71 | 63-78 | 77-96 | 92-115 | 100-125 |
| 25 | 57-71 | 63-78 | 70-87 | 84-105 | 100-125 | 110-137 |
| 26 | 63-78 | 70-87 | 78-97 | 92-115 | 110-137 | 120-150 |
| 27 | 70-87 | 78-97 | 87-108 | 100-125 | 120-150 | 130-162 |
| 28 | 78-97 | 87-108 | 97-121 | 110-137 | 130-162 | 140-175 |
| 29 | 87-108 | 97-121 | 108-135 | 121-151 | 140-175 | 151-188 |
| 30 | 97-121 | 108-135 | 121-151 | 135-168 | 151-188 | 168-210 |
| 31 | 108-135 | 121-151 | 135-168 | 151-188 | 168-210 | 188-235 |
| 32 | 121-151 | 135-168 | 151-188 | 168-210 | 188-235 | 210-262 |
| 33 | 135-168 | 151-188 | 168-210 | 188-235 | 210-262 | 235-293 |
| 34 | 151-188 | 168-210 | 188-235 | 210-262 | 235-293 | 262-327 |
| 35 | 168-210 | 188-235 | 210-262 | 235-293 | 262-327 | 292-365 |
| 36 | 188-235 | 210-262 | 235-293 | 262-327 | 292-365 | 324-405 |
| 37 | 210-262 | 235-293 | 262-327 | 292-365 | 324-405 | 360-life |
| 38 | 235-293 | 262-327 | 292-365 | 324-405 | 360-life | 360-life |
| 39 | 262-327 | 292-365 | 324-405 | 360-life | 360-life | 360-life |
| 40 | 292-365 | 324-405 | 360-life | 360-life | 360-life | 360-life |
| 41 | 324-405 | 360-life | 360-life | 360-life | 360-life | 360-life |
| 42 | 360-life | 360-life | 360-life | 360-life | 360-life | 360-life |
| 43 | life | life | life | life | life | life |

Proposed Zone Changes

Expand Zone B to include sentencing ranges from:

- Four to 57 months for Criminal History Category I.
- One to 18 months for the other criminal history categories.

Zone A

Zone B

SENTENCING TABLE
(in months of imprisonment)

| Offense Level | Criminal History Category (Criminal History Points) | | | | | |
|---------------|---|----------------|------------------|-----------------|-------------------|--------------------|
| | I (0 or 1) | II (2 or 3) | III (4, 5, 6) | IV (7, 8, 9) | V (10, 11, 12) | VI (13 or more) |
| 1 | 0-6 | 0-6 | 0-6 | 0-6 | 0-6 | 0-6 |
| 2 | 0-6 | 0-6 | 0-6 | 0-6 | 0-6 | 1-7 |
| 3 | 0-6 | 0-6 | 0-6 | 0-6 | 2-8 | 3-9 |
| 4 | 0-6 | 0-6 | 0-6 | 2-8 | 4-10 | 6-12 |
| 5 | 0-6 | 0-6 | 1-7 | 4-10 | 6-12 | 9-15 |
| 6 | 0-6 | 1-7 | 2-8 | 6-12 | 9-15 | 12-18 |
| 7 | 0-6 | 2-8 | 4-10 | 8-14 | 12-18 | 15-21 |
| 8 | 0-6 | 4-10 | 6-12 | 10-16 | 15-21 | 18-24 |
| 9 | 4-10 | 6-12 | 8-14 | 12-18 | 18-24 | 21-27 |
| 10 | 6-12 | 8-14 | 10-16 | 15-21 | 21-27 | 24-30 |
| 11 | 8-14 | 10-16 | 12-18 | 18-24 | 24-30 | 27-33 |
| 12 | 10-16 | 12-18 | 15-21 | 21-27 | 27-33 | 30-37 |
| 13 | 12-18 | 15-21 | 18-24 | 24-30 | 30-37 | 33-41 |
| 14 | 15-21 | 18-24 | 21-27 | 27-33 | 33-41 | 37-46 |
| 15 | 18-24 | 21-27 | 24-30 | 30-37 | 37-46 | 41-51 |
| 16 | 21-27 | 24-30 | 27-33 | 33-41 | 41-51 | 46-57 |
| 17 | 24-30 | 27-33 | 30-37 | 37-46 | 46-57 | 51-63 |
| 18 | 27-33 | 30-37 | 33-41 | 41-51 | 51-63 | 57-71 |
| 19 | 30-37 | 33-41 | 37-46 | 46-57 | 57-71 | 63-78 |
| 20 | 33-41 | 37-46 | 41-51 | 51-63 | 63-78 | 70-87 |
| 21 | 37-46 | 41-51 | 46-57 | 57-71 | 70-87 | 77-96 |
| 22 | 41-51 | 46-57 | 51-63 | 63-78 | 77-96 | 84-105 |
| 23 | 46-57 | 51-63 | 57-71 | 70-87 | 84-105 | 92-115 |
| 24 | 51-63 | 57-71 | 63-78 | 77-96 | 92-115 | 100-125 |
| 25 | 57-71 | 63-78 | 70-87 | 84-105 | 100-125 | 110-137 |
| 26 | 63-78 | 70-87 | 78-97 | 92-115 | 110-137 | 120-150 |
| 27 | 70-87 | 78-97 | 87-108 | 100-125 | 120-150 | 130-162 |
| 28 | 78-97 | 87-108 | 97-121 | 110-137 | 130-162 | 140-175 |
| 29 | 87-108 | 97-121 | 108-135 | 121-151 | 140-175 | 151-188 |
| 30 | 97-121 | 108-135 | 121-151 | 135-168 | 151-188 | 168-210 |
| 31 | 108-135 | 121-151 | 135-168 | 151-188 | 168-210 | 188-235 |
| 32 | 121-151 | 135-168 | 151-188 | 168-210 | 188-235 | 210-262 |
| 33 | 135-168 | 151-188 | 168-210 | 188-235 | 210-262 | 235-293 |
| 34 | 151-188 | 168-210 | 188-235 | 210-262 | 235-293 | 262-327 |
| 35 | 168-210 | 188-235 | 210-262 | 235-293 | 262-327 | 292-365 |
| 36 | 188-235 | 210-262 | 235-293 | 262-327 | 292-365 | 324-405 |
| 37 | 210-262 | 235-293 | 262-327 | 292-365 | 324-405 | 360-life |
| 38 | 235-293 | 262-327 | 292-365 | 324-405 | 360-life | 360-life |
| 39 | 262-327 | 292-365 | 324-405 | 360-life | 360-life | 360-life |
| 40 | 292-365 | 324-405 | 360-life | 360-life | 360-life | 360-life |
| 41 | 324-405 | 360-life | 360-life | 360-life | 360-life | 360-life |
| 42 | 360-life | 360-life | 360-life | 360-life | 360-life | 360-life |
| 43 | life | life | life | life | life | life |

Proposed Zone Changes

Expand Zone C to include sentencing ranges from:

- 51 to 108 months for Criminal History Category I;
- 15 to 24 months for Criminal History Categories II through IV;
- 15 to 21 months for Criminal History Categories V and VI

Zone A

Zone B

Zone C

Zone D

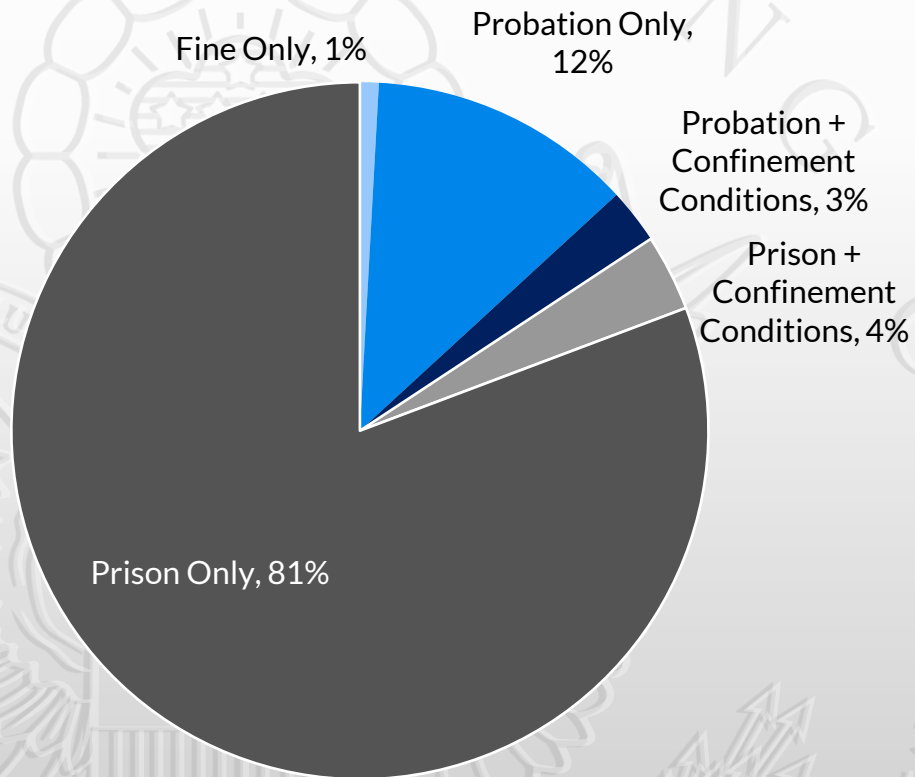
SENTENCING TABLE
(in months of imprisonment)

| Offense Level | Criminal History Category (Criminal History Points) | | | | | |
|---------------|---|----------------|------------------|-----------------|-------------------|--------------------|
| | I (0 or 1) | II (2 or 3) | III (4, 5, 6) | IV (7, 8, 9) | V (10, 11, 12) | VI (13 or more) |
| 1 | 0-6 | 0-6 | 0-6 | 0-6 | 0-6 | 0-6 |
| 2 | 0-6 | 0-6 | 0-6 | 0-6 | 0-6 | 1-7 |
| 3 | 0-6 | 0-6 | 0-6 | 0-6 | 2-8 | 3-9 |
| 4 | 0-6 | 0-6 | 0-6 | 2-8 | 4-10 | 6-12 |
| 5 | 0-6 | 0-6 | 1-7 | 4-10 | 6-12 | 9-15 |
| 6 | 0-6 | 1-7 | 2-8 | 6-12 | 9-15 | 12-18 |
| 7 | 0-6 | 2-8 | 4-10 | 8-14 | 12-18 | 15-21 |
| 8 | 0-6 | 4-10 | 6-12 | 10-16 | 15-21 | 18-24 |
| 9 | 4-10 | 6-12 | 8-14 | 12-18 | 18-24 | 21-27 |
| 10 | 6-12 | 8-14 | 10-16 | 15-21 | 21-27 | 24-30 |
| 11 | 8-14 | 10-16 | 12-18 | 18-24 | 24-30 | 27-33 |
| 12 | 10-16 | 12-18 | 15-21 | 21-27 | 27-33 | 30-37 |
| 13 | 12-18 | 15-21 | 18-24 | 24-30 | 30-37 | 33-41 |
| 14 | 15-21 | 18-24 | 21-27 | 27-33 | 33-41 | 37-46 |
| 15 | 18-24 | 21-27 | 24-30 | 30-37 | 37-46 | 41-51 |
| 16 | 21-27 | 24-30 | 27-33 | 33-41 | 41-51 | 46-57 |
| 17 | 24-30 | 27-33 | 30-37 | 37-46 | 46-57 | 51-63 |
| 18 | 27-33 | 30-37 | 33-41 | 41-51 | 51-63 | 57-71 |
| 19 | 30-37 | 33-41 | 37-46 | 46-57 | 57-71 | 63-78 |
| 20 | 33-41 | 37-46 | 41-51 | 51-63 | 63-78 | 70-87 |
| 21 | 37-46 | 41-51 | 46-57 | 57-71 | 70-87 | 77-96 |
| 22 | 41-51 | 46-57 | 51-63 | 63-78 | 77-96 | 84-105 |
| 23 | 46-57 | 51-63 | 57-71 | 70-87 | 84-105 | 92-115 |
| 24 | 51-63 | 57-71 | 63-78 | 77-96 | 92-115 | 100-125 |
| 25 | 57-71 | 63-78 | 70-87 | 84-105 | 100-125 | 110-137 |
| 26 | 63-78 | 70-87 | 78-97 | 92-115 | 110-137 | 120-150 |
| 27 | 70-87 | 78-97 | 87-108 | 100-125 | 120-150 | 130-162 |
| 28 | 78-97 | 87-108 | 97-121 | 110-137 | 130-162 | 140-175 |
| 29 | 87-108 | 97-121 | 108-135 | 121-151 | 140-175 | 151-188 |
| 30 | 97-121 | 108-135 | 121-151 | 135-168 | 151-188 | 168-210 |
| 31 | 108-135 | 121-151 | 135-168 | 151-188 | 168-210 | 188-235 |
| 32 | 121-151 | 135-168 | 151-188 | 168-210 | 188-235 | 210-262 |
| 33 | 135-168 | 151-188 | 168-210 | 188-235 | 210-262 | 235-293 |
| 34 | 151-188 | 168-210 | 188-235 | 210-262 | 235-293 | 262-327 |
| 35 | 168-210 | 188-235 | 210-262 | 235-293 | 262-327 | 292-365 |
| 36 | 188-235 | 210-262 | 235-293 | 262-327 | 292-365 | 324-405 |
| 37 | 210-262 | 235-293 | 262-327 | 292-365 | 324-405 | 360-life |
| 38 | 235-293 | 262-327 | 292-365 | 324-405 | 360-life | 360-life |
| 39 | 262-327 | 292-365 | 324-405 | 360-life | 360-life | 360-life |
| 40 | 292-365 | 324-405 | 360-life | 360-life | 360-life | 360-life |
| 41 | 324-405 | 360-life | 360-life | 360-life | 360-life | 360-life |
| 42 | 360-life | 360-life | 360-life | 360-life | 360-life | 360-life |
| 43 | life | life | life | life | life | life |

Type of Sentence Imposed for Individuals Eligible for Probation

Fiscal Year 2024

(N = 27,656)

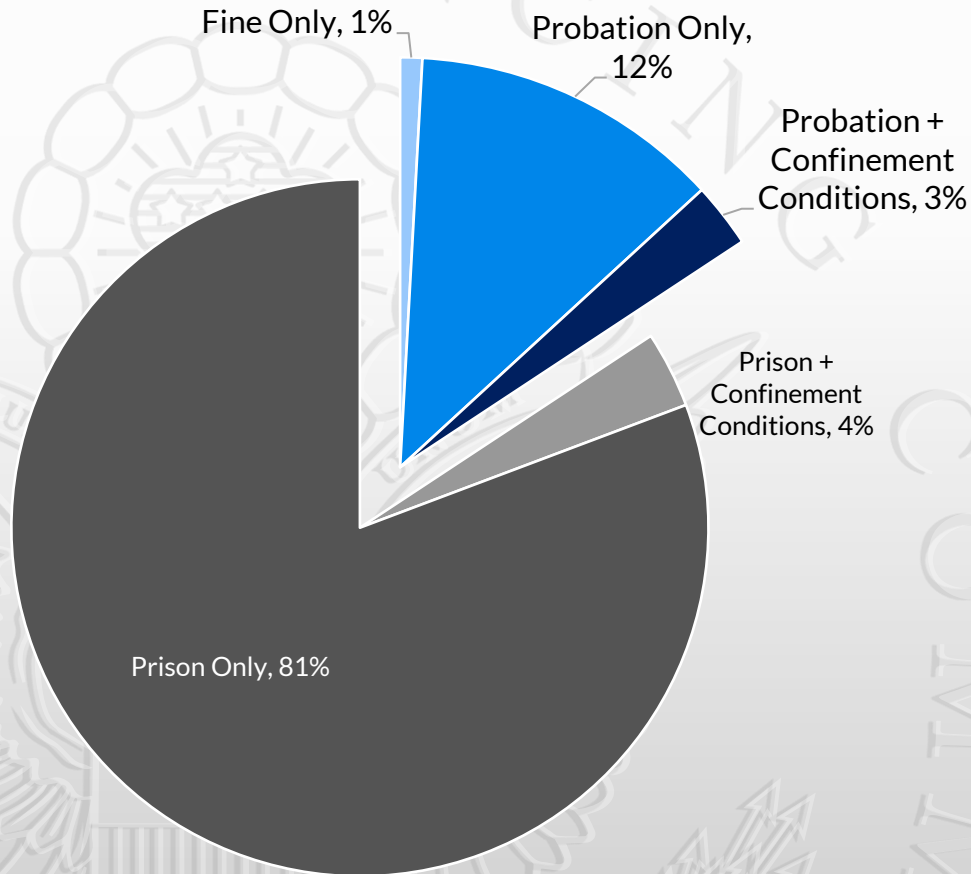


This analysis includes United States citizens sentenced in fiscal year 2024 with complete sentencing information who were statutorily eligible for probation. Non-U.S. citizens were excluded from analysis.

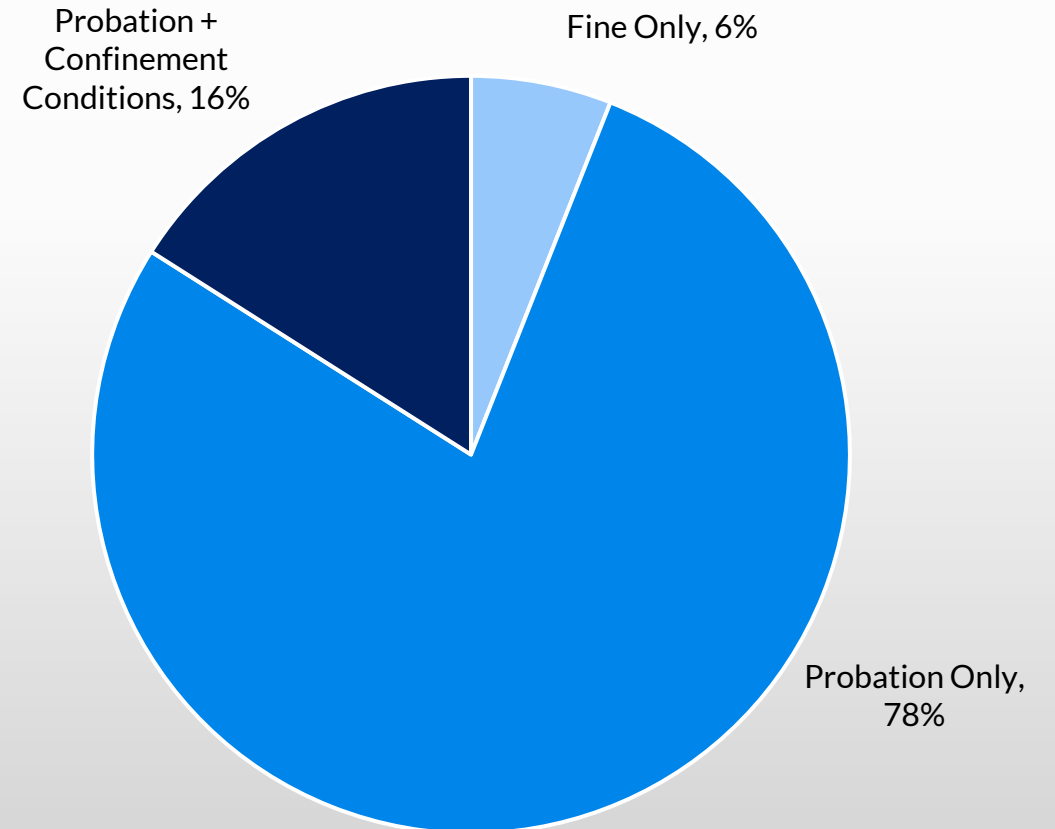
Type of Sentence Imposed for Individuals Eligible for Probation

Fiscal Year 2024

(N = 27,656)

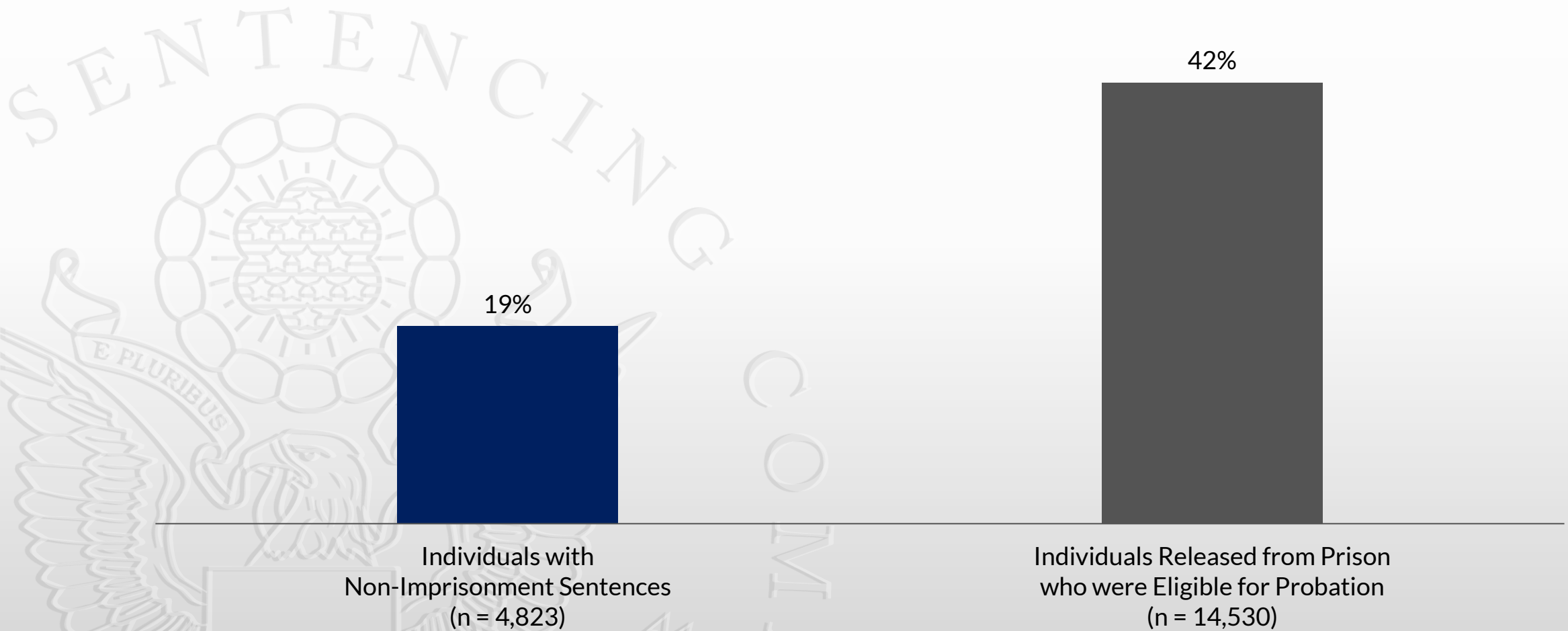


(N = 4,347)



This analysis includes United States citizens sentenced in fiscal year 2024 with complete sentencing information who were statutorily eligible for probation. Non-U.S. citizens were excluded from analysis.

Rearrest Rates for Individuals with Non-Imprisonment Sentences or Released from Federal Prison in 2015



This analysis includes United States citizens who were statutorily eligible for probation and began serving a non-imprisonment sentence or were released from custody in 2015 with complete sentencing information. Non-U.S. citizens and individuals who were not eligible for probation were excluded from analysis. In this analysis, recidivism is defined as rearrest for either a new crime or a supervision violation (but excludes arrests for minor traffic offenses).

Rearrest Rates for Individuals with Non-Imprisonment Sentences by Cell on the Sentencing Table

| | Offense Level | Criminal History Category | | | | | |
|--------|---------------|---------------------------|-----|-----|-----|---|----|
| | | I | II | III | IV | V | VI |
| Zone A | 1 | - | - | - | - | - | - |
| | 2 | 24% | 30% | - | - | - | - |
| | 3 | 18% | - | - | - | - | - |
| | 4 | 24% | 42% | 42% | 56% | - | - |
| | 5 | 3% | - | - | - | - | - |
| | 6 | 23% | 45% | 55% | - | - | - |
| | 7 | 20% | 18% | 85% | - | - | - |
| | 8 | 15% | 26% | 55% | - | - | - |
| Zone B | 9 | 12% | 31% | - | - | - | - |
| | 10 | 12% | 29% | 44% | 27% | - | - |
| | 11 | 16% | - | - | - | - | - |
| Zone C | 12 | 9% | 32% | 42% | - | - | - |
| | 13 | 12% | 41% | 48% | - | - | - |
| Zone D | 14 | 11% | - | - | - | - | - |
| | 15 | 11% | 33% | 39% | - | - | - |
| | 16 | 7% | - | - | - | - | - |
| | 17 | 8% | 35% | 25% | - | - | - |
| | 18 | 10% | - | - | - | - | - |
| | 19 | 15% | 10% | - | - | - | - |
| | 20 | 4% | - | - | - | - | - |
| | 21 | 8% | 8% | 17% | - | - | - |
| | 22 | 14% | - | - | - | - | - |
| | 23 | 21% | 18% | - | - | - | - |
| | 24 | - | - | - | - | - | - |
| | 25 | 18% | - | - | - | - | - |
| | 26 | - | - | - | - | - | - |
| | 27 | 9% | - | - | - | - | - |
| | 28 | 22% | - | - | - | - | - |
| | 29 | 9% | - | - | - | - | - |

This analysis includes United States citizens who were statutorily eligible for probation and began serving a non-imprisonment sentence in 2015 with complete sentencing information. Non-U.S. citizens and individuals who were not eligible for probation were excluded from analysis. Rates are not presented for cells with fewer than ten individuals.

Current Zones

Zone A

Zone B

Zone C

Zone D

SENTENCING TABLE

(in months of imprisonment)

| Offense Level | Criminal History Category (Criminal History Points) | | | | | |
|---------------|---|----------------|------------------|-----------------|-------------------|--------------------|
| | I (0 or 1) | II (2 or 3) | III (4, 5, 6) | IV (7, 8, 9) | V (10, 11, 12) | VI (13 or more) |
| 1 | 0-6 | 0-6 | 0-6 | 0-6 | 0-6 | 0-6 |
| 2 | 0-6 | 0-6 | 0-6 | 0-6 | 0-6 | 1-7 |
| 3 | 0-6 | 0-6 | 0-6 | 0-6 | 2-8 | 3-9 |
| 4 | 0-6 | 0-6 | 0-6 | 2-8 | 4-10 | 6-12 |
| 5 | 0-6 | 0-6 | 1-7 | 4-10 | 6-12 | 9-15 |
| 6 | 0-6 | 1-7 | 2-8 | 6-12 | 9-15 | 12-18 |
| 7 | 0-6 | 2-8 | 4-10 | 8-14 | 12-18 | 15-21 |
| 8 | 0-6 | 4-10 | 6-12 | 10-16 | 15-21 | 18-24 |
| 9 | 4-10 | 6-12 | 8-14 | 12-18 | 18-24 | 21-27 |
| 10 | 6-12 | 8-14 | 10-16 | 15-21 | 21-27 | 24-30 |
| 11 | 8-14 | 10-16 | 12-18 | 18-24 | 24-30 | 27-33 |
| 12 | 10-16 | 12-18 | 15-21 | 21-27 | 27-33 | 30-37 |
| 13 | 12-18 | 15-21 | 18-24 | 24-30 | 30-37 | 33-41 |
| 14 | 15-21 | 18-24 | 21-27 | 27-33 | 33-41 | 37-46 |
| 15 | 18-24 | 21-27 | 24-30 | 30-37 | 37-46 | 41-51 |
| 16 | 21-27 | 24-30 | 27-33 | 33-41 | 41-51 | 46-57 |
| 17 | 24-30 | 27-33 | 30-37 | 37-46 | 46-57 | 51-63 |
| 18 | 27-33 | 30-37 | 33-41 | 41-51 | 51-63 | 57-71 |
| 19 | 30-37 | 33-41 | 37-46 | 46-57 | 57-71 | 63-78 |
| 20 | 33-41 | 37-46 | 41-51 | 51-63 | 63-78 | 70-87 |
| 21 | 37-46 | 41-51 | 46-57 | 57-71 | 70-87 | 77-96 |
| 22 | 41-51 | 46-57 | 51-63 | 63-78 | 77-96 | 84-105 |
| 23 | 46-57 | 51-63 | 57-71 | 70-87 | 84-105 | 92-115 |
| 24 | 51-63 | 57-71 | 63-78 | 77-96 | 92-115 | 100-125 |
| 25 | 57-71 | 63-78 | 70-87 | 84-105 | 100-125 | 110-137 |
| 26 | 63-78 | 70-87 | 78-97 | 92-115 | 110-137 | 120-150 |
| 27 | 70-87 | 78-97 | 87-108 | 100-125 | 120-150 | 130-162 |
| 28 | 78-97 | 87-108 | 97-121 | 110-137 | 130-162 | 140-175 |
| 29 | 87-108 | 97-121 | 108-135 | 121-151 | 140-175 | 151-188 |
| 30 | 97-121 | 108-135 | 121-151 | 135-168 | 151-188 | 168-210 |
| 31 | 108-135 | 121-151 | 135-168 | 151-188 | 168-210 | 188-235 |
| 32 | 121-151 | 135-168 | 151-188 | 168-210 | 188-235 | 210-262 |
| 33 | 135-168 | 151-188 | 168-210 | 188-235 | 210-262 | 235-293 |
| 34 | 151-188 | 168-210 | 188-235 | 210-262 | 235-293 | 262-327 |
| 35 | 168-210 | 188-235 | 210-262 | 235-293 | 262-327 | 292-365 |
| 36 | 188-235 | 210-262 | 235-293 | 262-327 | 292-365 | 324-405 |
| 37 | 210-262 | 235-293 | 262-327 | 292-365 | 324-405 | 360-life |
| 38 | 235-293 | 262-327 | 292-365 | 324-405 | 360-life | 360-life |
| 39 | 262-327 | 292-365 | 324-405 | 360-life | 360-life | 360-life |
| 40 | 292-365 | 324-405 | 360-life | 360-life | 360-life | 360-life |
| 41 | 324-405 | 360-life | 360-life | 360-life | 360-life | 360-life |
| 42 | 360-life | 360-life | 360-life | 360-life | 360-life | 360-life |
| 43 | life | life | life | life | life | life |

Proposed Zone Changes

Proposed Zone B includes 6,864 additional individuals who are statutorily eligible for probation and who are currently in Zones C or D.

Proposed Zone C includes 4,061 individuals who are not subject to a mandatory minimum sentence and who are currently in Zone D.

Zone A

Zone B

Zone C

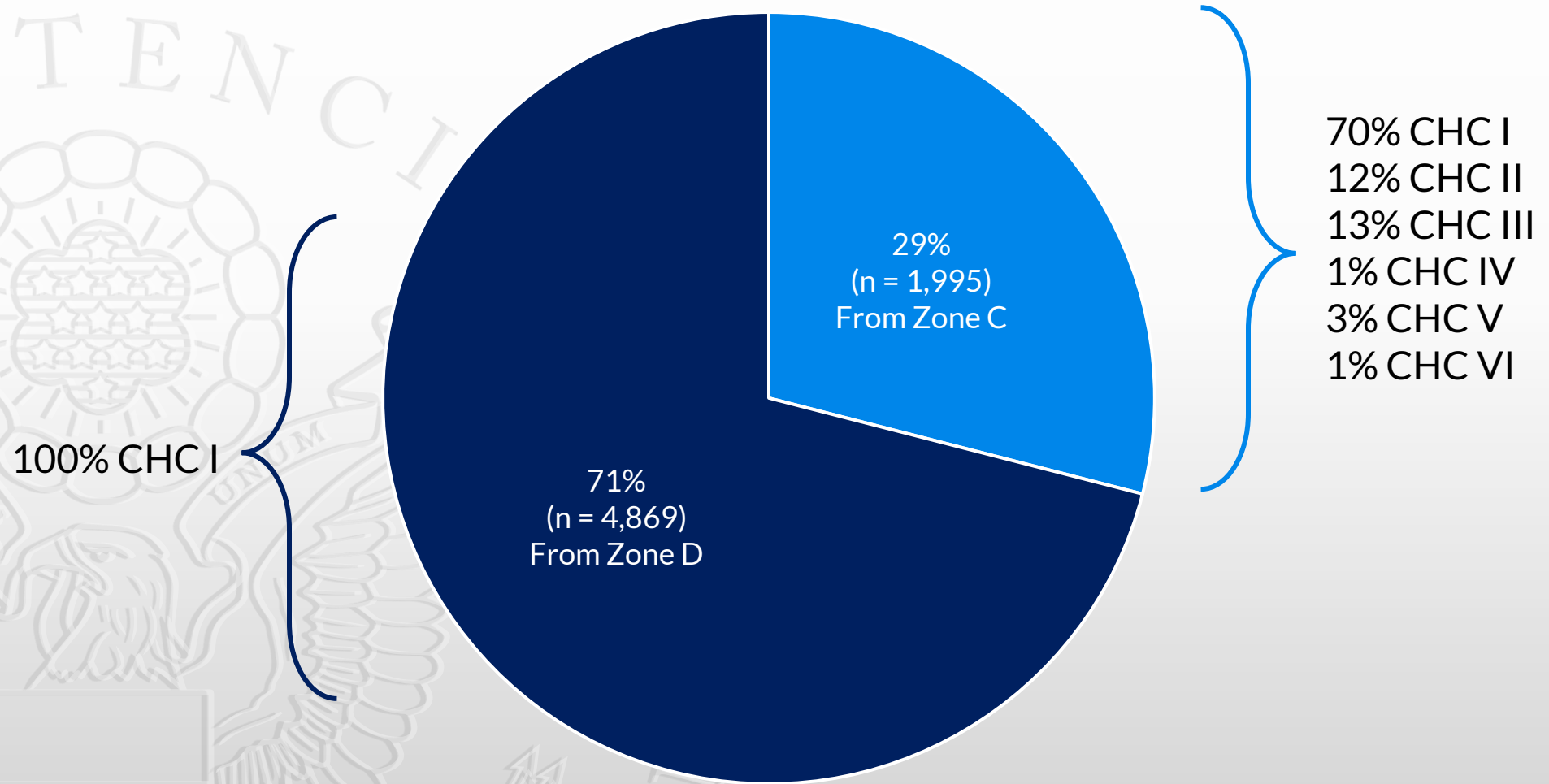
Zone D

SENTENCING TABLE
(in months of imprisonment)

| Offense Level | Criminal History Category (Criminal History Points) | | | | | |
|---------------|---|----------------|------------------|-----------------|-------------------|--------------------|
| | I (0 or 1) | II (2 or 3) | III (4, 5, 6) | IV (7, 8, 9) | V (10, 11, 12) | VI (13 or more) |
| 1 | 0-6 | 0-6 | 0-6 | 0-6 | 0-6 | 0-6 |
| 2 | 0-6 | 0-6 | 0-6 | 0-6 | 0-6 | 1-7 |
| 3 | 0-6 | 0-6 | 0-6 | 0-6 | 2-8 | 3-9 |
| 4 | 0-6 | 0-6 | 0-6 | 2-8 | 4-10 | 6-12 |
| 5 | 0-6 | 0-6 | 1-7 | 4-10 | 6-12 | 9-15 |
| 6 | 0-6 | 1-7 | 2-8 | 6-12 | 9-15 | 12-18 |
| 7 | 0-6 | 2-8 | 4-10 | 8-14 | 12-18 | 15-21 |
| 8 | 0-6 | 4-10 | 6-12 | 10-16 | 15-21 | 18-24 |
| 9 | 4-10 | 6-12 | 8-14 | 12-18 | 18-24 | 21-27 |
| 10 | 6-12 | 8-14 | 10-16 | 15-21 | 21-27 | 24-30 |
| 11 | 8-14 | 10-16 | 12-18 | 18-24 | 24-30 | 27-33 |
| 12 | 10-16 | 12-18 | 15-21 | 21-27 | 27-33 | 30-37 |
| 13 | 12-18 | 15-21 | 18-24 | 24-30 | 30-37 | 33-41 |
| 14 | 15-21 | 18-24 | 21-27 | 27-33 | 33-41 | 37-46 |
| 15 | 18-24 | 21-27 | 24-30 | 30-37 | 37-46 | 41-51 |
| 16 | 21-27 | 24-30 | 27-33 | 33-41 | 41-51 | 46-57 |
| 17 | 24-30 | 27-33 | 30-37 | 37-46 | 46-57 | 51-63 |
| 18 | 27-33 | 30-37 | 33-41 | 41-51 | 51-63 | 57-71 |
| 19 | 30-37 | 33-41 | 37-46 | 46-57 | 57-71 | 63-78 |
| 20 | 33-41 | 37-46 | 41-51 | 51-63 | 63-78 | 70-87 |
| 21 | 37-46 | 41-51 | 46-57 | 57-71 | 70-87 | 77-96 |
| 22 | 41-51 | 46-57 | 51-63 | 63-78 | 77-96 | 84-105 |
| 23 | 46-57 | 51-63 | 57-71 | 70-87 | 84-105 | 92-115 |
| 24 | 51-63 | 57-71 | 63-78 | 77-96 | 92-115 | 100-125 |
| 25 | 57-71 | 63-78 | 70-87 | 84-105 | 100-125 | 110-137 |
| 26 | 63-78 | 70-87 | 78-97 | 92-115 | 110-137 | 120-150 |
| 27 | 70-87 | 78-97 | 87-108 | 100-125 | 120-150 | 130-162 |
| 28 | 78-97 | 87-108 | 97-121 | 110-137 | 130-162 | 140-175 |
| 29 | 87-108 | 97-121 | 108-135 | 121-151 | 140-175 | 151-188 |
| 30 | 97-121 | 108-135 | 121-151 | 135-168 | 151-188 | 168-210 |
| 31 | 108-135 | 121-151 | 135-168 | 151-188 | 168-210 | 188-235 |
| 32 | 121-151 | 135-168 | 151-188 | 168-210 | 188-235 | 210-262 |
| 33 | 135-168 | 151-188 | 168-210 | 188-235 | 210-262 | 235-293 |
| 34 | 151-188 | 168-210 | 188-235 | 210-262 | 235-293 | 262-327 |
| 35 | 168-210 | 188-235 | 210-262 | 235-293 | 262-327 | 292-365 |
| 36 | 188-235 | 210-262 | 235-293 | 262-327 | 292-365 | 324-405 |
| 37 | 210-262 | 235-293 | 262-327 | 292-365 | 324-405 | 360-life |
| 38 | 235-293 | 262-327 | 292-365 | 324-405 | 360-life | 360-life |
| 39 | 262-327 | 292-365 | 324-405 | 360-life | 360-life | 360-life |
| 40 | 292-365 | 324-405 | 360-life | 360-life | 360-life | 360-life |
| 41 | 324-405 | 360-life | 360-life | 360-life | 360-life | 360-life |
| 42 | 360-life | 360-life | 360-life | 360-life | 360-life | 360-life |
| 43 | life | life | life | life | life | life |

This analysis includes United States citizens sentenced in fiscal year 2024 with complete sentencing information who had a guideline range that falls within the proposed zone expansion. Zone B analysis includes all U.S. Citizens who were statutorily eligible for probation. Zone C analysis includes all U.S. citizens who were not subject to a mandatory minimum penalty. Non-U.S. citizens were excluded from analysis.

Probation-Eligible United States Citizens Affected by Proposed Zone B Expansion



Zone B analysis includes United States citizens sentenced in fiscal year 2024 with complete sentencing information who were statutorily eligible for probation and had a guideline range that falls within the proposed zone expansion. Non-U.S. citizens were excluded from analysis.

Individual Characteristics for Individuals Impacted by the Proposed Zone B Expansion

| Individual Characteristics | Current Zone B (n = 1,937) | Individuals Who Move Into Proposed Zone B (n = 6,864) | Proposed Zone B (n = 8,801) |
|----------------------------|-------------------------------|--|--------------------------------|
| Race | | | |
| White | 29% | 32% | 31% |
| Black | 26% | 28% | 27% |
| Hispanic | 38% | 32% | 33% |
| Other | 7% | 9% | 8% |
| Gender | | | |
| Male | 70% | 75% | 74% |
| Female | 30% | 25% | 26% |
| Age | | | |
| 20 Years Old and Younger | 4% | 5% | 5% |
| 21–25 Years Old | 14% | 17% | 17% |
| 26–30 Years Old | 17% | 14% | 15% |
| 31–35 Years Old | 14% | 13% | 13% |
| 36–40 Years Old | 11% | 10% | 10% |
| 41–50 Years Old | 19% | 18% | 19% |
| 51–60 Years Old | 12% | 14% | 13% |
| 61 Years Old and Older | 8% | 9% | 9% |

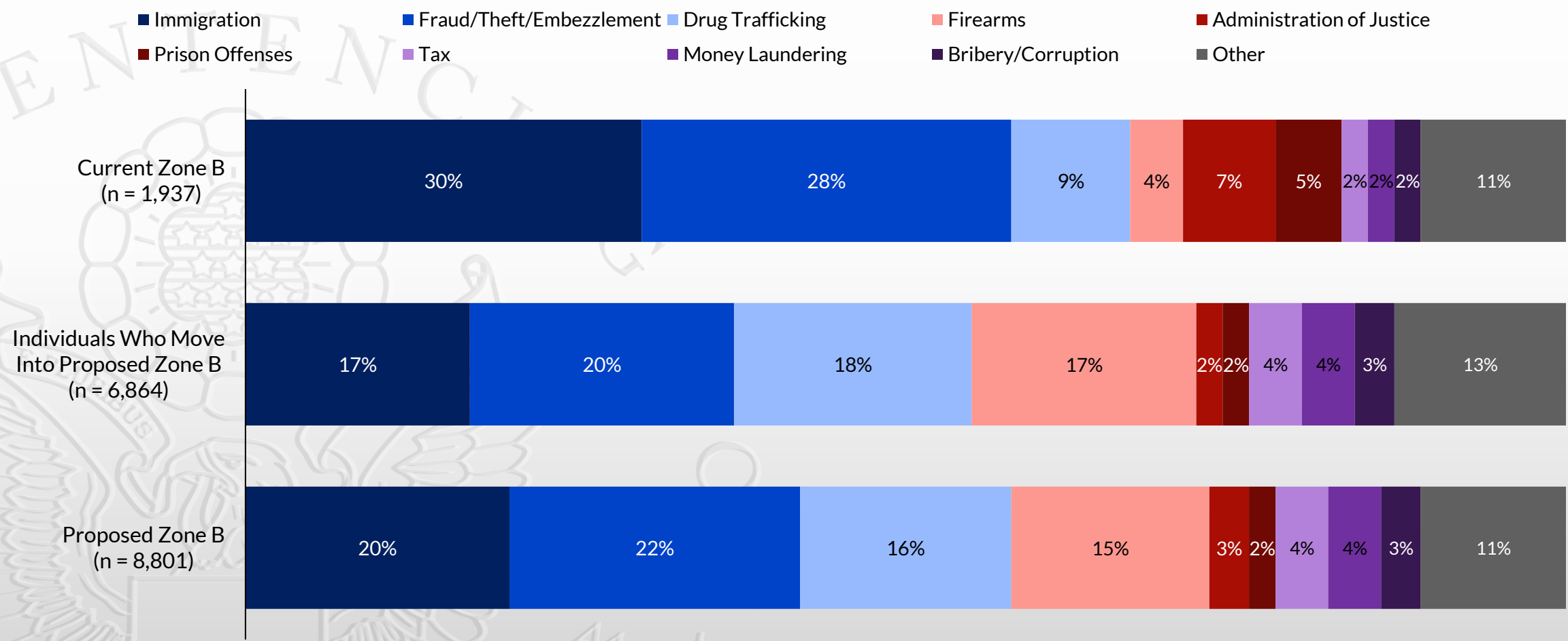
Zone B analysis includes United States citizens sentenced in fiscal year 2024 with complete sentencing information who were statutorily eligible for probation and had a guideline range that falls within the proposed zone expansion. Non-U.S. citizens were excluded from analysis.

Individual Characteristics for Individuals Impacted by the Proposed Zone B Expansion

| Individual Characteristics | Current Zone B (n = 1,937) | Individuals Who Move Into Proposed Zone B (n = 6,864) | Proposed Zone B (n = 8,801) |
|--------------------------------|-------------------------------|--|--------------------------------|
| Education | | | |
| Less Than High School Graduate | 26% | 23% | 23% |
| High School Graduate | 34% | 34% | 34% |
| Some College | 27% | 28% | 28% |
| College Graduate | 13% | 15% | 15% |
| Criminal History | | | |
| Category I | 69% | 91% | 86% |
| Category II | 18% | 4% | 7% |
| Category III | 8% | 4% | 5% |
| Category IV | 3% | 0% | 1% |
| Category V | 1% | 1% | 1% |
| Category VI | 1% | 0% | 0.5% |
| Zero Point Adjustment | | | |
| Zero Point Adjustment | 54% | 49% | 50% |
| No Zero Point Adjustment | 46% | 51% | 50% |
| Prior Violent History | | | |
| Prior Violent Convictions | 22% | 15% | 17% |
| No Prior Violent Convictions | 78% | 85% | 83% |

Zone B analysis includes United States citizens sentenced in fiscal year 2024 with complete sentencing information who were statutorily eligible for probation and had a guideline range that falls within the proposed zone expansion. Non-U.S. citizens were excluded from analysis.

Crime Type for Individuals Impacted by the Proposed Zone B Expansion



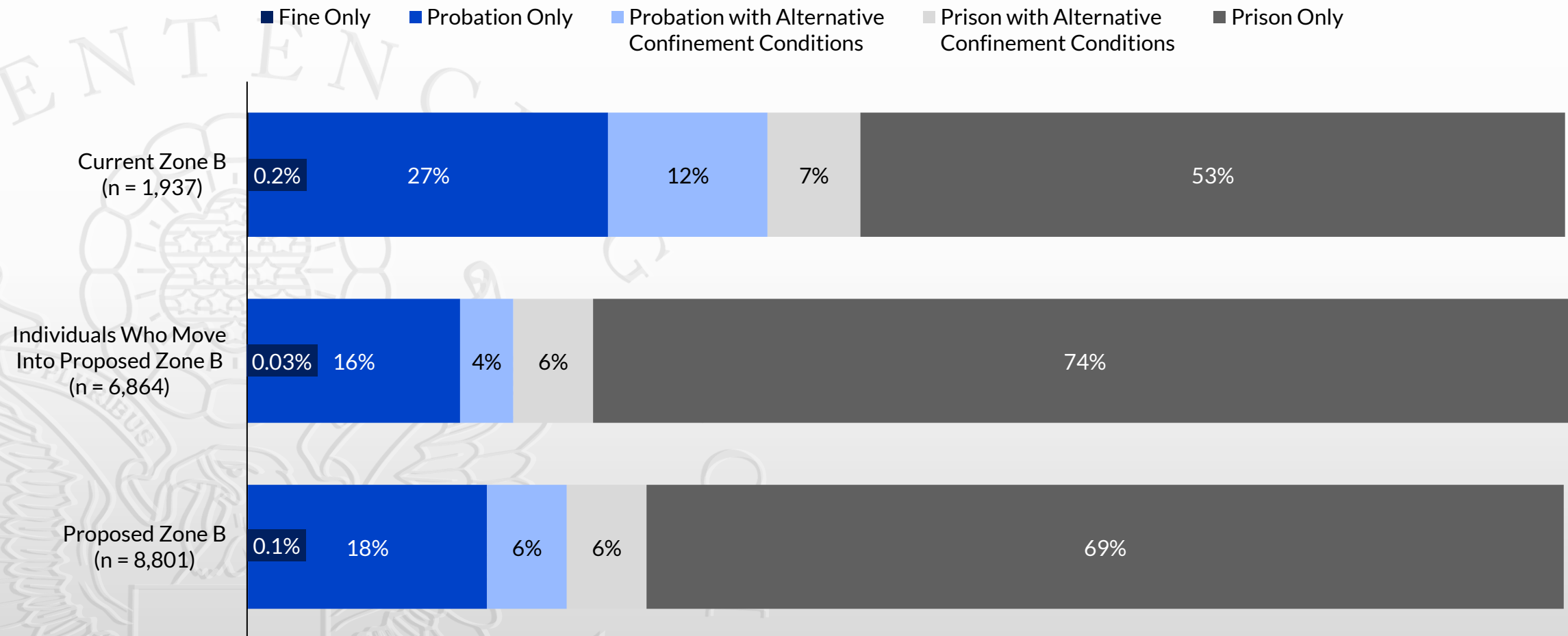
Zone B analysis includes United States citizens sentenced in fiscal year 2024 with complete sentencing information who were statutorily eligible for probation and had a guideline range that falls within the proposed zone expansion. Non-U.S. citizens were excluded from analysis.

Select Offense Characteristics for Individuals Impacted by the Proposed Zone B Expansion

| Offense Characteristics | Current Zone B (n = 1,937) | Individuals Who Move Into Proposed Zone B (n = 6,864) | Proposed Zone B (n = 8,801) |
|---------------------------------------|-------------------------------|--|--------------------------------|
| Received Mitigating Role Adjustment | 12% | 11% | 11% |
| Received Aggravating Role Adjustment | 0.4% | 3% | 3% |
| Received Weapon SOC or 924(c) | 1% | 8% | 6% |
| Convicted of a Violent Offense | 5% | 12% | 11% |
| Received Acceptance of Responsibility | 96% | 94% | 94% |
| Received Substantial Assistance | 6% | 13% | 11% |

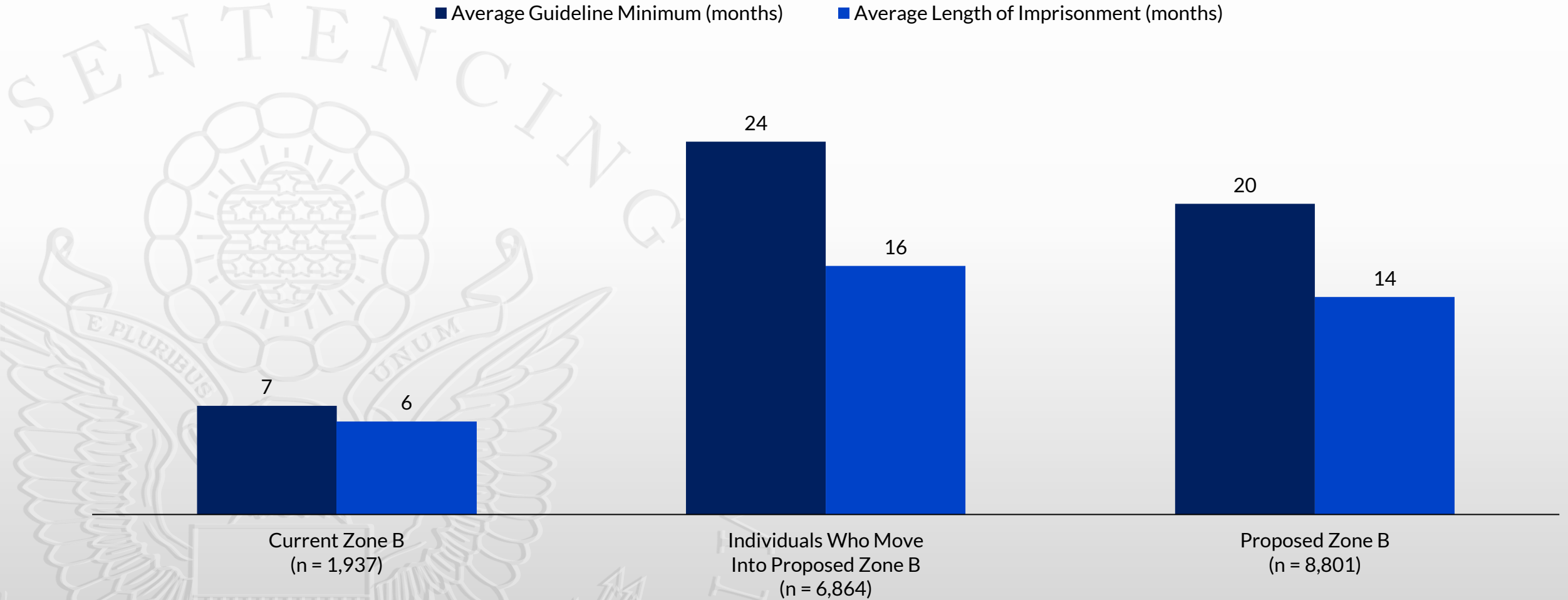
Zone B analysis includes United States citizens sentenced in fiscal year 2024 with complete sentencing information who were statutorily eligible for probation and had a guideline range that falls within the proposed zone expansion. Non-U.S. citizens were excluded from analysis.

Type of Sentence Imposed for Individuals Impacted by the Proposed Zone B Expansion



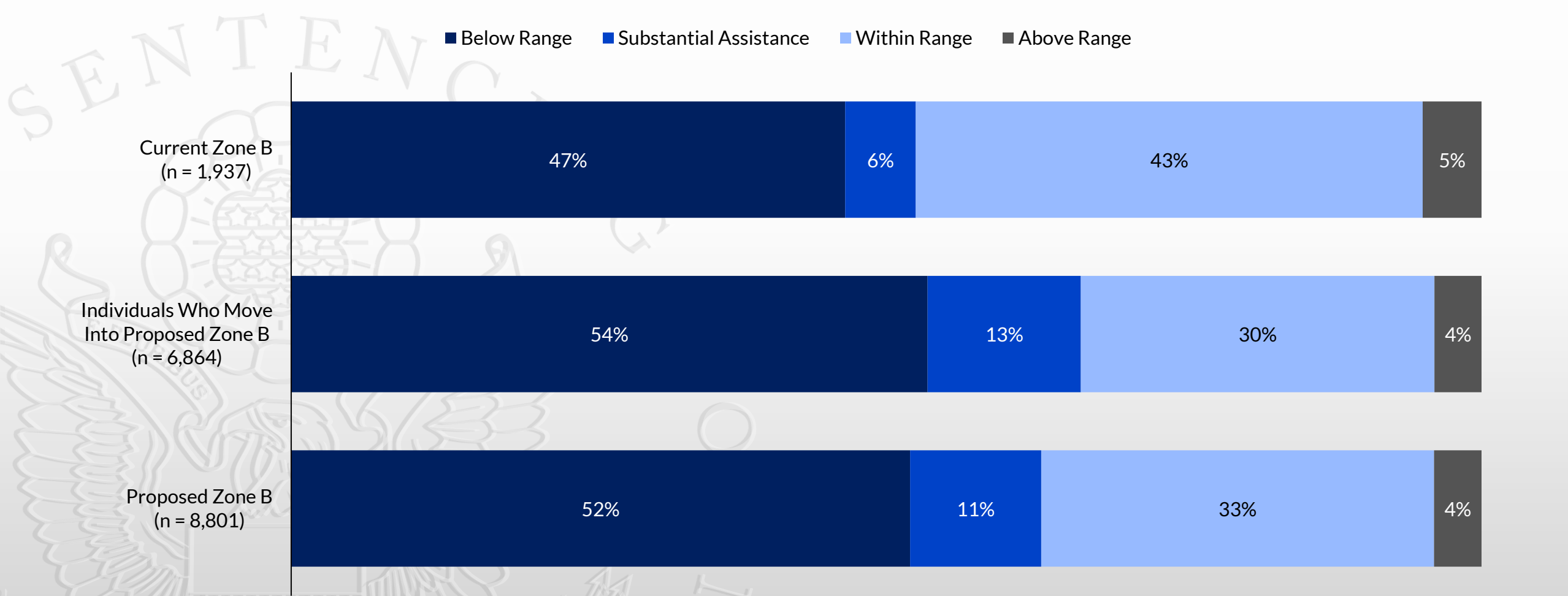
Zone B analysis includes United States citizens sentenced in fiscal year 2024 with complete sentencing information who were statutorily eligible for probation and had a guideline range that falls within the proposed zone expansion. Non-U.S. citizens were excluded from analysis.

Average Guideline Minimum and Length of Imprisonment for Individuals Impacted by the Proposed Zone B Expansion



Zone B analysis includes United States citizens sentenced in fiscal year 2024 with complete sentencing information who were statutorily eligible for probation and had a guideline range that falls within the proposed zone expansion. Non-U.S. citizens were excluded from analysis.

Sentence Relative to the Guideline Range for Individuals Impacted by the Proposed Zone B Expansion



Zone B analysis includes United States citizens sentenced in fiscal year 2024 with complete sentencing information who were statutorily eligible for probation and had a guideline range that falls within the proposed zone expansion. Non-U.S. citizens were excluded from analysis.

Individual Characteristics for Individuals Impacted by the Proposed Zone C Expansion

| Individual Characteristics | Current Zone C (n = 2,101) | Proposed Zone C (n = 4,061) |
|----------------------------|-------------------------------|--------------------------------|
| Race | | |
| White | 28% | 32% |
| Black | 31% | 26% |
| Hispanic | 33% | 35% |
| Other | 7% | 7% |
| Gender | | |
| Male | 74% | 80% |
| Female | 26% | 20% |
| Age | | |
| 20 Years Old and Younger | 5% | 4% |
| 21–25 Years Old | 18% | 15% |
| 26–30 Years Old | 15% | 15% |
| 31–35 Years Old | 14% | 16% |
| 36–40 Years Old | 12% | 12% |
| 41–50 Years Old | 18% | 19% |
| 51–60 Years Old | 11% | 12% |
| 61 Years Old and Older | 6% | 7% |

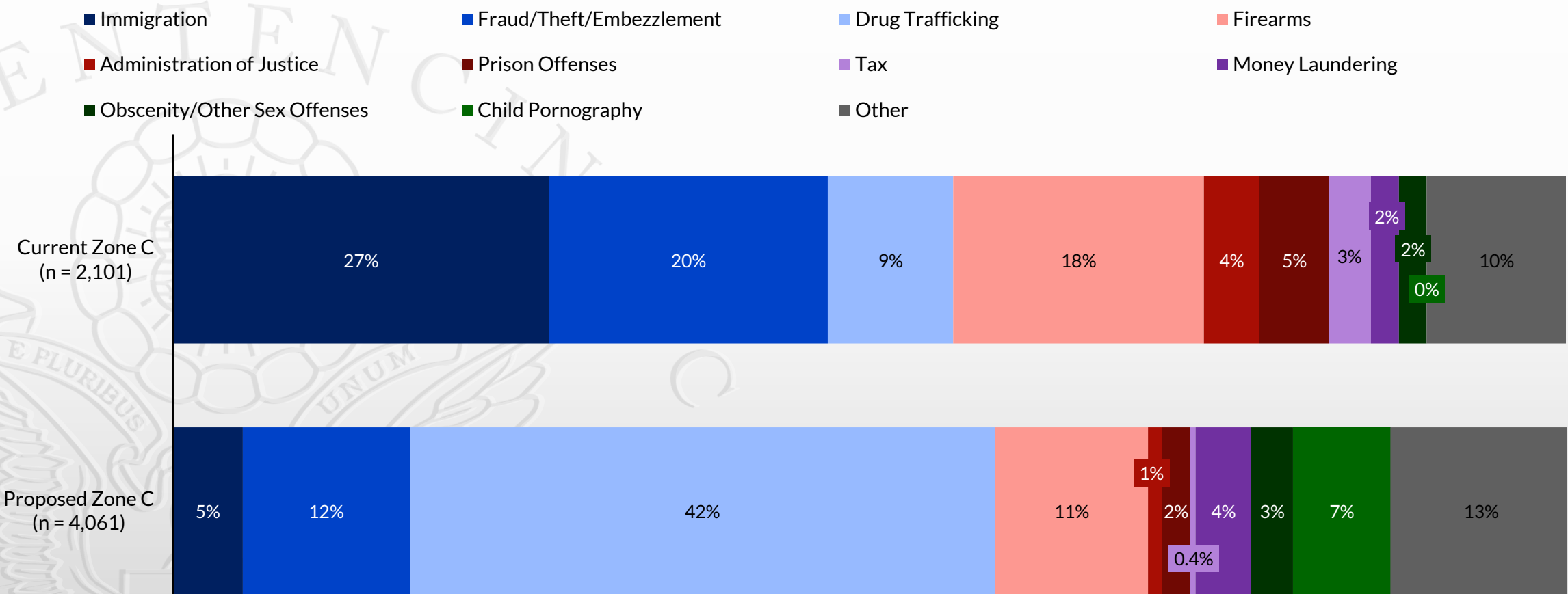
Zone C analysis includes United States citizens sentenced in fiscal year 2024 with complete sentencing information who had a guideline range that falls within the proposed zone expansion. Non-U.S. citizens and individuals who were subject to a mandatory minimum penalty were excluded from analysis.

Individual Characteristics for Individuals Impacted by the Proposed Zone C Expansion

| Individual Characteristics | Current Zone C (n = 2,101) | Proposed Zone C (n = 4,061) |
|--------------------------------|-------------------------------|--------------------------------|
| Education | | |
| Less Than High School Graduate | 26% | 26% |
| High School Graduate | 38% | 36% |
| Some College | 27% | 25% |
| College Graduate | 9% | 13% |
| Criminal History | | |
| Category I | 70% | 74% |
| Category II | 12% | 7% |
| Category III | 13% | 14% |
| Category IV | 1% | 3% |
| Category V | 3% | 0.2% |
| Category VI | 1% | 2% |
| Zero Point Adjustment | | |
| Zero Point Adjustment | 41% | 36% |
| No Zero Point Adjustment | 59% | 64% |
| Prior Violent History | | |
| Prior Violent Convictions | 23% | 23% |
| No Prior Violent Convictions | 77% | 77% |

Zone C analysis includes United States citizens sentenced in fiscal year 2024 with complete sentencing information who had a guideline range that falls within the proposed zone expansion. Non-U.S. citizens and individuals who were subject to a mandatory minimum penalty were excluded from analysis.

Crime Type for Individuals Impacted by the Proposed Zone C Expansion



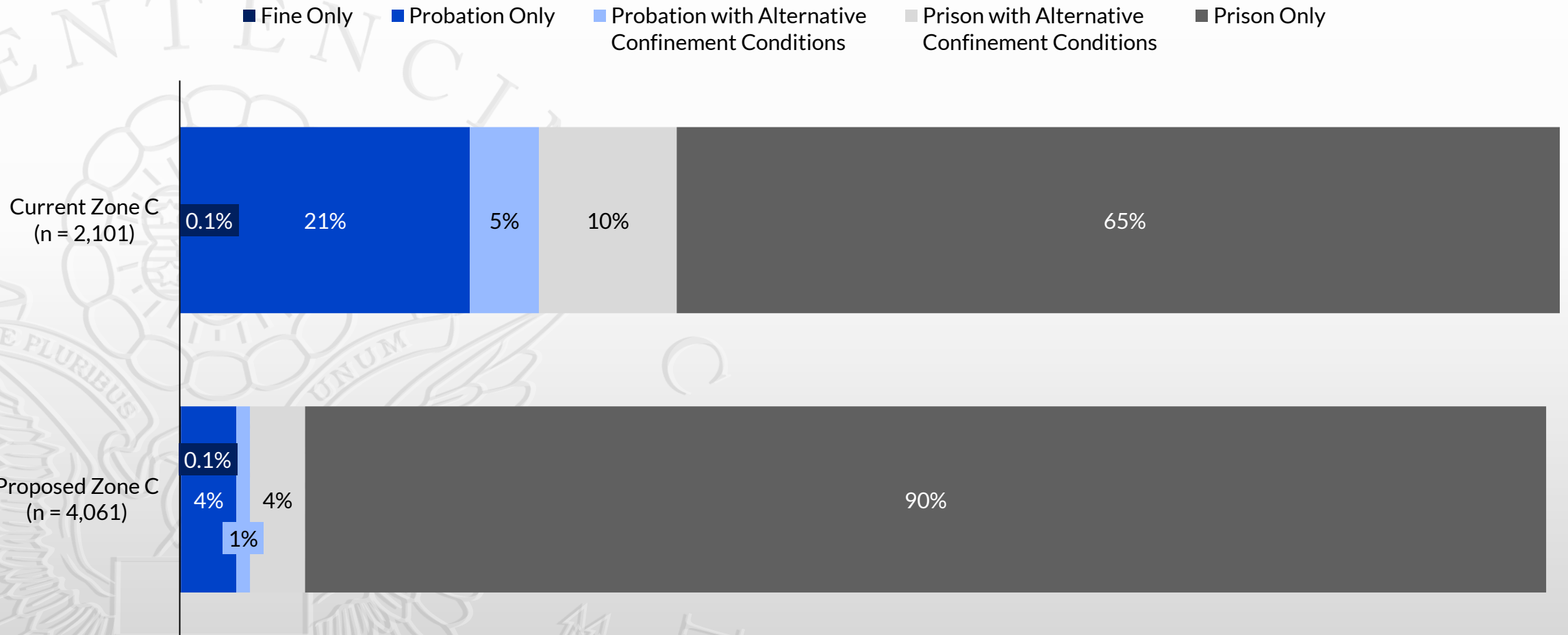
Zone C analysis includes United States citizens sentenced in fiscal year 2024 with complete sentencing information who had a guideline range that falls within the proposed zone expansion. Non-U.S. citizens and individuals who were subject to a mandatory minimum penalty were excluded from analysis.

Select Offense Characteristics for Individuals Impacted by the Proposed Zone C Expansion

| Offense Characteristics | Current Zone C (n = 2,101) | Proposed Zone C (n = 4,061) |
|---------------------------------------|-------------------------------|--------------------------------|
| Received Mitigating Role Adjustment | 8% | 17% |
| Received Aggravating Role Adjustment | 2% | 5% |
| Received Weapon SOC or 924(c) | 4% | 12% |
| Convicted of a Violent Offense | 6% | 12% |
| Received Acceptance of Responsibility | 97% | 95% |
| Received Substantial Assistance | 8% | 16% |

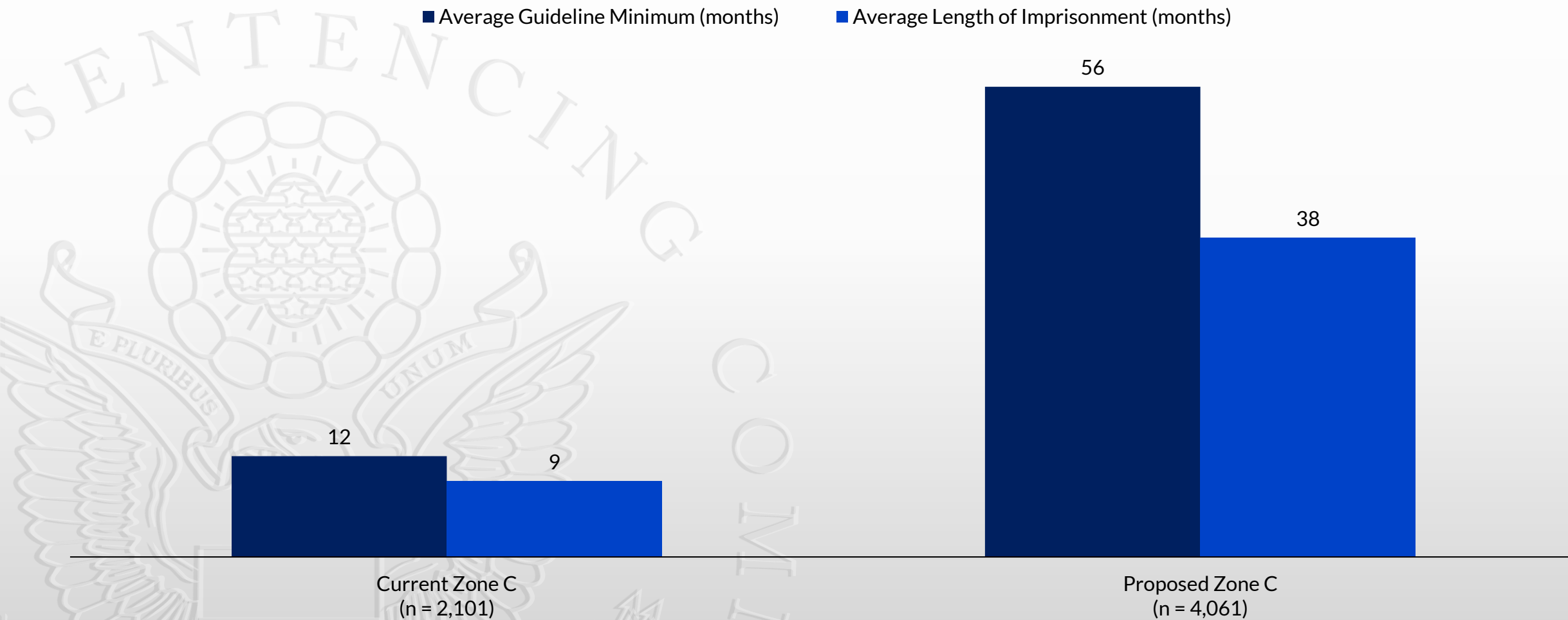
Zone C analysis includes United States citizens sentenced in fiscal year 2024 with complete sentencing information who had a guideline range that falls within the proposed zone expansion. Non-U.S. citizens and individuals who were subject to a mandatory minimum penalty were excluded from analysis.

Type of Sentence Imposed for Individuals Impacted by the Proposed Zone C Expansion



Zone C analysis includes United States citizens sentenced in fiscal year 2024 with complete sentencing information who had a guideline range that falls within the proposed zone expansion. Non-U.S. citizens and individuals who were subject to a mandatory minimum penalty were excluded from analysis.

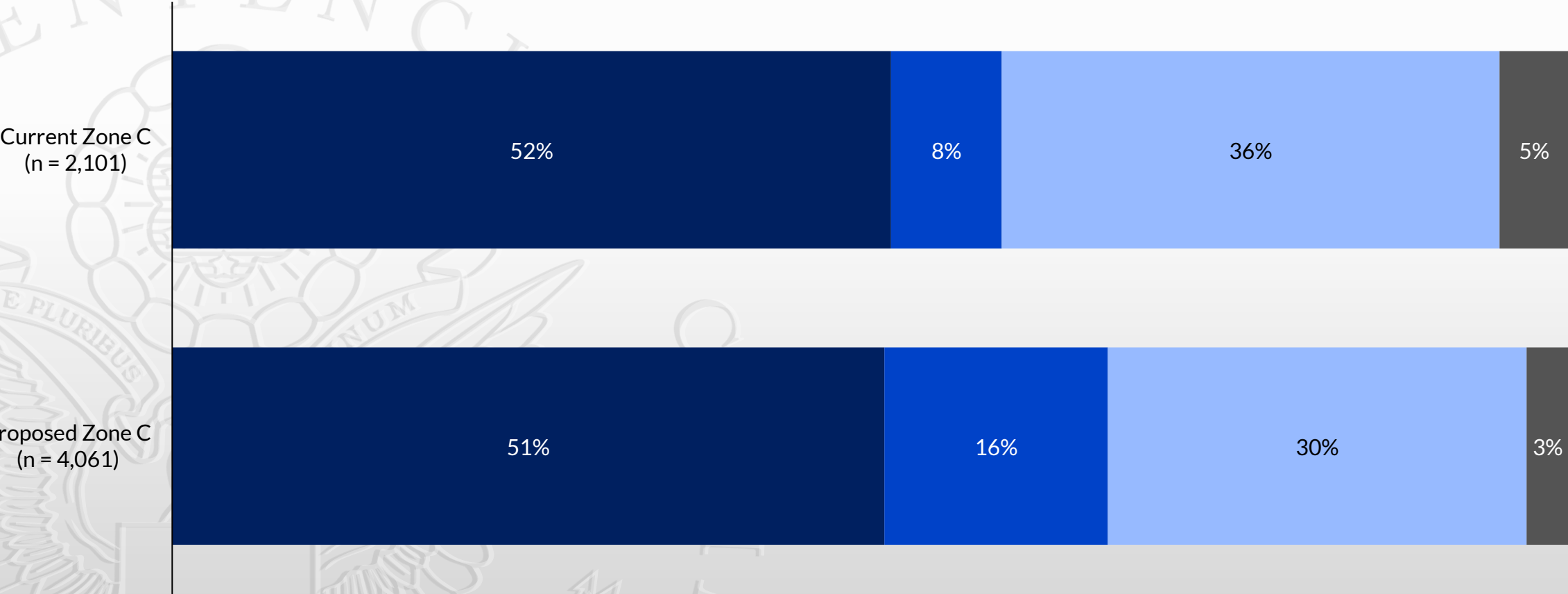
Average Guideline Minimum and Length of Imprisonment for Individuals Impacted by the Proposed Zone C Expansion



Zone C analysis includes United States citizens sentenced in fiscal year 2024 with complete sentencing information who had a guideline range that falls within the proposed zone expansion. Non-U.S. citizens and individuals who were subject to a mandatory minimum penalty were excluded from analysis.

Sentence Relative to the Guideline Range for Individuals Impacted by the Proposed Zone C Expansion

■ Below Range ■ Substantial Assistance ■ Within Range ■ Above Range



Zone C analysis includes United States citizens sentenced in fiscal year 2024 with complete sentencing information who had a guideline range that falls within the proposed zone expansion. Non-U.S. citizens and individuals who were subject to a mandatory minimum penalty were excluded from analysis.



The Commission is accepting public comment on this proposal through March 18, 2026.

comment.ussc.gov

United States Sentencing Commission
Attention: Public Affairs
One Columbus Circle, NE
Suite 2-500, South Lobby
Washington, DC 20002-8002