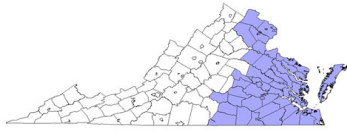


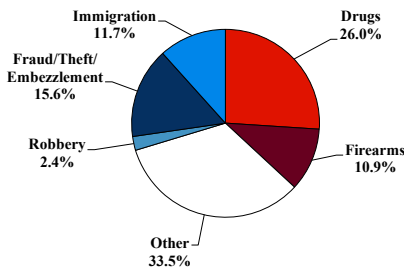
# District at a Glance

## Eastern District of Virginia

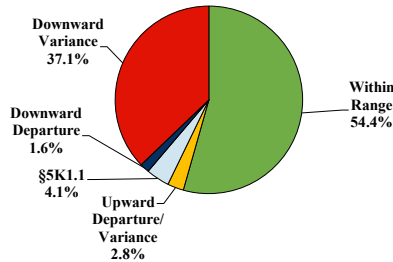
### Fiscal Year 2025



#### Type of Crime



#### Sentence Imposed Relative to the Guideline Range



#### SENTENCING INFORMATION BY TYPE OF CRIME

	TOTAL	Immigration	Drug Trafficking	Firearms	Fraud/Theft /Embezzle	Robbery	Child Porn	Money Laundering	All Other
<b>Total</b>	<b>884</b>	<b>103</b>	<b>227</b>	<b>96</b>	<b>138</b>	<b>21</b>	<b>31</b>	<b>20</b>	<b>248</b>
Mean Sentence (months)	63	6	109	59	28	131	108	62	55
Median Sentence (months)	27	3	90	48	21	108	72	39	0

#### IMPRISONMENT

	TOTAL	Immigration	Drug Trafficking	Firearms	Fraud/Theft /Embezzle	Robbery	Child Porn	Money Laundering	All Other
<b>Total Receiving Imprisonment</b>	<b>709</b>	<b>102</b>	<b>223</b>	<b>93</b>	<b>120</b>	<b>21</b>	<b>31</b>	<b>18</b>	<b>101</b>
Prison Only	692	102	217	92	116	20	31	17	97
Up to 12 Months	146	79	6	3	33	0	1	1	23
13 to 60 Months	250	23	56	61	65	0	12	7	26
61 to 120 Months	147	0	76	20	16	10	11	7	7
Over 120 Months	149	0	79	8	2	10	7	2	41
Prison and Alternatives	17	0	6	1	4	1	0	1	4

#### PROBATION

	TOTAL	Immigration	Drug Trafficking	Firearms	Fraud/Theft /Embezzle	Robbery	Child Porn	Money Laundering	All Other
<b>Total Receiving Probation</b>	<b>137</b>	<b>1</b>	<b>4</b>	<b>3</b>	<b>17</b>	<b>0</b>	<b>0</b>	<b>2</b>	<b>110</b>
Probation Only	121	1	3	1	11	0	0	2	103
Probation and Alternatives	16	0	1	2	6	0	0	0	7

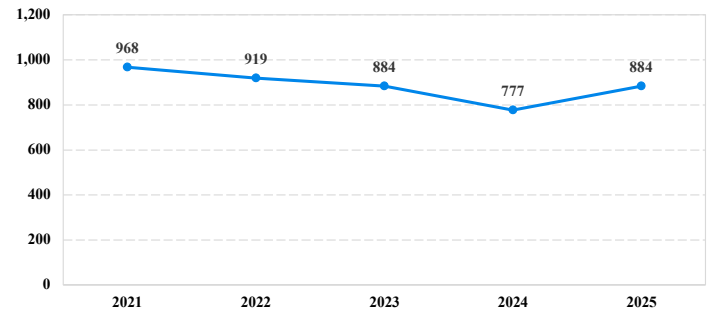
#### FINE ONLY

<b>Total</b>	<b>38</b>	<b>0</b>	<b>0</b>	<b>0</b>	<b>1</b>	<b>0</b>	<b>0</b>	<b>0</b>	<b>37</b>
--------------	-----------	----------	----------	----------	----------	----------	----------	----------	-----------

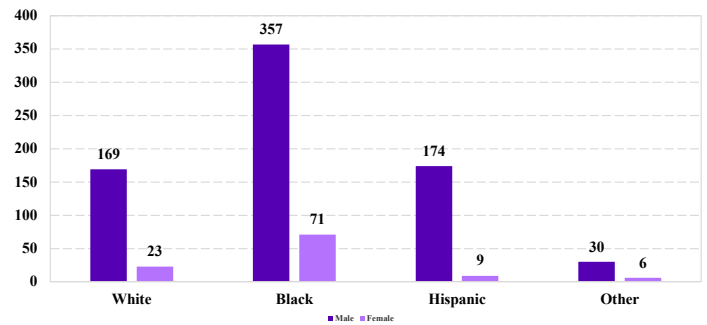
Cases with indeterminable sentence terms are excluded from the calculation of the Mean Sentence or Median Sentence category. Sentences greater than 470 months and probation were included in the sentence average computations as 470 months and zero months, respectively. Cases in the Total Receiving Imprisonment, Total Receiving Probation, and Fine Only categories total 100 percent of all cases. Cases missing information required for a specific analysis were excluded from that analysis. Descriptions of variables used in this analysis are provided in Appendix A.

SOURCE: U.S. Sentencing Commission, 2021 - 2025 Datafiles, USSCFY21 - USSCFY25.

#### Number of Sentenced Individuals Over Time



#### Race and Gender



#### Citizenship, Guilty Pleas, and Trials

