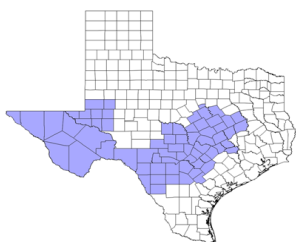


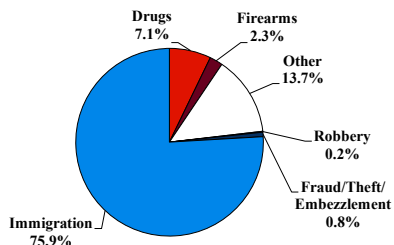
# District at a Glance

## Western District of Texas

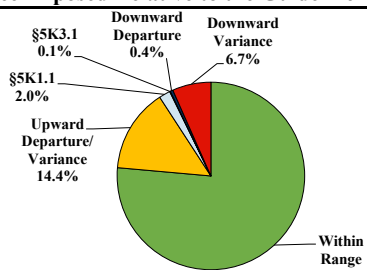
### Fiscal Year 2025



#### Type of Crime



#### Sentence Imposed Relative to the Guideline Range



#### SENTENCING INFORMATION BY TYPE OF CRIME

	TOTAL	Immigration	Drug Trafficking	Firearms	Fraud/Theft /Embezzle	Robbery	Child Porn	Money Laundering	All Other
<b>Total</b>	<b>10,416</b>	<b>7,909</b>	<b>738</b>	<b>239</b>	<b>82</b>	<b>18</b>	<b>39</b>	<b>35</b>	<b>1,356</b>
Mean Sentence (months)	20	12	96	46	22	95	132	66	13
Median Sentence (months)	7	7	70	37	6	65	120	15	0

#### IMPRISONMENT

<b>Total Receiving Imprisonment</b>	<b>9,739</b>	<b>7,328</b>	<b>714</b>	<b>227</b>	<b>60</b>	<b>18</b>	<b>39</b>	<b>28</b>	<b>1,325</b>
Prison Only	9,549	7,237	648	216	59	17	37	26	1,309
Up to 12 Months	5,987	4,743	21	19	26	1	0	6	1,171
13 to 60 Months	2,949	2,411	263	137	26	6	9	11	86
61 to 120 Months	349	74	180	49	5	8	12	5	16
Over 120 Months	264	9	184	11	2	2	16	4	36
Prison and Alternatives	190	91	66	11	1	1	2	2	16

#### PROBATION

<b>Total Receiving Probation</b>	<b>676</b>	<b>581</b>	<b>24</b>	<b>12</b>	<b>22</b>	<b>0</b>	<b>0</b>	<b>7</b>	<b>30</b>
Probation Only	642	561	18	9	20	0	0	6	28
Probation and Alternatives	34	20	6	3	2	0	0	1	2

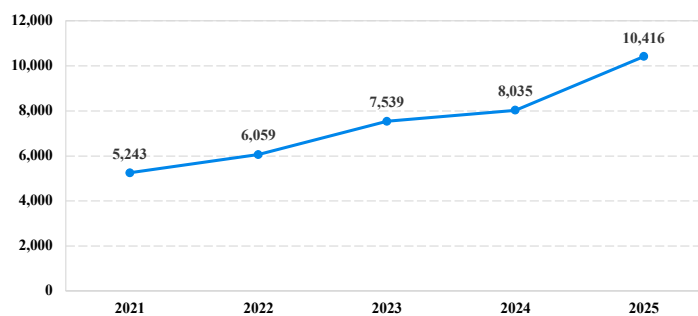
#### FINE ONLY

<b>Total</b>	<b>1</b>	<b>0</b>	<b>0</b>	<b>0</b>	<b>0</b>	<b>0</b>	<b>0</b>	<b>0</b>	<b>1</b>
--------------	----------	----------	----------	----------	----------	----------	----------	----------	----------

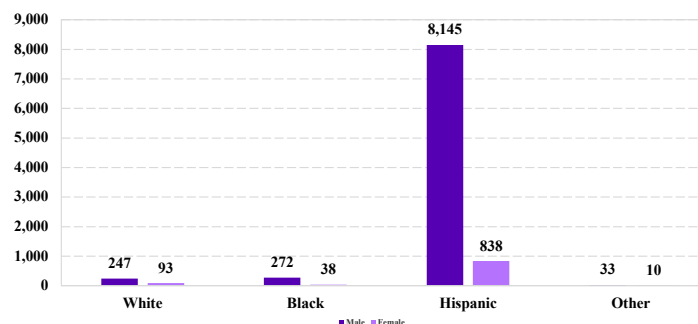
Cases with indeterminable sentence terms are excluded from the calculation of the Mean Sentence or Median Sentence category. Sentences greater than 470 months and probation were included in the sentence average computations as 470 months and zero months, respectively. Cases in the Total Receiving Imprisonment, Total Receiving Probation, and Fine Only categories total 100 percent of all cases. Cases missing information required for a specific analysis were excluded from that analysis. Descriptions of variables used in this analysis are provided in Appendix A.

SOURCE: U.S. Sentencing Commission, 2021 - 2025 Datafiles, USSCFY21 - USSCFY25.

#### Number of Sentenced Individuals Over Time



#### Race and Gender



#### Citizenship, Guilty Pleas, and Trials

