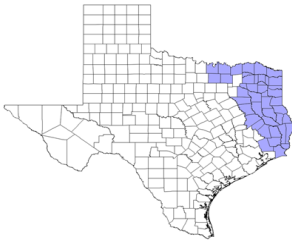


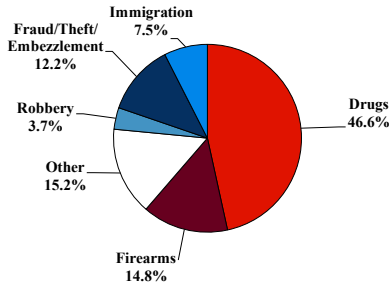
District at a Glance

Eastern District of Texas

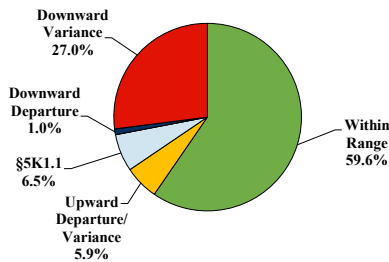
Fiscal Year 2025



Type of Crime



Sentence Imposed Relative to the Guideline Range



SENTENCING INFORMATION BY TYPE OF CRIME

	TOTAL	Immigration	Drug Trafficking	Firearms	Fraud/Theft /Embezzle	Robbery	Child Porn	Money Laundering	All Other
Total	1,015	76	471	150	124	38	16	58	82
Mean Sentence (months)	89	25	116	50	21	116	162	124	112
Median Sentence (months)	60	20	108	46	14	108	143	52	24

IMPRISONMENT

Total Receiving Imprisonment	935	73	467	144	81	38	16	50	66
Prison Only	930	72	466	143	80	38	16	50	65
Up to 12 Months	53	17	2	7	15	0	0	3	9
13 to 60 Months	373	52	115	98	54	5	0	21	28
61 to 120 Months	271	3	187	35	11	19	6	5	5
Over 120 Months	233	0	162	3	0	14	10	21	23
Prison and Alternatives	5	1	1	1	1	0	0	0	1

PROBATION

Total Receiving Probation	80	3	4	6	43	0	0	8	16
Probation Only	73	2	3	6	40	0	0	7	15
Probation and Alternatives	7	1	1	0	3	0	0	1	1

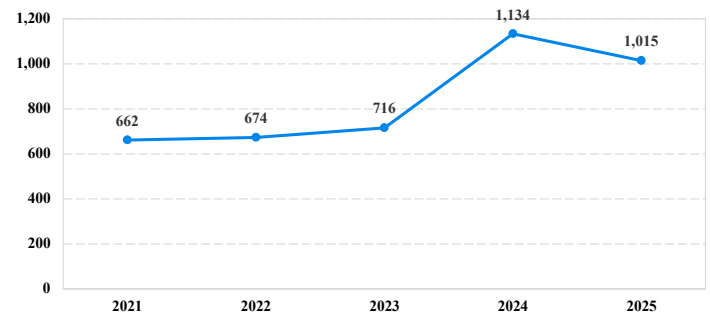
FINE ONLY

Total	0	0	0	0	0	0	0	0	0
--------------	----------	----------	----------	----------	----------	----------	----------	----------	----------

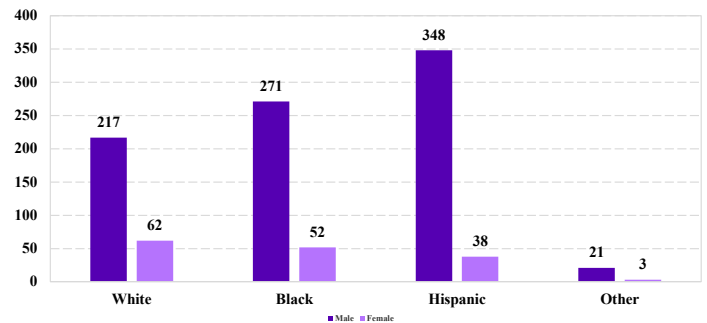
Cases with indeterminable sentence terms are excluded from the calculation of the Mean Sentence or Median Sentence category. Sentences greater than 470 months and probation were included in the sentence average computations as 470 months and zero months, respectively. Cases in the Total Receiving Imprisonment, Total Receiving Probation, and Fine Only categories total 100 percent of all cases. Cases missing information required for a specific analysis were excluded from that analysis. Descriptions of variables used in this analysis are provided in Appendix A.

SOURCE: U.S. Sentencing Commission, 2021 - 2025 Datafiles, USSCFY21 - USSCFY25.

Number of Sentenced Individuals Over Time



Race and Gender



Citizenship, Guilty Pleas, and Trials

