

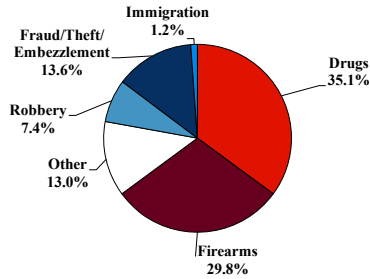
District at a Glance

Western District of Tennessee

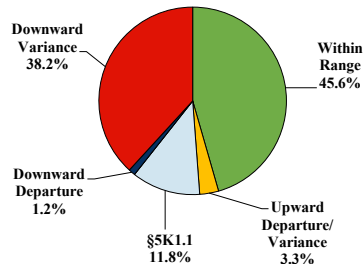
Fiscal Year 2025



Type of Crime



Sentence Imposed Relative to the Guideline Range



SENTENCING INFORMATION BY TYPE OF CRIME

	TOTAL	Immigration	Drug Trafficking	Firearms	Fraud/Theft /Embezzle	Robbery	Child Porn	Money Laundering	All Other
Total	339	4	119	101	46	25	6	5	33
Mean Sentence (months)	84	8	106	68	21	127	114	53	118
Median Sentence (months)	63	5	96	51	13	105	120	50	60

IMPRISONMENT

Total Receiving Imprisonment	325	3	116	99	42	25	6	5	29
Prison Only	316	3	115	99	36	25	6	4	28
Up to 12 Months	29	2	4	5	14	1	0	0	3
13 to 60 Months	117	1	28	58	18	0	1	2	9
61 to 120 Months	94	0	47	21	4	12	3	2	5
Over 120 Months	76	0	36	15	0	12	2	0	11
Prison and Alternatives	9	0	1	0	6	0	0	1	1

PROBATION

Total Receiving Probation	13	0	3	2	4	0	0	0	4
Probation Only	7	0	1	1	1	0	0	0	4
Probation and Alternatives	6	0	2	1	3	0	0	0	0

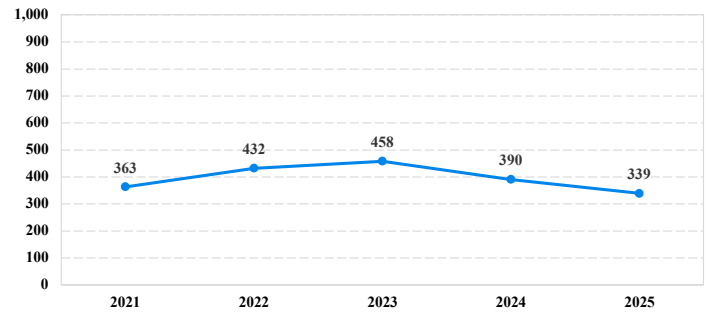
FINE ONLY

Total	1	1	0	0	0	0	0	0	0
--------------	----------	----------	----------	----------	----------	----------	----------	----------	----------

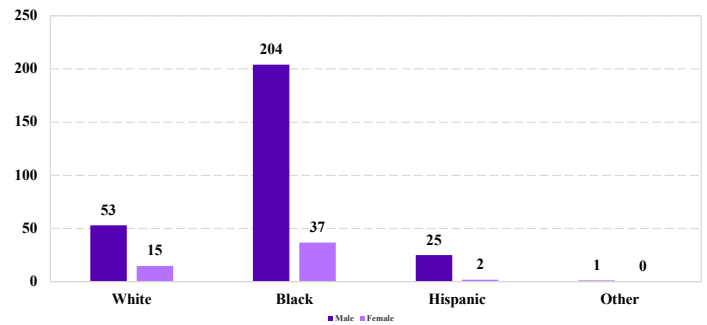
Cases with indeterminable sentence terms are excluded from the calculation of the Mean Sentence or Median Sentence category. Sentences greater than 470 months and probation were included in the sentence average computations as 470 months and zero months, respectively. Cases in the Total Receiving Imprisonment, Total Receiving Probation, and Fine Only categories total 100 percent of all cases. Cases missing information required for a specific analysis were excluded from that analysis. Descriptions of variables used in this analysis are provided in Appendix A.

SOURCE: U.S. Sentencing Commission, 2021 - 2025 Datafiles, USSCFY21 - USSCFY25.

Number of Sentenced Individuals Over Time



Race and Gender



Citizenship, Guilty Pleas, and Trials

