

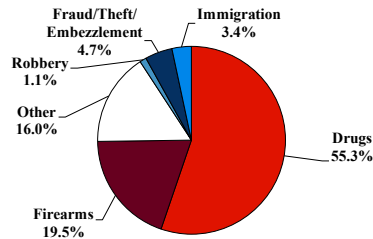
District at a Glance

Eastern District of Tennessee

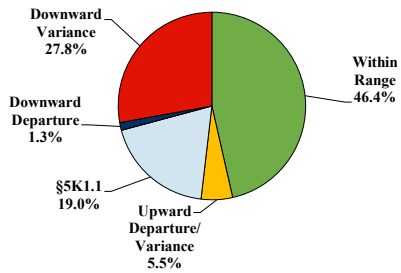
Fiscal Year 2025



Type of Crime



Sentence Imposed Relative to the Guideline Range



SENTENCING INFORMATION BY TYPE OF CRIME

	TOTAL	Immigration	Drug Trafficking	Firearms	Fraud/Theft /Embezzle	Robbery	Child Porn	Money Laundering	All Other
	532	18	293	104	25	6	13	18	55
Mean Sentence (months)	96	13	114	56	15	91	123	87	140
Median Sentence (months)	77	8	120	41	8	80	108	60	96

IMPRISONMENT

Total Receiving Imprisonment	511	17	290	102	18	6	13	14	51
Prison Only	508	17	290	101	17	6	13	14	50
Up to 12 Months	40	10	11	3	8	0	1	0	7
13 to 60 Months	163	7	61	66	7	2	0	6	14
61 to 120 Months	157	0	107	27	2	2	7	6	6
Over 120 Months	148	0	111	5	0	2	5	2	23
Prison and Alternatives	3	0	0	1	1	0	0	0	1

PROBATION

Total Receiving Probation	21	1	3	2	7	0	0	4	4
Probation Only	17	1	3	0	5	0	0	4	4
Probation and Alternatives	4	0	0	2	2	0	0	0	0

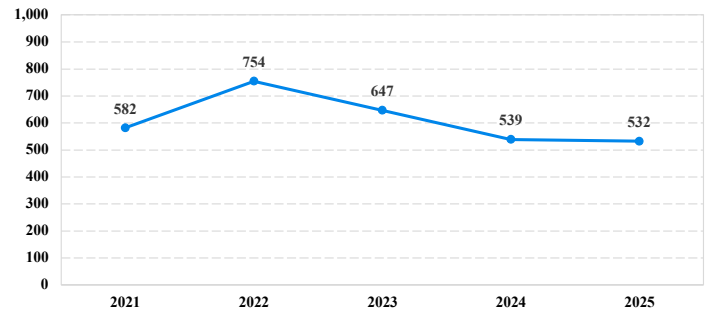
FINE ONLY

FINE ONLY	0	0	0	0	0	0	0	0	0
------------------	----------	----------	----------	----------	----------	----------	----------	----------	----------

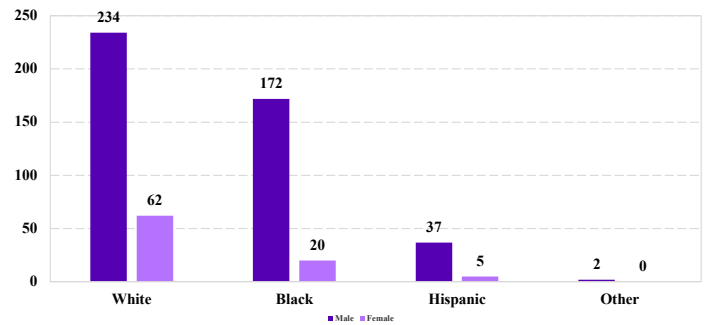
Cases with indeterminable sentence terms are excluded from the calculation of the Mean Sentence or Median Sentence category. Sentences greater than 470 months and probation were included in the sentence average computations as 470 months and zero months, respectively. Cases in the Total Receiving Imprisonment, Total Receiving Probation, and Fine Only categories total 100 percent of all cases. Cases missing information required for a specific analysis were excluded from that analysis. Descriptions of variables used in this analysis are provided in Appendix A.

SOURCE: U.S. Sentencing Commission, 2021 - 2025 Datafiles, USSCFY21 - USSCFY25.

Number of Sentenced Individuals Over Time



Race and Gender



Citizenship, Guilty Pleas, and Trials

