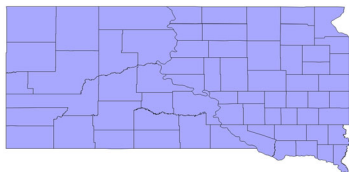


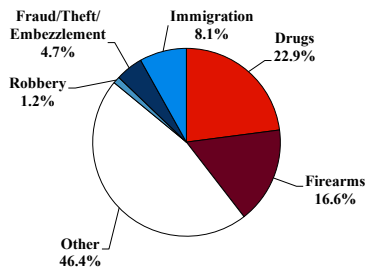
District at a Glance

District of South Dakota

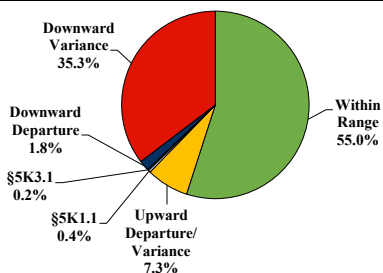
Fiscal Year 2025



Type of Crime



Sentence Imposed Relative to the Guideline Range



SENTENCING INFORMATION BY TYPE OF CRIME

	TOTAL	Immigration	Drug Trafficking	Firearms	Fraud/Theft /Embezzle	Robbery	Child Porn	Money Laundering	All Other
Total	506	41	116	84	24	6	17	9	209
Mean Sentence (months)	80	3	153	40	12	110	95	205	72
Median Sentence (months)	40	2	132	30	4	109	72	180	30

IMPRISONMENT

Total Receiving Imprisonment	493	41	116	81	21	6	17	9	202
Prison Only	478	41	114	78	21	6	17	9	192
Up to 12 Months	95	39	2	9	14	0	0	0	31
13 to 60 Months	185	2	16	58	6	0	6	2	95
61 to 120 Months	81	0	32	7	1	3	6	0	32
Over 120 Months	117	0	64	4	0	3	5	7	34
Prison and Alternatives	15	0	2	3	0	0	0	0	10

PROBATION

Total Receiving Probation	13	0	0	3	3	0	0	0	7
Probation Only	13	0	0	3	3	0	0	0	7
Probation and Alternatives	0	0	0	0	0	0	0	0	0

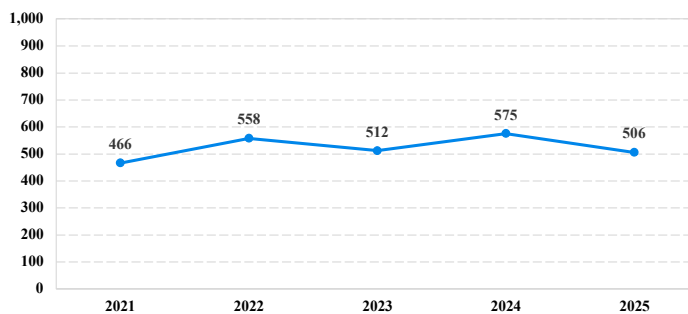
FINE ONLY

Total	0	0	0	0	0	0	0	0	0
--------------	----------	----------	----------	----------	----------	----------	----------	----------	----------

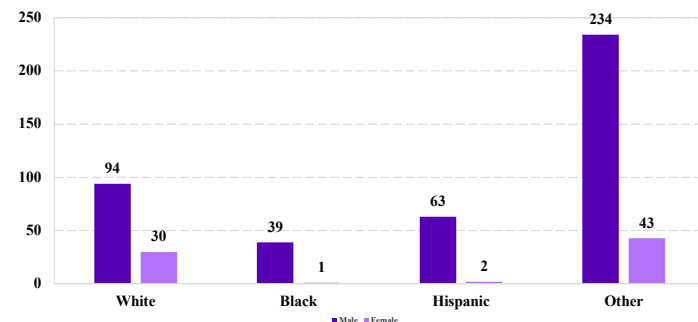
Cases with indeterminable sentence terms are excluded from the calculation of the Mean Sentence or Median Sentence category. Sentences greater than 470 months and probation were included in the sentence average computations as 470 months and zero months, respectively. Cases in the Total Receiving Imprisonment, Total Receiving Probation, and Fine Only categories total 100 percent of all cases. Cases missing information required for a specific analysis were excluded from that analysis. Descriptions of variables used in this analysis are provided in Appendix A.

SOURCE: U.S. Sentencing Commission, 2021 - 2025 Datafiles, USSCFY21 - USSCFY25.

Number of Sentenced Individuals Over Time



Race and Gender



Citizenship, Guilty Pleas, and Trials

