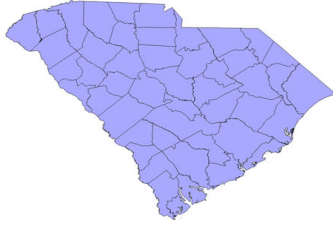


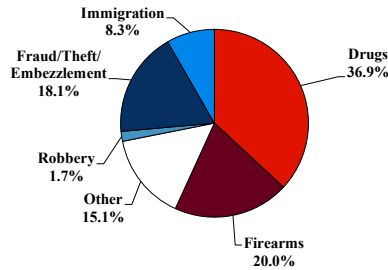
District at a Glance

District of South Carolina

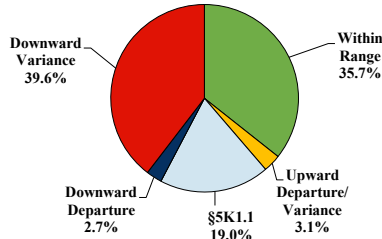
Fiscal Year 2025



Type of Crime



Sentence Imposed Relative to the Guideline Range



SENTENCING INFORMATION BY TYPE OF CRIME

	TOTAL	Immigration	Drug Trafficking	Firearms	Fraud/Theft /Embezzle	Robbery	Child Porn	Money Laundering	All Other
Total	591	49	218	118	107	10	10	18	61
Mean Sentence (months)	65	11	88	66	18	176	62	101	77
Median Sentence (months)	42	5	74	60	12	124	55	65	30

IMPRISONMENT

Total Receiving Imprisonment	539	47	209	116	82	10	10	15	50
Prison Only	535	47	207	116	81	10	9	15	50
Up to 12 Months	89	31	19	7	22	0	1	1	8
13 to 60 Months	225	16	62	61	55	1	4	5	21
61 to 120 Months	123	0	69	36	3	4	3	3	5
Over 120 Months	98	0	57	12	1	5	1	6	16
Prison and Alternatives	4	0	2	0	1	0	1	0	0

PROBATION

Total Receiving Probation	52	2	9	2	25	0	0	3	11
Probation Only	46	2	9	2	22	0	0	2	9
Probation and Alternatives	6	0	0	0	3	0	0	1	2

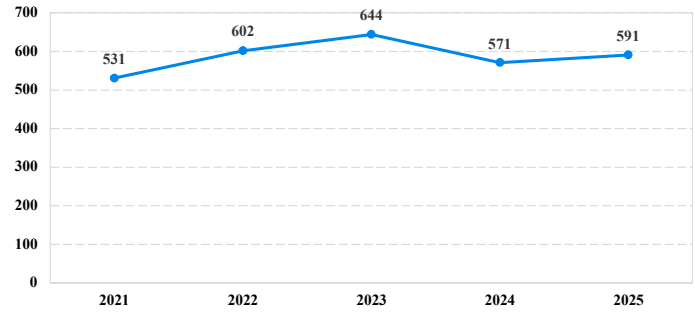
FINE ONLY

Total	0	0	0	0	0	0	0	0	0
--------------	----------	----------	----------	----------	----------	----------	----------	----------	----------

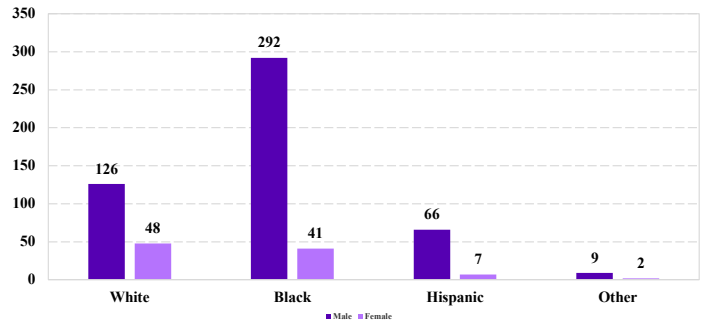
Cases with indeterminable sentence terms are excluded from the calculation of the Mean Sentence or Median Sentence category. Sentences greater than 470 months and probation were included in the sentence average computations as 470 months and zero months, respectively. Cases in the Total Receiving Imprisonment, Total Receiving Probation, and Fine Only categories total 100 percent of all cases. Cases missing information required for a specific analysis were excluded from that analysis. Descriptions of variables used in this analysis are provided in Appendix A.

SOURCE: U.S. Sentencing Commission, 2021 - 2025 Datafiles, USSCFY21 - USSCFY25.

Number of Sentenced Individuals Over Time



Race and Gender



Citizenship, Guilty Pleas, and Trials

