

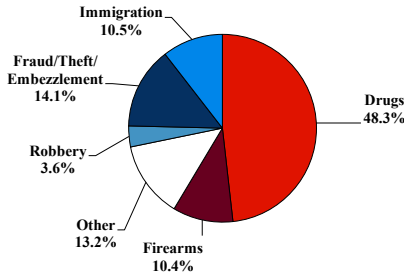
District at a Glance

Puerto Rico

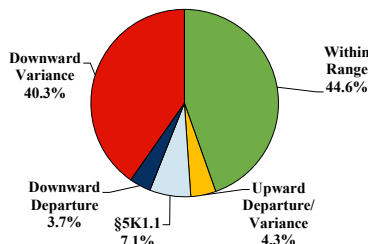
Fiscal Year 2025



Type of Crime



Sentence Imposed Relative to the Guideline Range



SENTENCING INFORMATION BY TYPE OF CRIME

	TOTAL	Immigration	Drug Trafficking	Firearms	Fraud/Theft /Embezzle	Robbery	Child Porn	Money Laundering	All Other
	972	102	467	101	137	35	21	39	70
Mean Sentence (months)	52	13	68	41	3	88	98	27	89
Median Sentence (months)	37	6	70	33	0	84	78	24	14

IMPRISONMENT

Total Receiving Imprisonment	797	95	443	98	19	35	21	29	57
Prison Only	791	95	439	97	19	35	21	28	57
Up to 12 Months	134	67	33	4	6	0	0	5	19
13 to 60 Months	282	21	131	74	12	10	6	18	10
61 to 120 Months	299	7	233	18	1	18	13	4	5
Over 120 Months	76	0	42	1	0	7	2	1	23
Prison and Alternatives	6	0	4	1	0	0	0	1	0

PROBATION

Total Receiving Probation	173	7	24	3	116	0	0	10	13
Probation Only	171	7	23	3	115	0	0	10	13
Probation and Alternatives	2	0	1	0	1	0	0	0	0

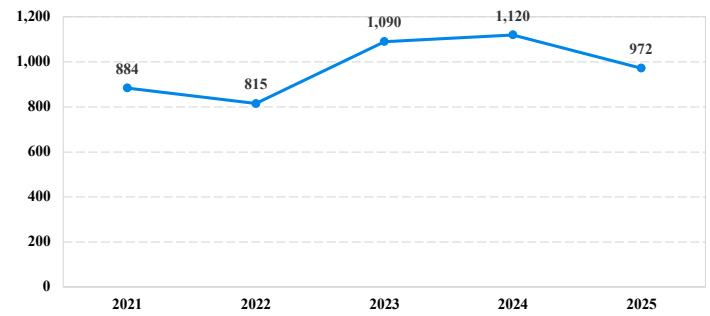
FINE ONLY

	2	0	0	0	2	0	0	0	0
--	----------	----------	----------	----------	----------	----------	----------	----------	----------

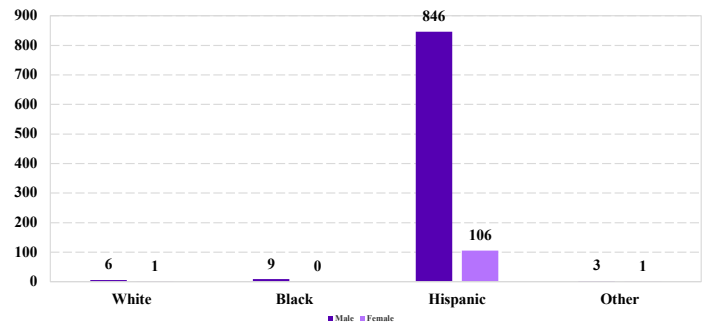
Cases with indeterminable sentence terms are excluded from the calculation of the Mean Sentence or Median Sentence category. Sentences greater than 470 months and probation were included in the sentence average computations as 470 months and zero months, respectively. Cases in the Total Receiving Imprisonment, Total Receiving Probation, and Fine Only categories total 100 percent of all cases. Cases missing information required for a specific analysis were excluded from that analysis. Descriptions of variables used in this analysis are provided in Appendix A.

SOURCE: U.S. Sentencing Commission, 2021 - 2025 Datafiles, USSCFY21 - USSCFY25.

Number of Sentenced Individuals Over Time



Race and Gender



Citizenship, Guilty Pleas, and Trials

